



US00D617063S

(12) **United States Design Patent**
Bischoff et al.

(10) **Patent No.:** **US D617,063 S**
(45) **Date of Patent:** **** Jun. 1, 2010**

(54) **FABRIC REFRESHING DEVICE**

D466,657 S * 12/2002 Van Hauwermeiren
et al. D32/10

(75) Inventors: **Corey Michael Bischoff**, Cincinnati, OH
(US); **Benjamin Janes Beck**, Boston,
MA (US); **Christopher James Page**,
Somerville, MA (US)

(Continued)

FOREIGN PATENT DOCUMENTS

EP 953669 11/1999

(Continued)

(73) Assignee: **The Procter & Gamble Company**,
Cincinnati, OH (US)

Primary Examiner—T. Chase Nelson
Assistant Examiner—Kathleen M Sims
(74) *Attorney, Agent, or Firm*—Julia A. Glazer; Leonard W.
Lewis; Steven W. Miller

(**) Term: **14 Years**

(21) Appl. No.: **29/308,384**

(22) Filed: **Jun. 13, 2008**

(57) **CLAIM**

(51) **LOC (9) Cl.** **15-05**

(52) **U.S. Cl.** **D32/6**

(58) **Field of Classification Search** D32/1,
D32/5-6, 8-9, 10; 68/3 R, 5 C, 5 R, 6, 12.01,
68/212; 34/132, 234, 622, 87-88, 104, 523-524,
34/597; 219/553; 312/31

The ornamental design for a fabric refreshing device, as
shown and described.

See application file for complete search history.

DESCRIPTION

(56) **References Cited**

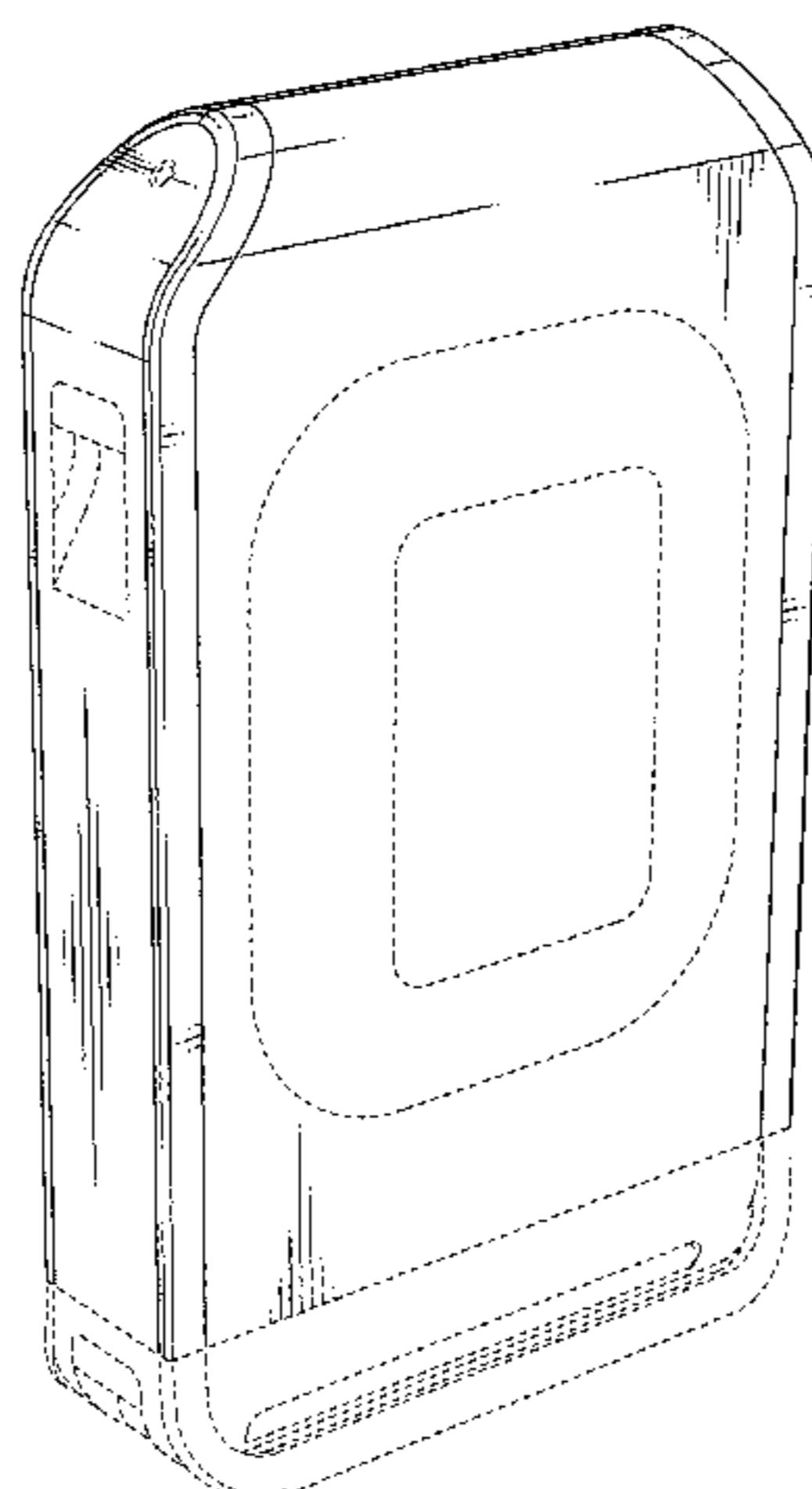
U.S. PATENT DOCUMENTS

2,571,918	A *	10/1951	Meninger	219/553
2,701,921	A *	2/1955	Strongson	34/622
2,728,996	A *	1/1956	Mason	34/234
3,432,939	A *	3/1969	Eichholz	34/622
3,594,917	A *	7/1971	Montgomery	34/621
3,601,292	A *	8/1971	Bliss	68/6
3,670,425	A *	6/1972	Benjamin et al.	34/542
3,739,492	A *	6/1973	Brooks	34/622
3,752,373	A *	8/1973	Smith	223/51
3,858,331	A *	1/1975	Lord	34/621
3,905,125	A *	9/1975	Hubner	34/622
4,572,364	A *	2/1986	Jordan	206/287
D312,899	S *	12/1990	Faulkner	D32/8
D332,329	S *	1/1993	Hood et al.	D32/8
5,305,484	A	4/1994	Fitzpatrick et al.	
5,369,892	A	12/1994	Dhaemers	
5,815,961	A	10/1998	Estes et al.	
5,829,162	A *	11/1998	Pace	34/202
6,189,346	B1	2/2001	Chen et al.	

FIG. 1 is a perspective view of a first embodiment of a fabric
refreshing device showing our new design;
FIG. 2 is a front view thereof;
FIG. 3 is a back view thereof;
FIG. 4 is a left side view thereof;
FIG. 5 is a right side view thereof;
FIG. 6 is a top view thereof; and
FIG. 7 is a bottom view thereof.
FIG. 8 is a perspective view of a second embodiment thereof;
FIG. 9 is a front view thereof;
FIG. 10 is a back view thereof;
FIG. 11 is a left side view thereof;
FIG. 12 is a right side view thereof;
FIG. 13 is a top view thereof; and,
FIG. 14 is a bottom view thereof.

The broken line showing of environmental structure in FIGS.
1-14 is for illustrative purposes only and forms no part of the
claimed design.

1 Claim, 10 Drawing Sheets



US D617,063 S

Page 2

U.S. PATENT DOCUMENTS

D476,782 S * 7/2003 Huddleston D32/6
6,622,529 B1 * 9/2003 Crane 68/5 C
6,726,186 B2 * 4/2004 Gaaloul et al. 261/81
6,745,496 B2 6/2004 Cassella
6,840,068 B2 1/2005 Pasin et al.
6,910,292 B2 * 6/2005 Prows 38/14
6,922,913 B2 * 8/2005 Hood et al. 34/595
6,925,737 B2 8/2005 Bolduan et al.
6,928,745 B2 * 8/2005 Lickiss et al. 34/104
6,928,752 B2 * 8/2005 Johnson et al. 34/595
D521,196 S * 5/2006 Seiffert et al. D32/6
D532,563 S * 11/2006 Kim et al. D32/6
7,140,121 B2 11/2006 Casella et al.
7,367,137 B2 5/2008 Jonsson et al.
2004/0163184 A1 8/2004 Waldron et al.
2005/0120757 A1 6/2005 Jackson

2008/0136295 A1 * 6/2008 Aizpuru Borda et al. 312/31
2008/0256989 A1 * 10/2008 Jeong et al. 68/5 C
2009/0126414 A1 * 5/2009 Kim et al. 68/6
2009/0126421 A1 * 5/2009 Kim et al. 68/5 C
2009/0126422 A1 * 5/2009 Kim et al. 68/5 C

FOREIGN PATENT DOCUMENTS

EP 1288367 3/2003
EP 1491677 12/2004
EP 1600551 11/2005
FR 2669945 6/1992
GB 2394271 4/2004
JP 10-156096 6/1998
WO WO 00/19001 4/2000
WO WO 02/072940 9/2002
WO WO 2006/091057 A1 8/2006

* cited by examiner

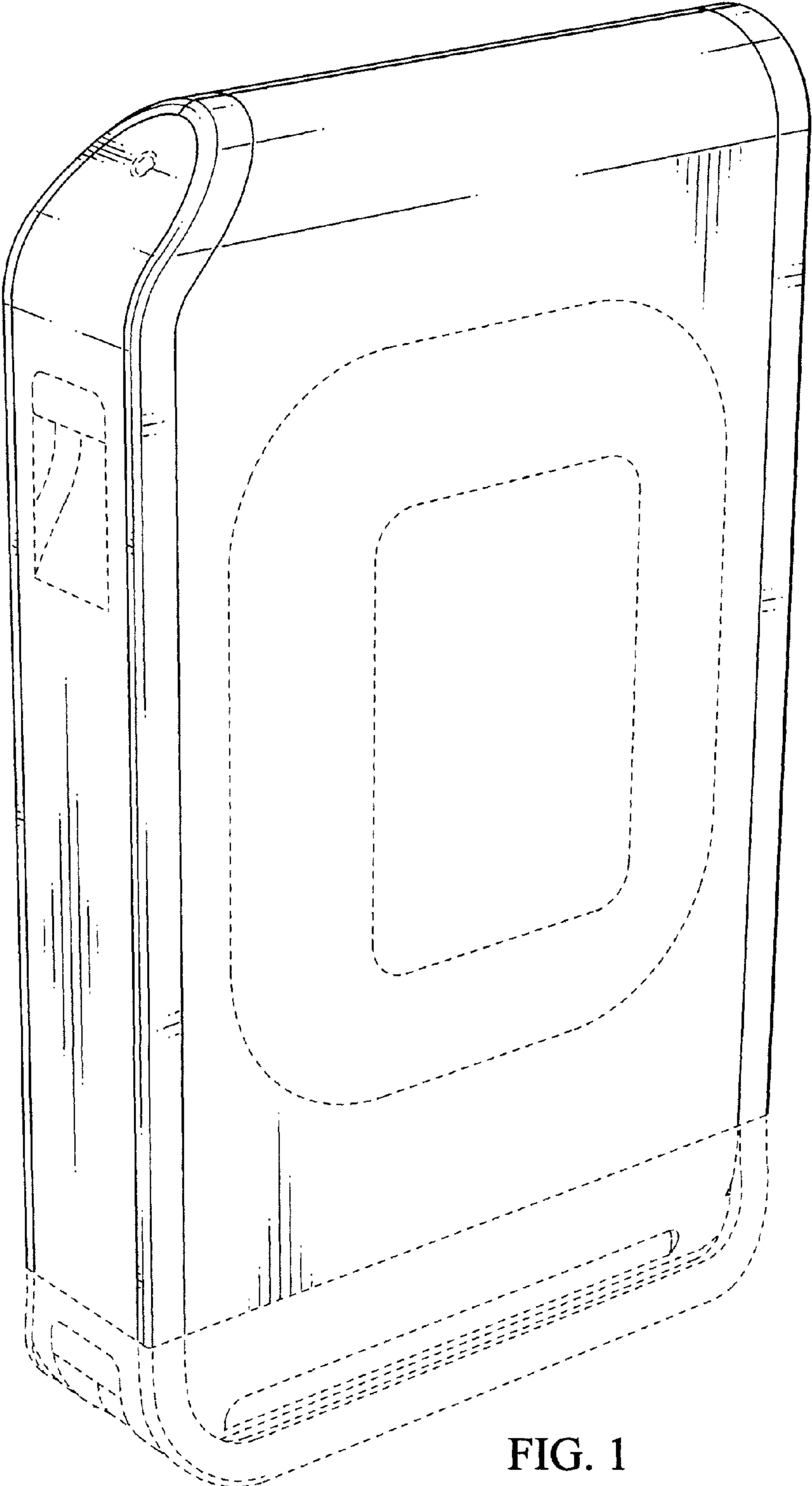


FIG. 1

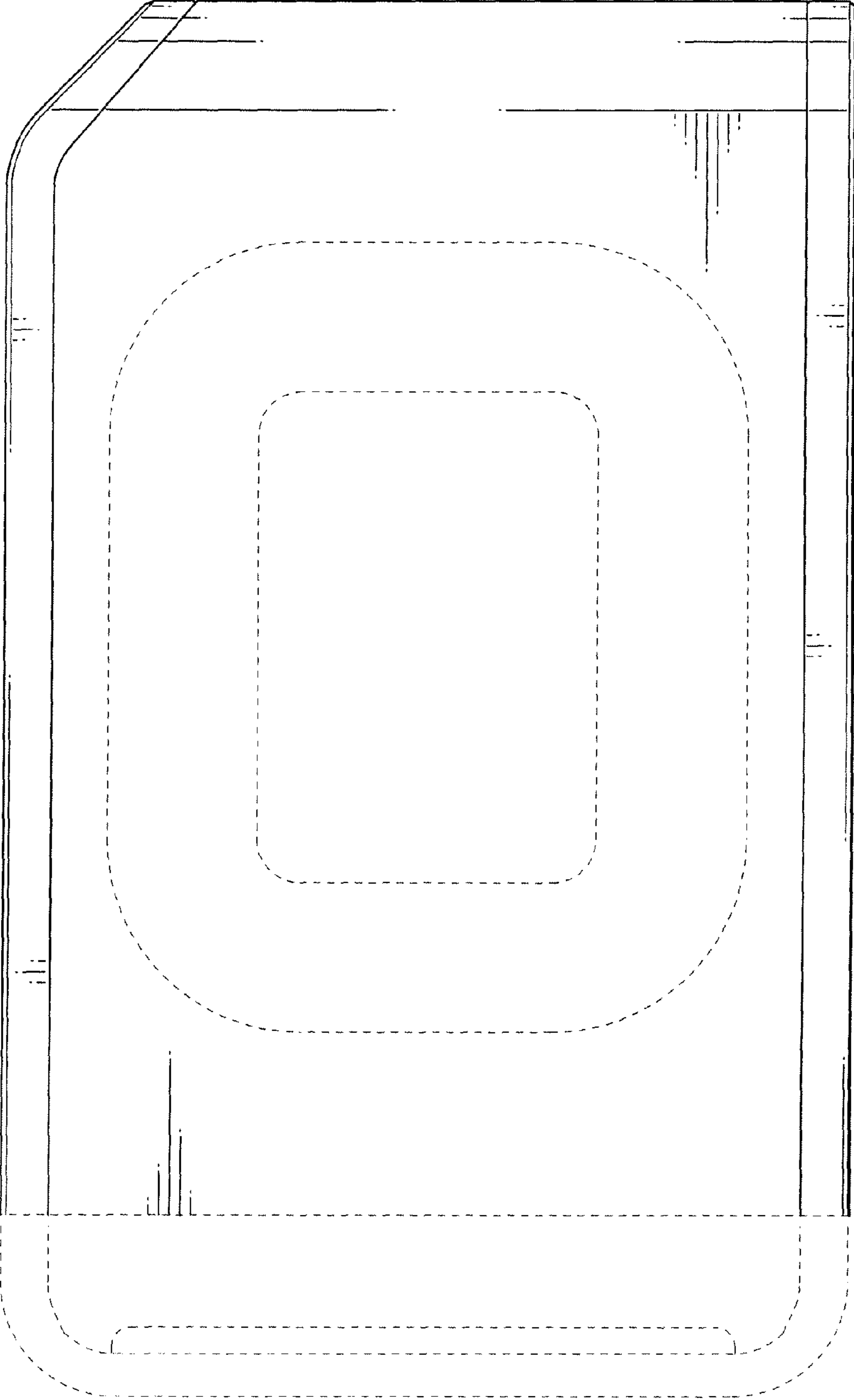


FIG. 2

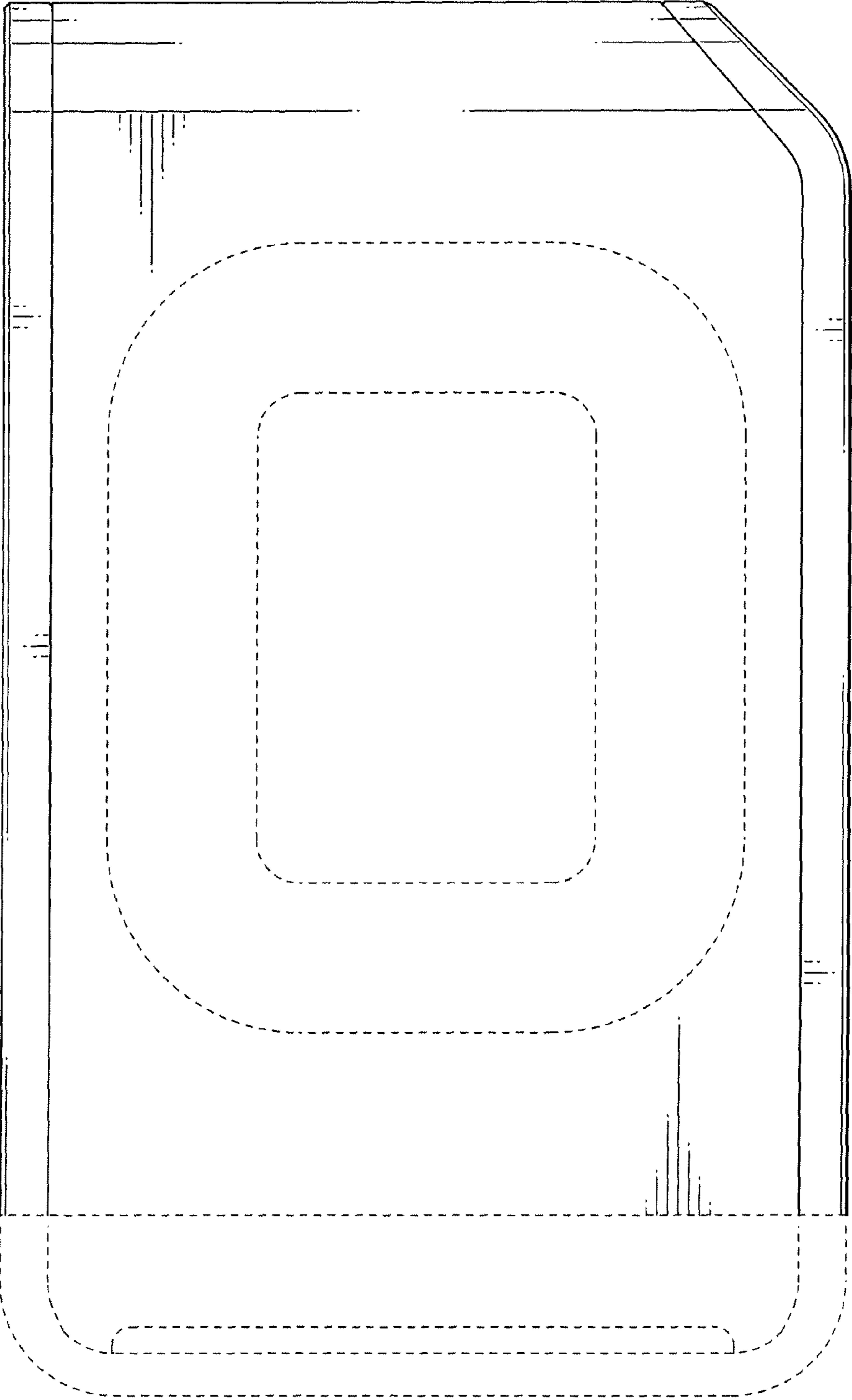


FIG. 3




FIG. 4

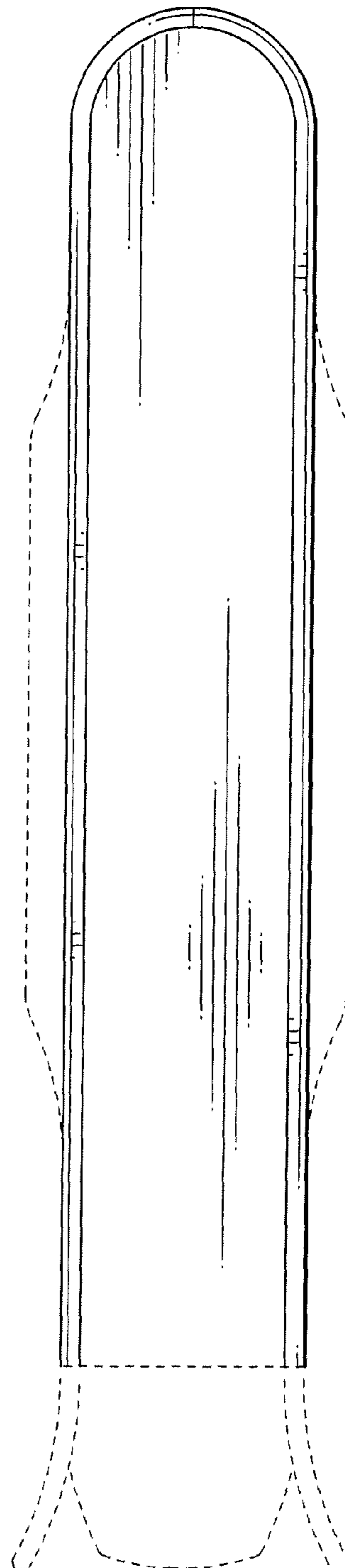


FIG. 5

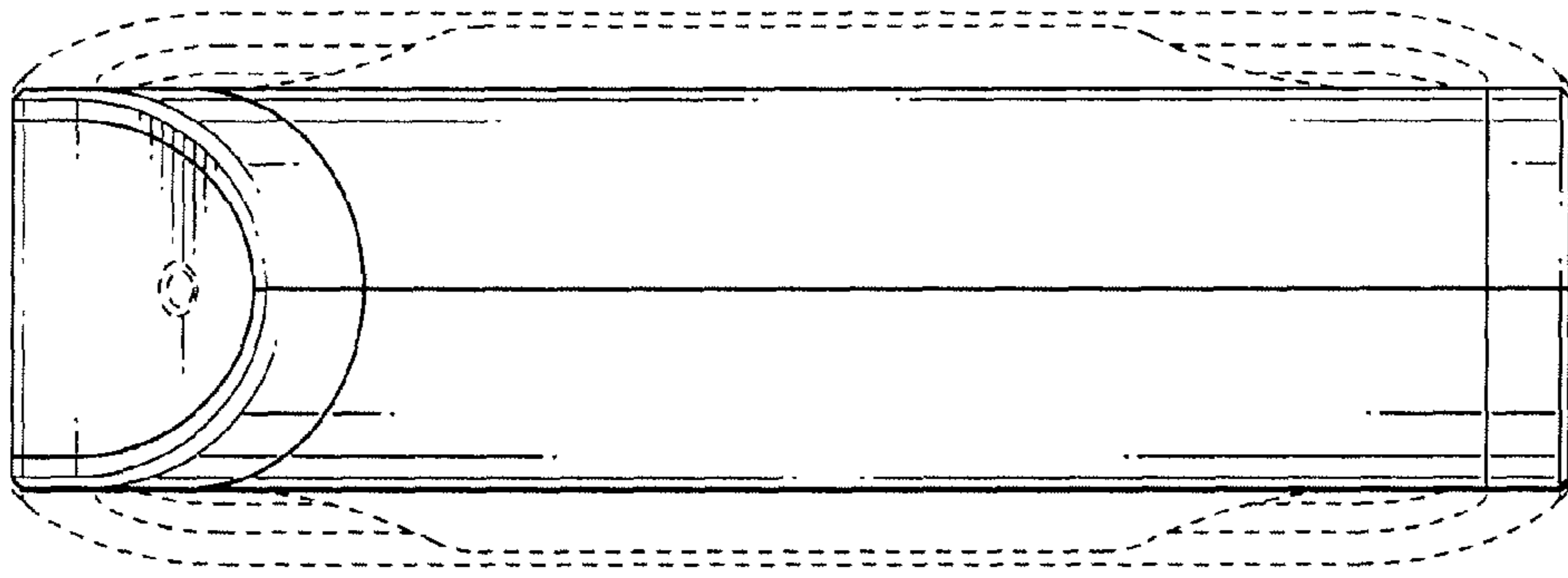


FIG. 6




FIG. 7

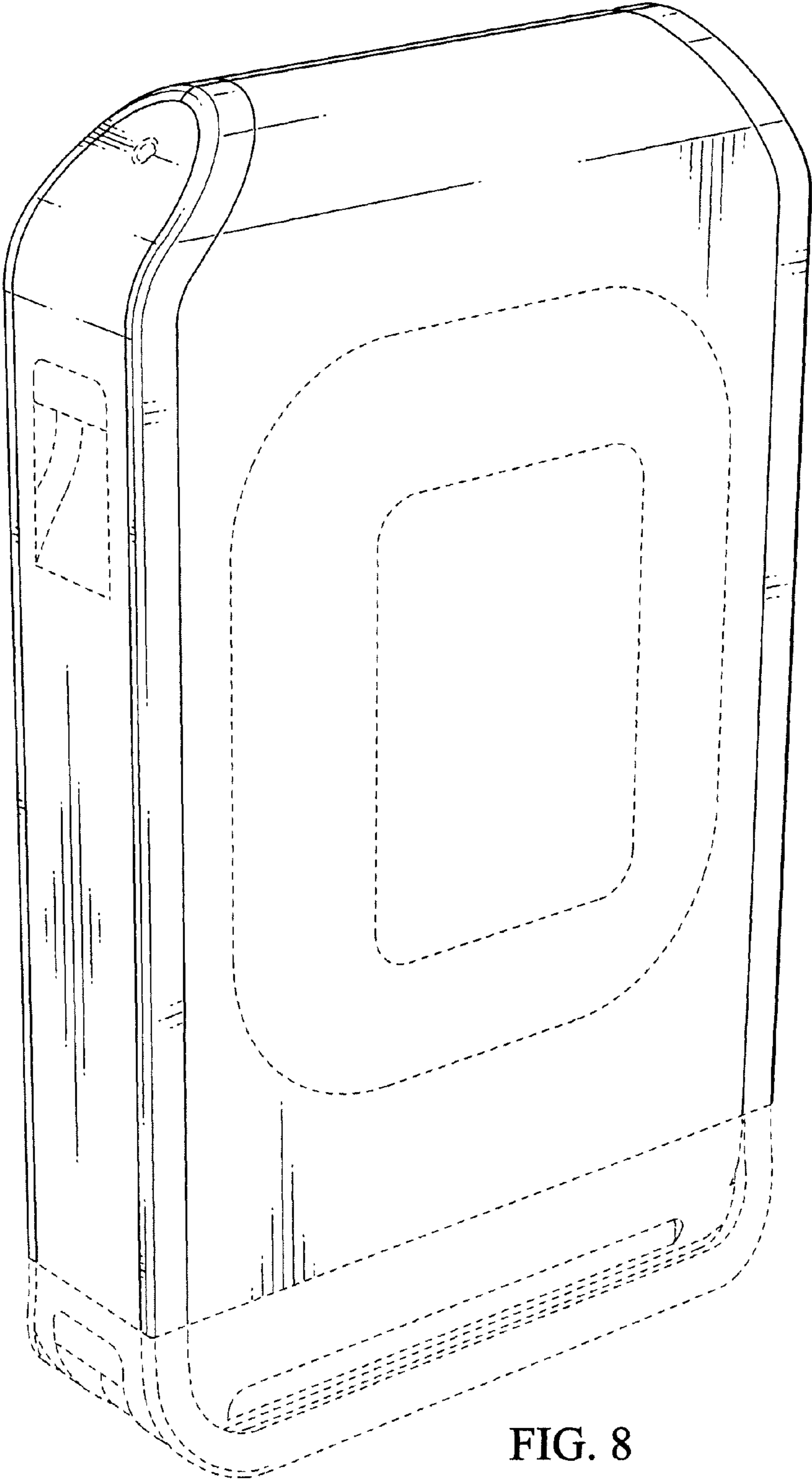


FIG. 8

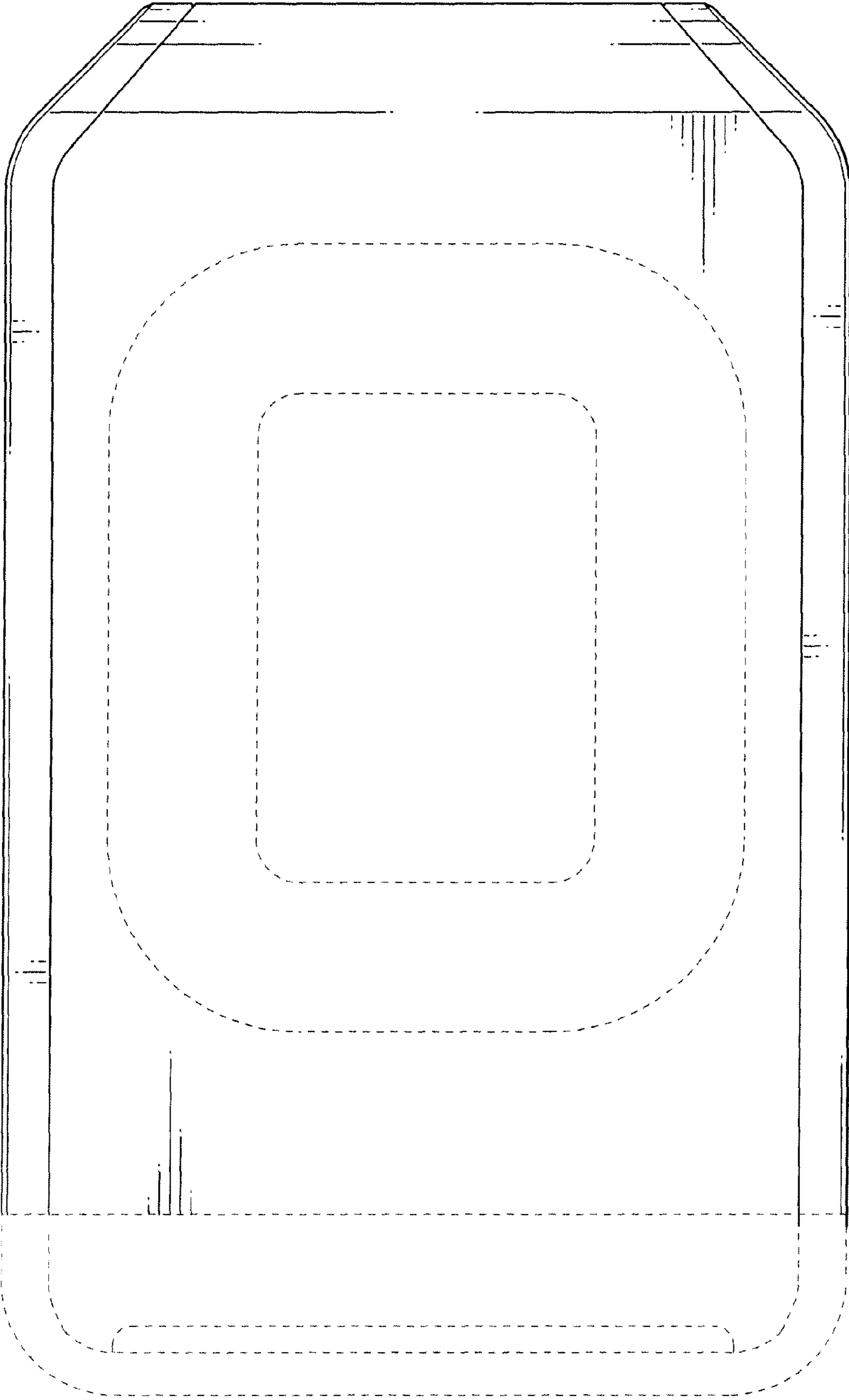


FIG. 9

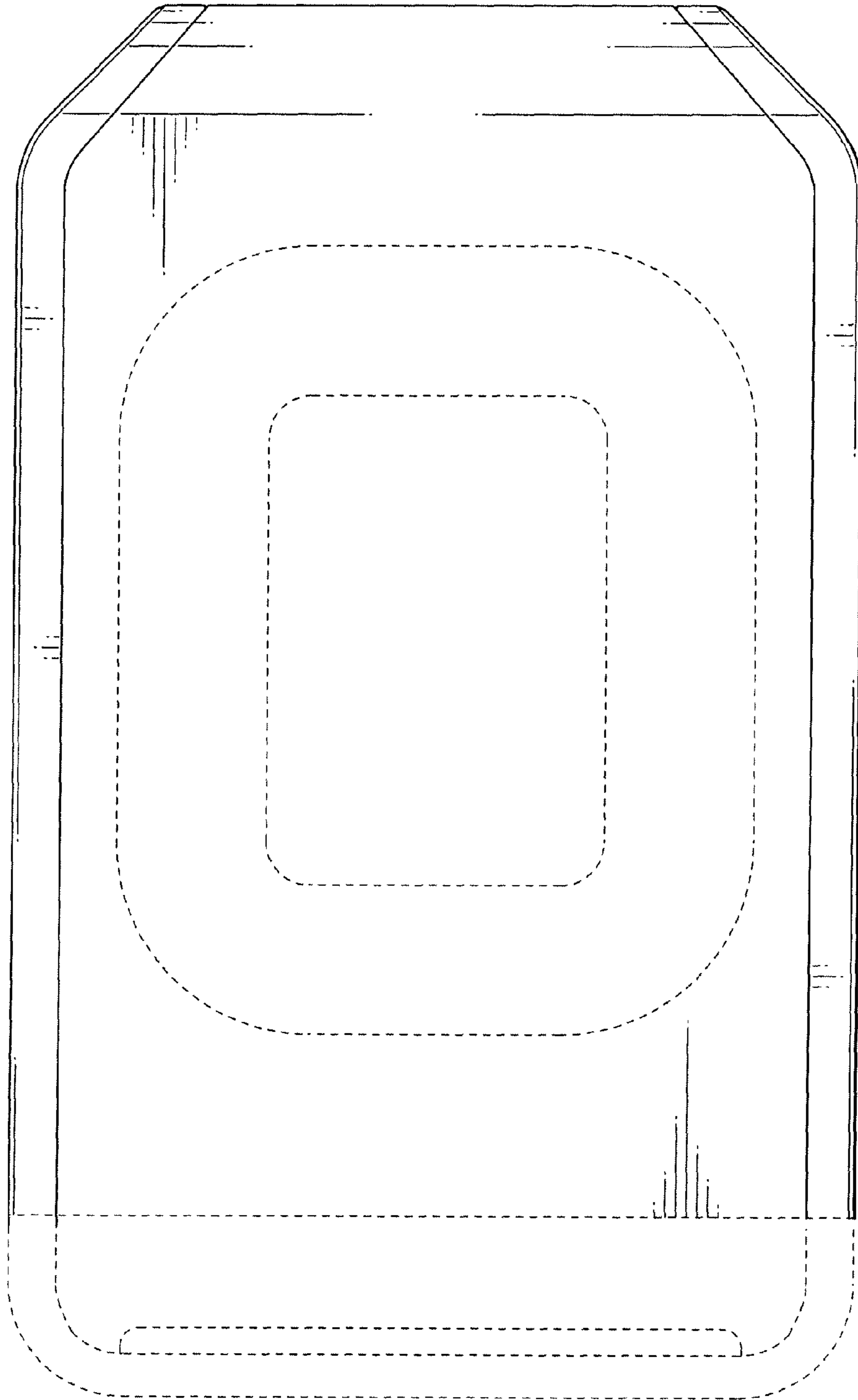


FIG. 10




FIG. 11

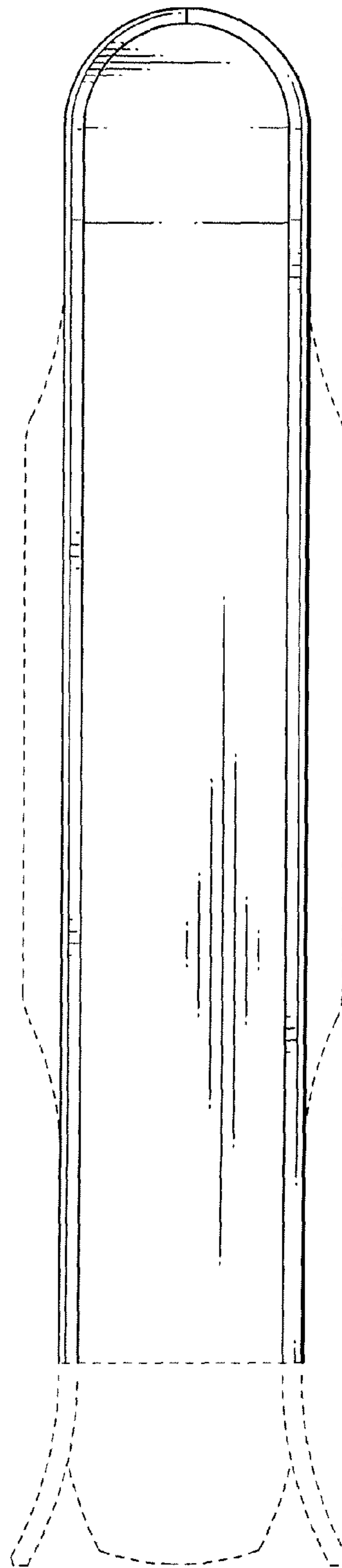


FIG. 12

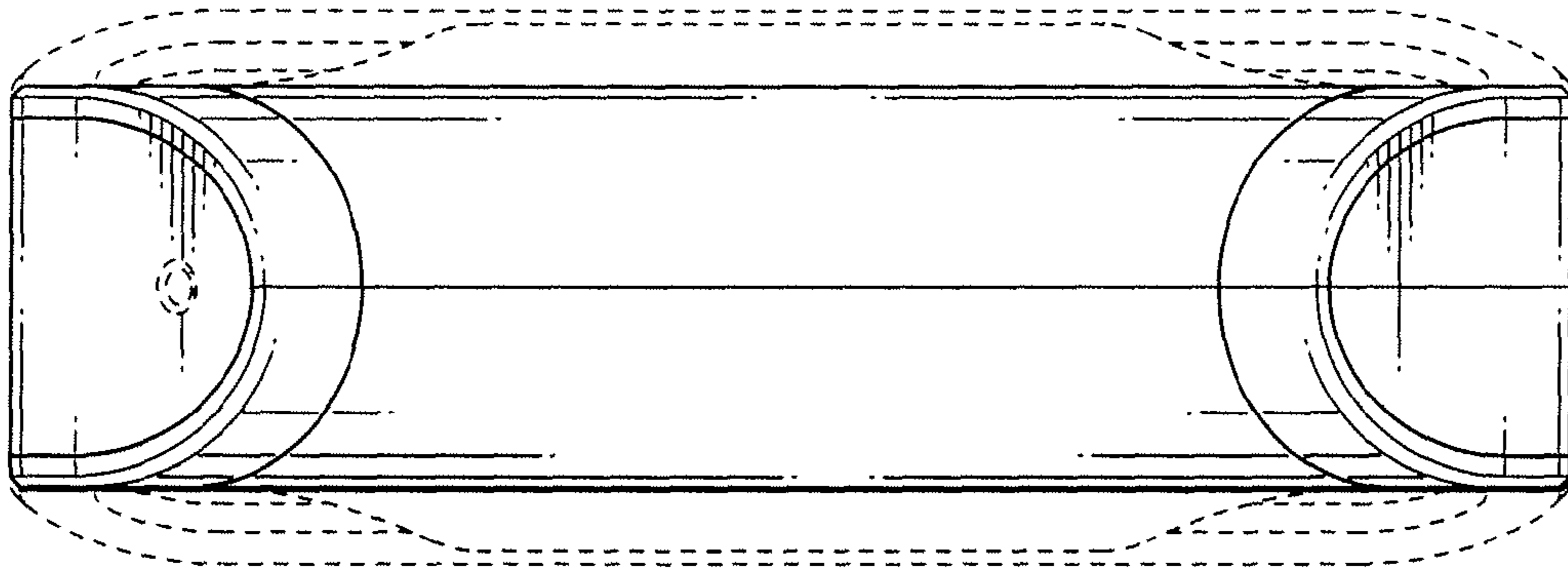


FIG. 13

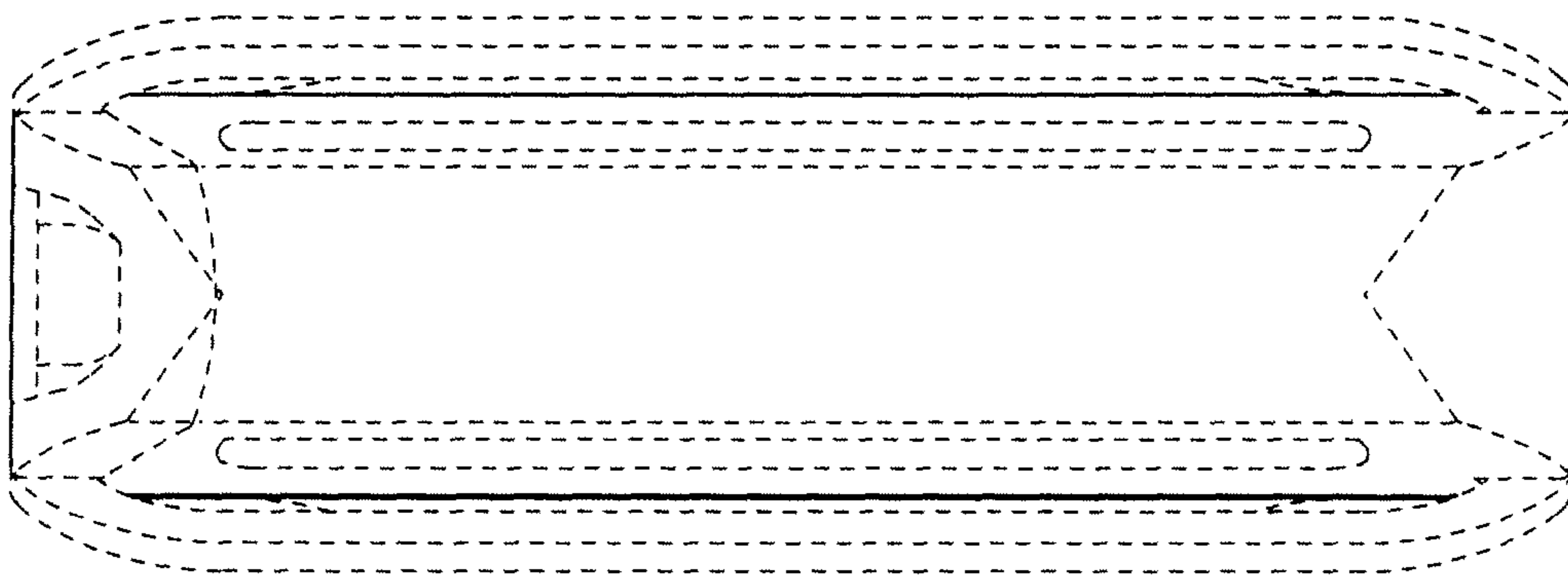


FIG. 14