



US00D617060S

(12) **United States Design Patent**
Akrey

(10) **Patent No.:** **US D617,060 S**
(45) **Date of Patent:** **** Jun. 1, 2010**

(54) **ANCHOR FOR A PET RESTRAINT**

(76) **Inventor:** **Francis Gregory Akrey**, 3563 Old Conejo Rd., Newbury Park, CA (US) 91320

(**) **Term:** **14 Years**

(21) **Appl. No.:** **29/345,774**

(22) **Filed:** **Oct. 22, 2009**

(51) **LOC (9) Cl.** **30-09**

(52) **U.S. Cl.** **D30/154**

(58) **Field of Classification Search** D30/154, D30/199, 160, 151, 153; D6/608, 609, 613, D6/614, 603, 583, 588-591, 597, 598, 611, D6/601; 119/174, 850, 650, 621, 600, 602, 119/707-712, 786-788, 791, 780, 782, 769-771, 119/795, 856; D29/118; D24/207, 208, D24/200, 206; D7/388; 5/417; 219/759, 219/730, 528, 529; 426/241; 99/DIG. 14; D5/62; 607/96, 108-111, 104; 52/155, 166, 52/157, 162, 163; D28/79, 73, 76-78, 83; D3/216, 223, 271.1, 234-236, 238, 248, 205, D3/295, 301, 703.6, 203.1, 294; D11/81, D11/103; D9/600, 629; 220/4.26, 4.27; 132/286, 287, 293-307, 314-318; 206/581, 206/823, 37, 315.1, 6.1; D21/385

See application file for complete search history.

(56) **References Cited**

U.S. PATENT DOCUMENTS

D67,712 S *	6/1925	Melville	D2/967
2,125,354 A *	8/1938	Meier	383/43
2,317,102 A *	4/1943	McKaig, Jr.	206/63.5
2,408,150 A *	9/1946	Moeller	206/533
D207,442 S *	4/1967	Facci	D2/616
3,868,052 A *	2/1975	Rockefeller	225/106
D259,163 S *	5/1981	Leard et al.	D6/302
D300,520 S *	4/1989	Baird	D11/79
D347,658 S *	6/1994	Scapillato	D20/29
D357,588 S *	4/1995	Fachinger	D6/304
D360,304 S *	7/1995	Fachinger	D6/304

D394,229 S *	5/1998	Curry	D11/126
D397,740 S *	9/1998	Georgevich	D21/400
D427,743 S *	7/2000	Macias	D1/107
D435,160 S *	12/2000	Macias	D1/107
D440,736 S *	4/2001	Stafford	D1/107
D445,518 S *	7/2001	Warden	D26/38
D447,074 S *	8/2001	Chan	D10/104
6,341,578 B1 *	1/2002	Berube	119/162
D457,705 S *	5/2002	Haslet et al.	D32/40
D457,989 S *	5/2002	O'Rourke	D30/158
6,460,191 B1 *	10/2002	Lorkovic	2/161.8
D466,662 S *	12/2002	Lorkovic	D32/43
D467,393 S *	12/2002	Warden	D30/155
D473,769 S *	4/2003	Kelleghan	D8/38
D475,504 S *	6/2003	Hodgdon	D1/130
6,581,211 B1 *	6/2003	Golden	2/158
D476,767 S *	7/2003	Warden	D26/38
D504,223 S *	4/2005	Tamburri	D3/211

(Continued)

Primary Examiner—Susan Moon Lee

(74) *Attorney, Agent, or Firm*—Kelly Lowry & Kelley LLP

(57) **CLAIM**

The ornamental design for an anchor for a pet restraint, as shown.

DESCRIPTION

FIG. 1 is a perspective view of an anchor for a pet restraint embodying my new design wherein an animal and leash are shown in phantom and form no part of the claimed design;

FIG. 2 is a top, front and right-side perspective view of the anchor for a pet restraint;

FIG. 3 is a front elevational view thereof;

FIG. 4 is a rear elevational view thereof;

FIG. 5 is a right-side elevational view thereof;

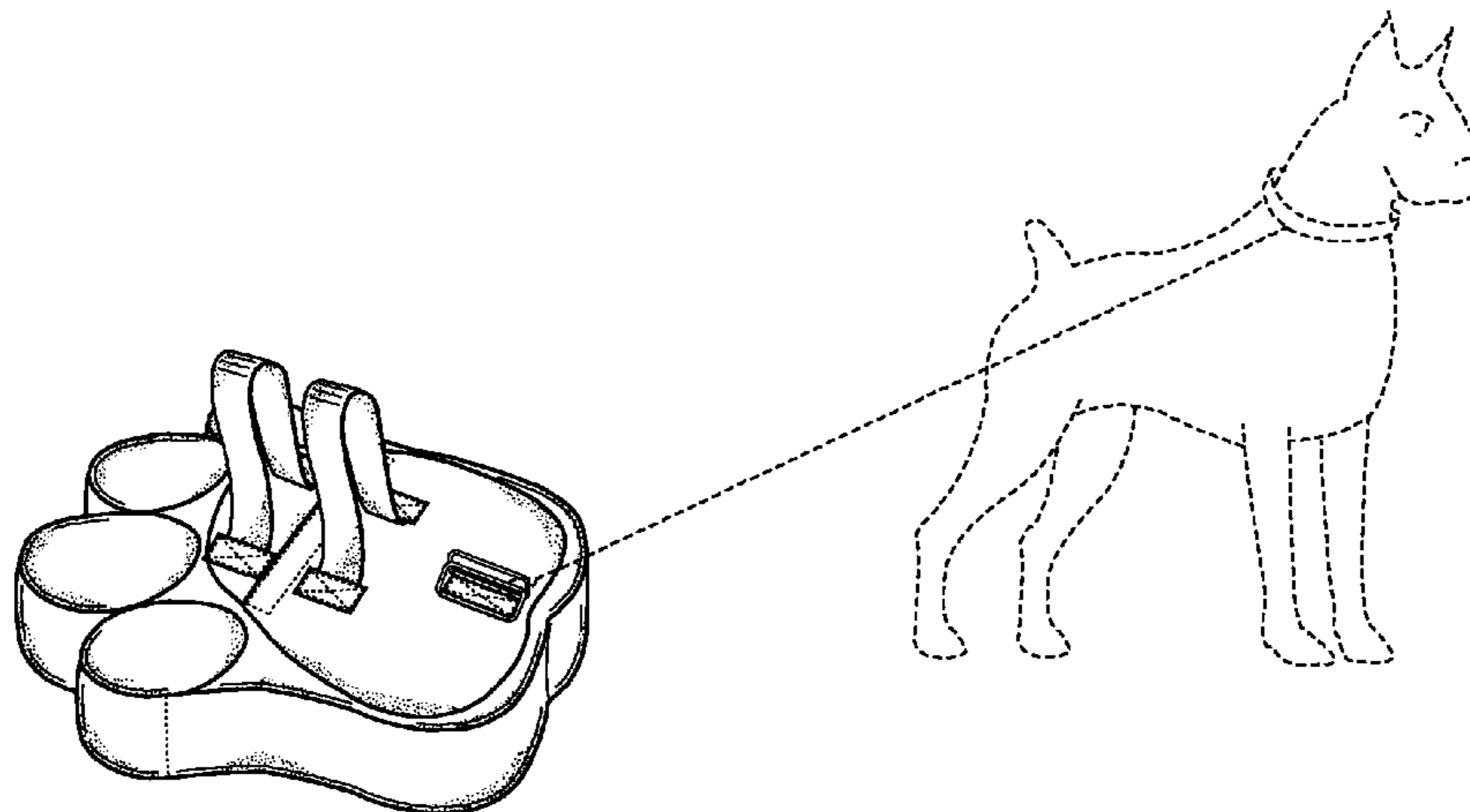
FIG. 6 is a left-side elevational view thereof;

FIG. 7 is a top plan view thereof; and,

FIG. 8 is a bottom plan view thereof.

The broken line portions are not claimed.

1 Claim, 2 Drawing Sheets



US D617,060 S

Page 2

U.S. PATENT DOCUMENTS

D507,084 S *	7/2005	Sabeh-Azar	D30/199	D571,108 S *	6/2008	Slabaugh	D6/310
D507,119 S *	7/2005	Reeves, Jr.	D6/304	D571,929 S *	6/2008	Palmer, III	D25/2
D513,236 S *	12/2005	Hunt et al.	D13/168	D572,141 S *	7/2008	Slabaugh	D9/601
D522,291 S *	6/2006	Edwards	D6/518	D574,282 S *	8/2008	Hill	D10/104
D522,780 S *	6/2006	Sellars	D6/518	D581,830 S *	12/2008	Slabaugh	D11/127
D525,464 S *	7/2006	Khurana	D6/518	D589,660 S *	3/2009	Tolentino-Swem	D30/199
D531,364 S *	10/2006	Crane	D30/118	D591,478 S *	5/2009	Slusarczyk et al.	D1/107
D532,979 S *	12/2006	Viola	D4/129	D591,914 S *	5/2009	Witham	D30/199
D540,007 S *	4/2007	Edwards	D1/107	D606,278 S *	12/2009	Kerr et al.	D1/107
D543,036 S *	5/2007	Thompson et al.	D5/65	D611,656 S *	3/2010	Lai	D28/79
D560,862 S *	1/2008	Knuth et al.	D30/155	2005/0217608 A1 *	10/2005	Johnson et al.	119/771
D561,411 S *	2/2008	Pipenur	D30/155	2008/0245317 A1 *	10/2008	Caldwell	119/795
				2008/0314336 A1 *	12/2008	Church et al.	119/771

* cited by examiner

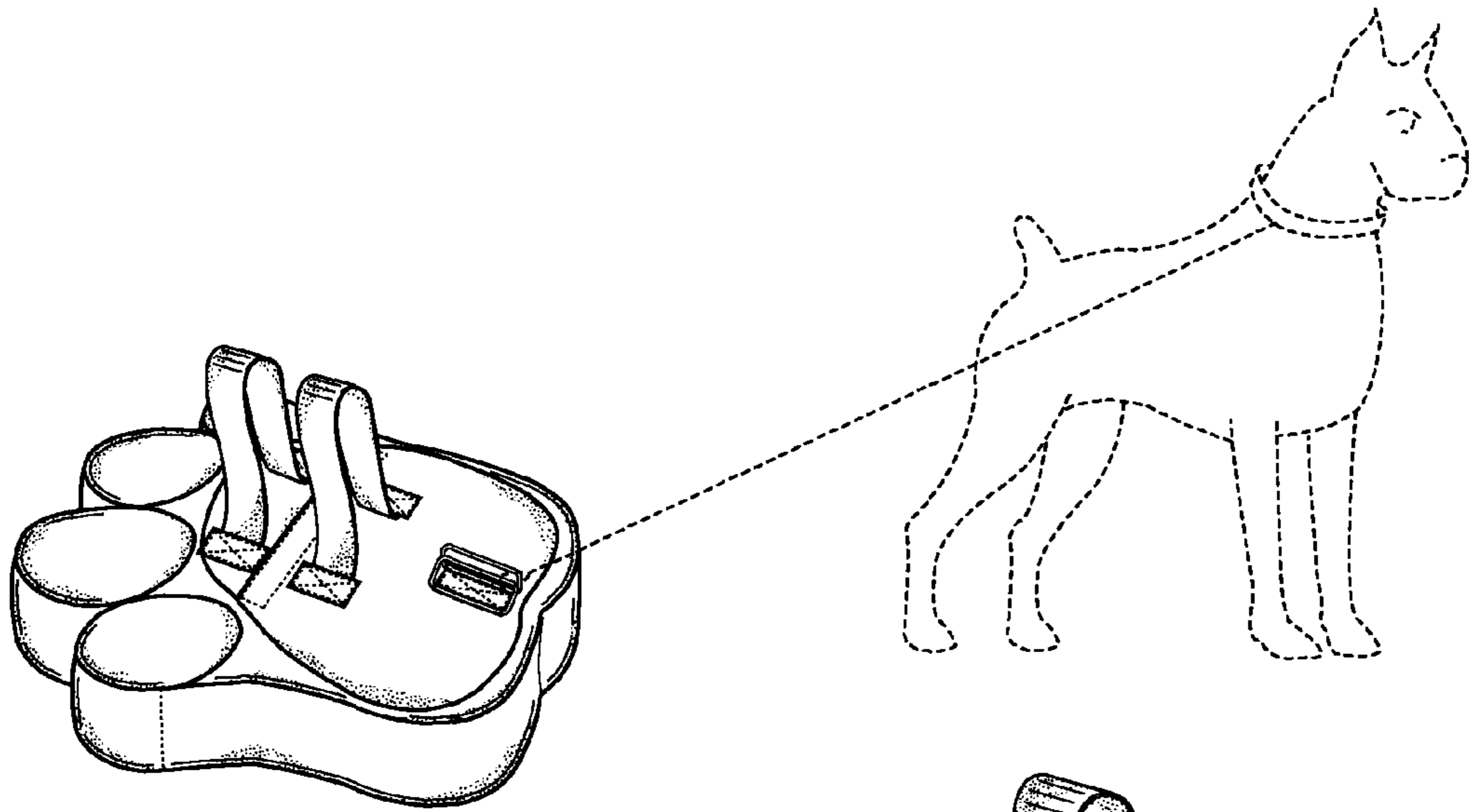


FIG. 1

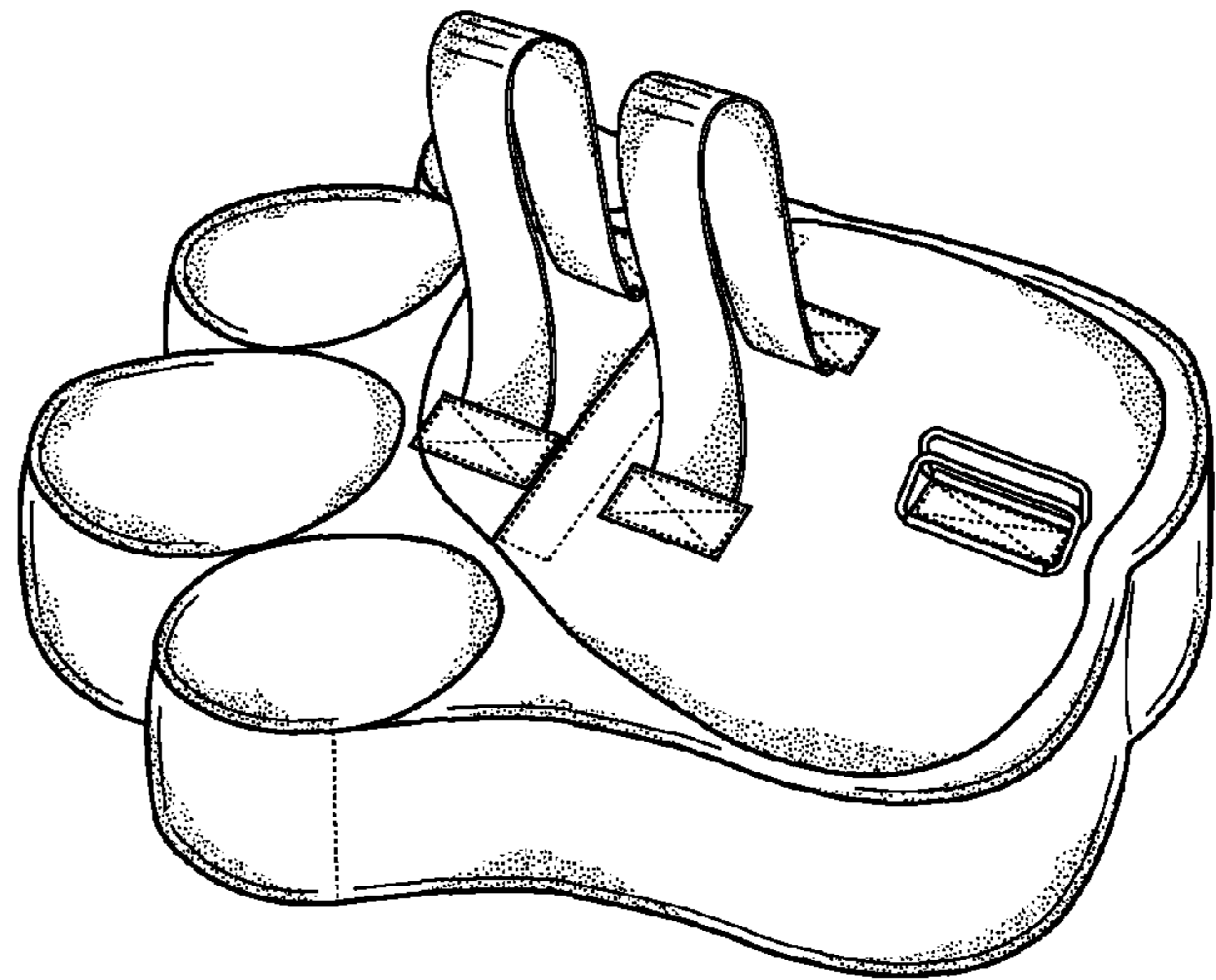


FIG. 2

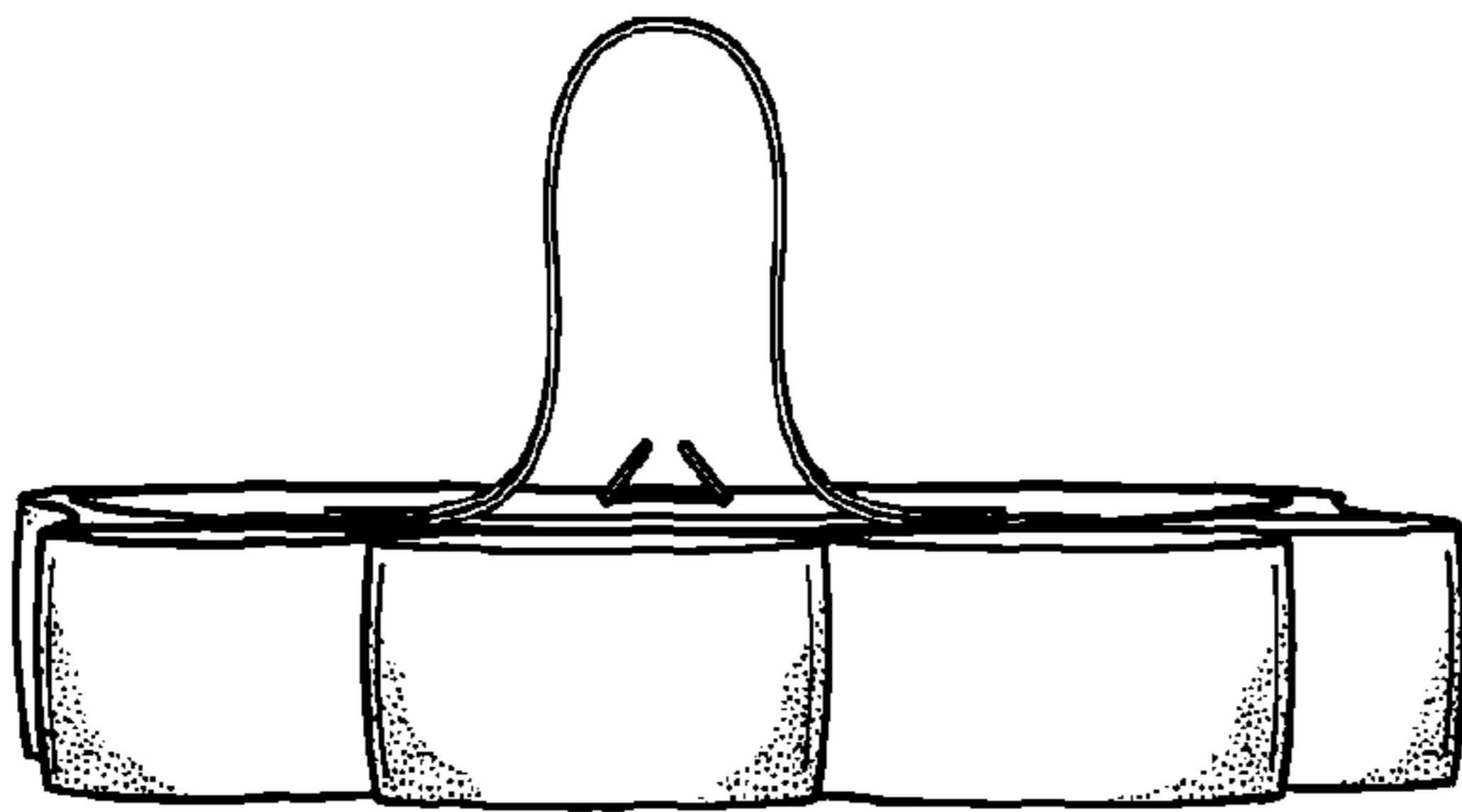


FIG. 3

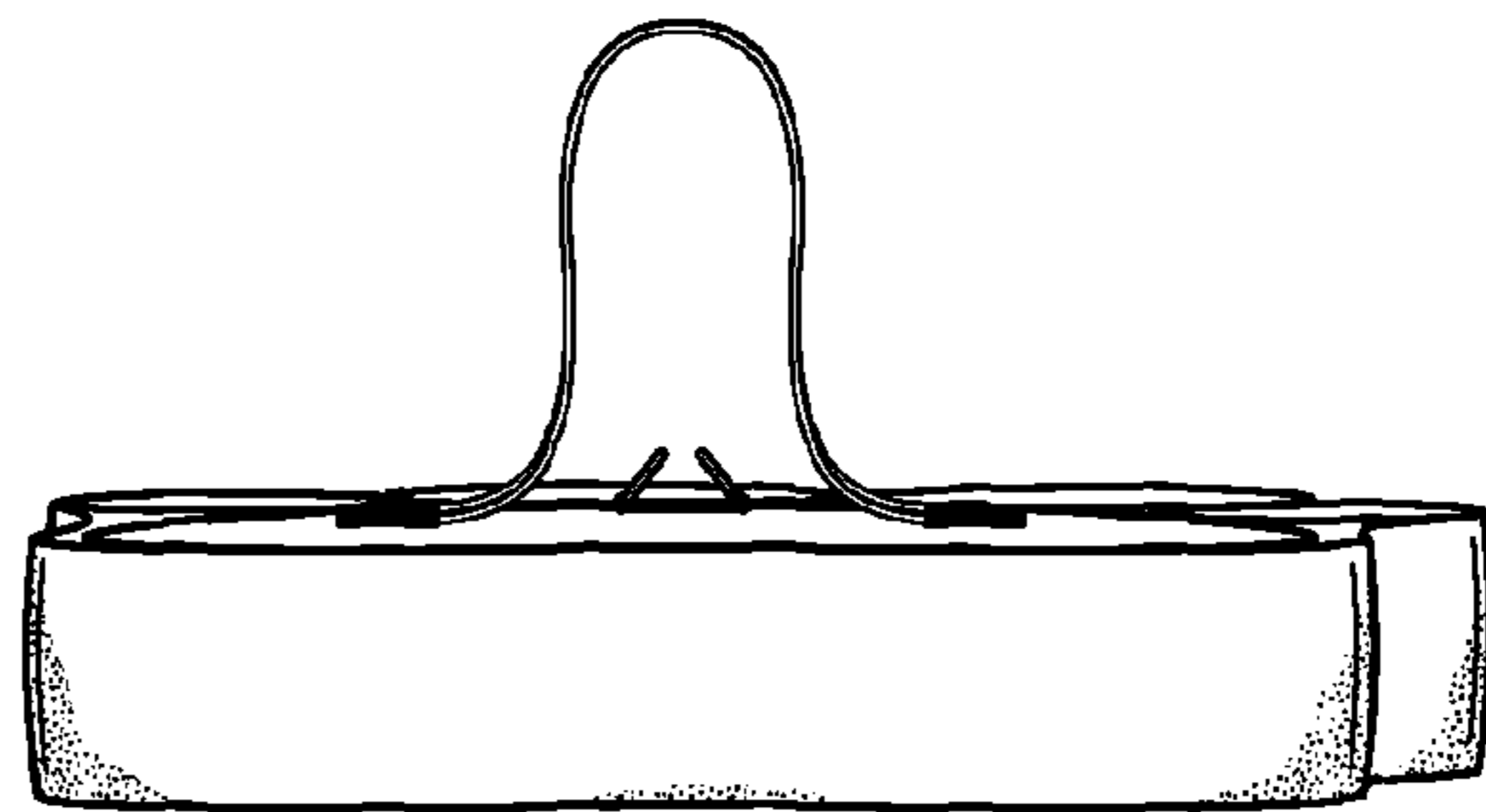


FIG. 4

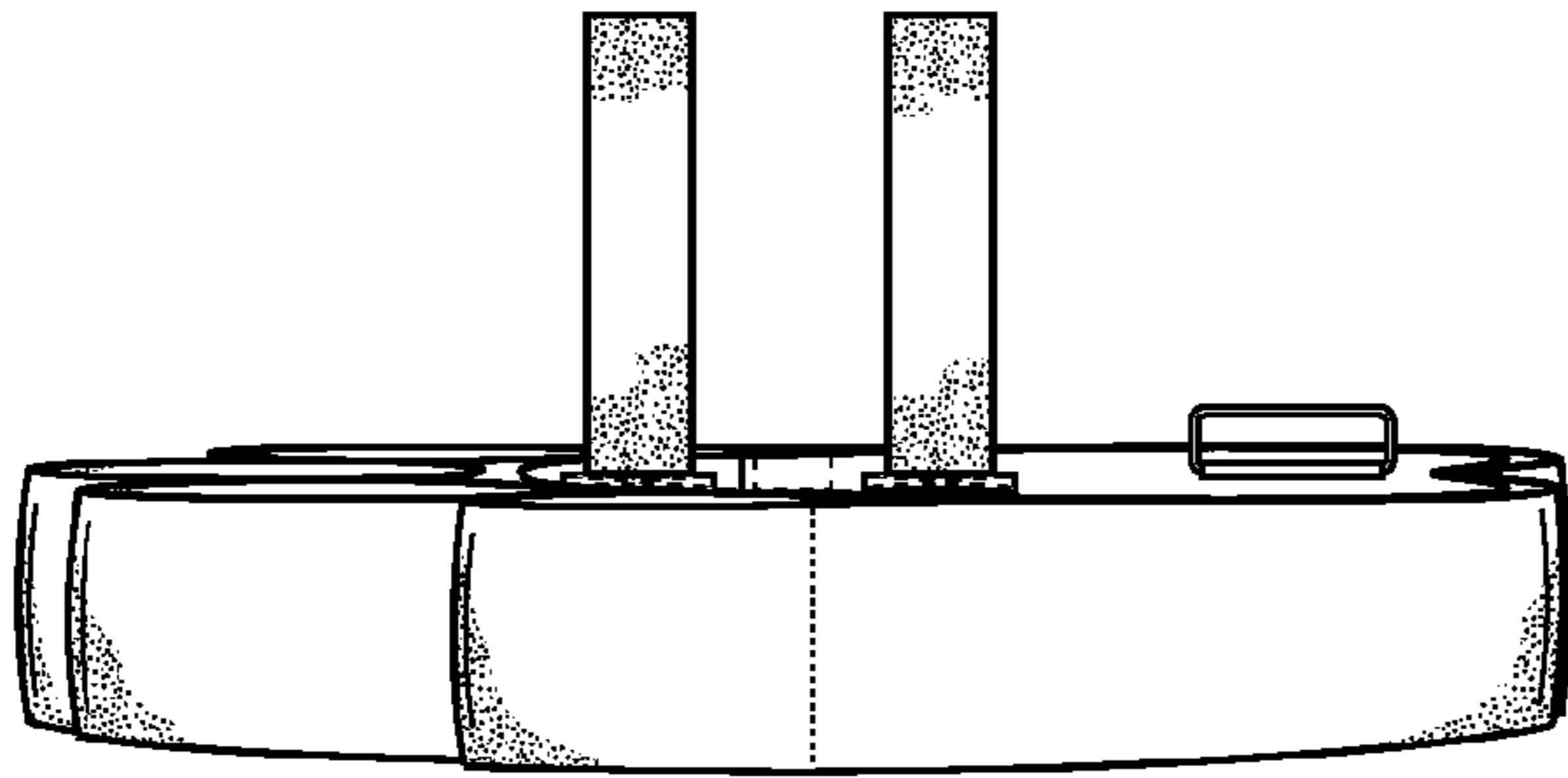


FIG. 5

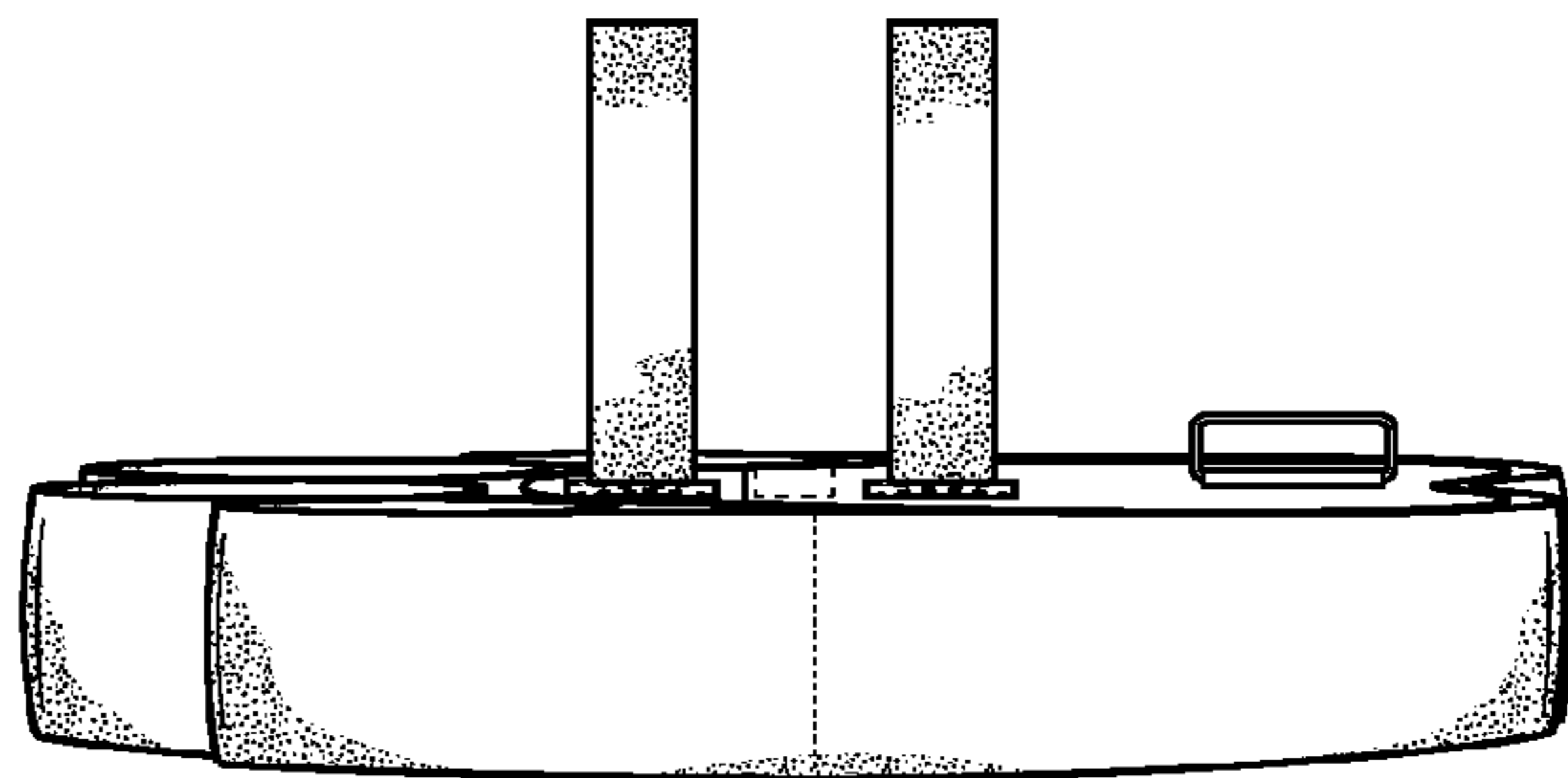


FIG. 6

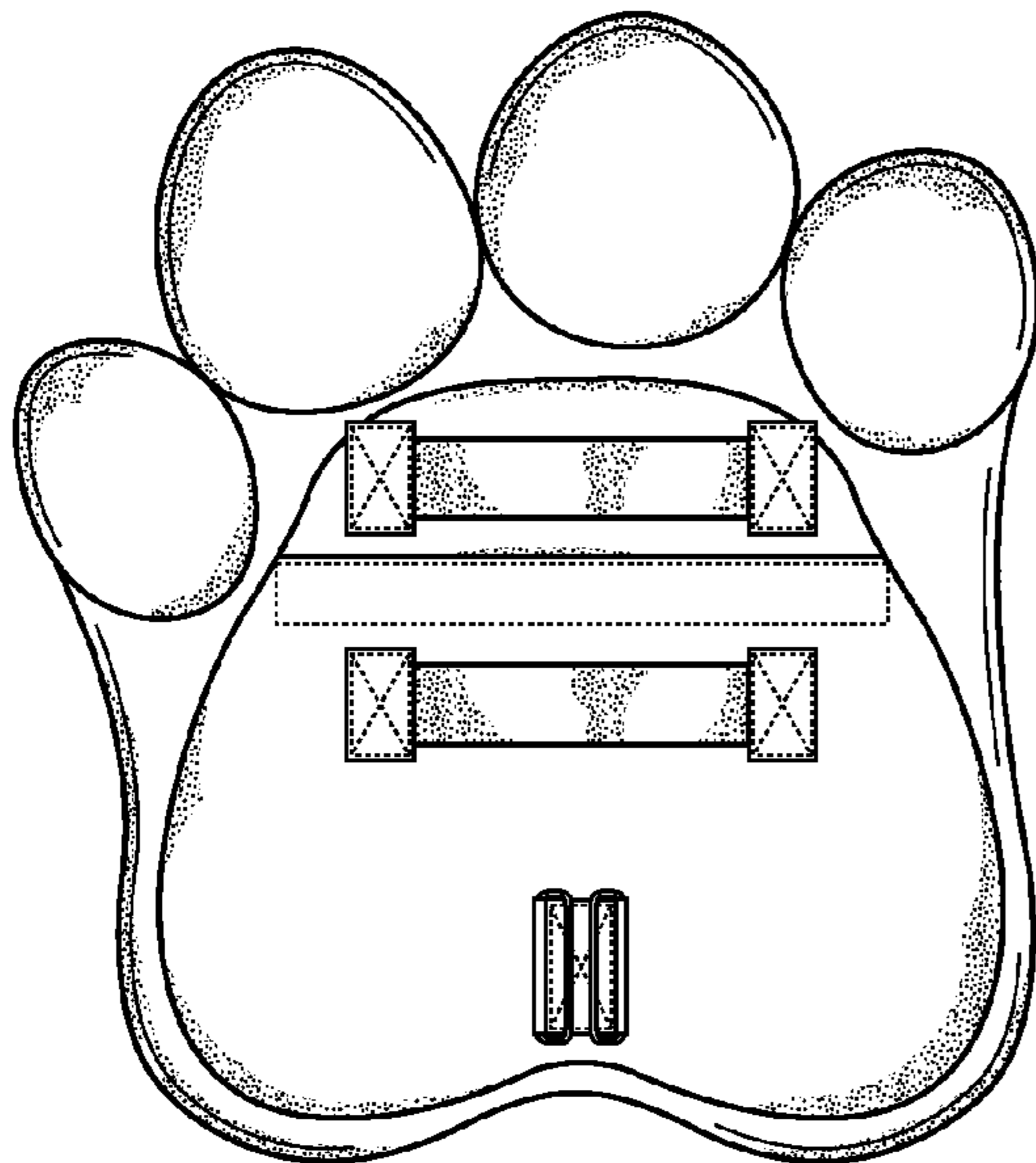


FIG. 7




FIG. 8