



US00D617059S

(12) **United States Design Patent**  
**Akrey**

(10) **Patent No.:** **US D617,059 S**  
(45) **Date of Patent:** **\*\* Jun. 1, 2010**

(54) **ANCHOR FOR A PET RESTRAINT**

(76) Inventor: **Francis Gregory Akrey**, 3563 Old Conejo Rd., Newbury Park, CA (US) 91320

(\*\*) Term: **14 Years**

(21) Appl. No.: **29/345,773**

(22) Filed: **Oct. 22, 2009**

(51) **LOC (9) Cl.** ..... **30-09**

(52) **U.S. Cl.** ..... **D30/154**

(58) **Field of Classification Search** ..... D30/154, D30/199, 160, 151, 153; D6/608, 609, 613, D6/614, 603, 583, 588-591, 597, 598, 611, D6/601; 119/174, 850, 650, 621, 600, 602, 119/707-712, 786-788, 791, 780, 782, 769-771, 119/795, 856; D29/118; D24/207, 208, D24/200, 206; D7/388; 5/417; 219/759, 219/730, 528, 529; 426/241; 99/DIG. 14; D5/62; 607/96, 108-111, 104; 52/155, 166, 52/157, 162, 163; D28/79, 73, 76-78, 83; D3/216, 223, 271.1, 234-236, 238, 248, 205, D3/295, 301, 703.6, 203.1, 294; D11/81, D11/103; D9/600, 629; 220/4.26, 4.27; 132/286, 287, 293-307, 314-318; 206/581, 206/823, 37, 315.1, 6.1; D21/385

See application file for complete search history.

(56) **References Cited**

**U.S. PATENT DOCUMENTS**

D33,215 S \* 9/1900 Van Pelt ..... D24/207  
754,329 A \* 3/1904 Milliken ..... 5/722  
D91,840 S \* 3/1934 Proctor ..... D24/207  
2,296,207 A \* 9/1942 Kittinger ..... 604/307  
D137,051 S \* 1/1944 Hughes ..... D6/611  
D140,199 S \* 1/1945 Woodruff ..... D24/207  
D167,743 S \* 9/1952 Dorfman ..... D24/207  
D258,532 S \* 3/1981 Wagner ..... D24/189  
D277,918 S \* 3/1985 Berns et al. .... D30/158  
D282,036 S \* 1/1986 Ritchie et al. .... D6/601  
D290,918 S \* 7/1987 Ball et al. .... D6/603

D292,446 S \* 10/1987 Gilbert ..... D3/238  
4,763,604 A \* 8/1988 Meekins ..... 119/28.5  
D312,515 S \* 11/1990 Hall ..... D30/160  
D314,116 S \* 1/1991 Reed ..... D6/601  
D316,464 S \* 4/1991 Kelley ..... D30/118  
5,023,970 A \* 6/1991 Tesch ..... 5/502  
D338,797 S \* 8/1993 Huls ..... D6/601  
D365,241 S \* 12/1995 Braden et al. .... D6/601  
D371,929 S \* 7/1996 Nilsson ..... D6/603  
5,544,377 A \* 8/1996 Gostine ..... 5/630  
D384,985 S \* 10/1997 Cronic ..... D21/440  
5,718,010 A \* 2/1998 Beier ..... 5/636  
D401,761 S \* 12/1998 Sandmann et al. .... D3/238  
D407,185 S \* 3/1999 Marcks ..... D1/106  
5,989,604 A \* 11/1999 Wolf et al. .... 426/103  
D422,761 S \* 4/2000 Zalevsky ..... D30/160  
D434,936 S \* 12/2000 May ..... D6/601  
D436,179 S \* 1/2001 Small ..... D24/206

(Continued)

*Primary Examiner*—Susan Moon Lee

(74) *Attorney, Agent, or Firm*—Kelly Lowry & Kelley LLP

(57)

**CLAIM**

The ornamental design for an anchor for a pet restraint, as shown.

**DESCRIPTION**

FIG. 1 is a perspective view of an anchor for a pet restraint embodying my new design wherein an animal and leash are shown in phantom and form no part of the claimed design;

FIG. 2 is a top, front and right-side perspective view of the anchor for a pet restraint;

FIG. 3 is a front elevational view thereof;

FIG. 4 is a rear elevational view thereof;

FIG. 5 is a right-side elevational view thereof;

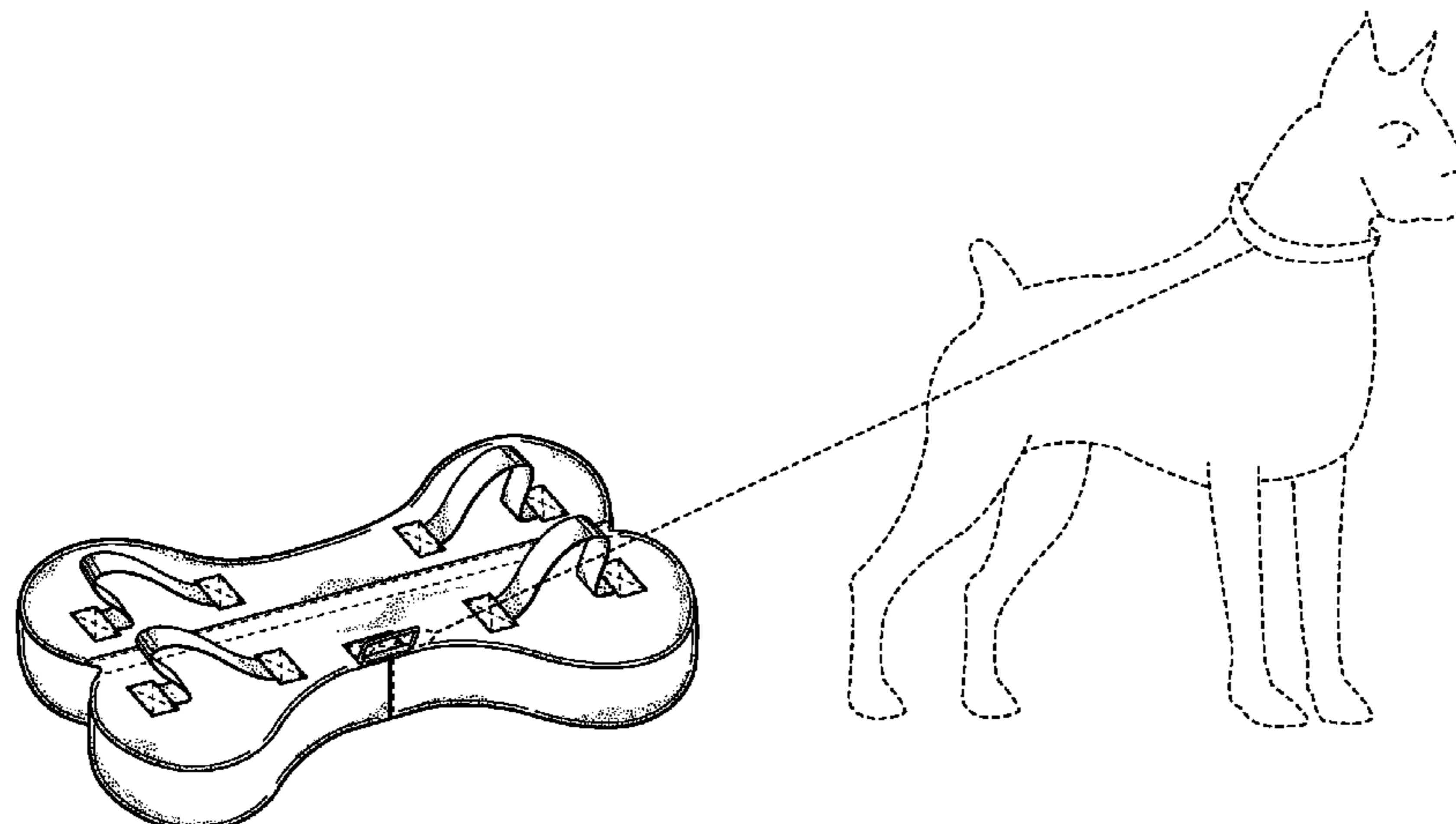
FIG. 6 is a left-side elevational view thereof;

FIG. 7 is a top plan view thereof; and,

FIG. 8 is a bottom plan view thereof.

The broken line portions are not claimed.

**1 Claim, 2 Drawing Sheets**



# US D617,059 S

Page 2

---

## U.S. PATENT DOCUMENTS

D439,099 S *	3/2001	Erickson .....	D6/601	D487,823 S *	3/2004	Wang .....	D30/118
6,265,631 B1 *	7/2001	Angelillo et al. ....	604/358	6,810,541 B1 *	11/2004	Woods .....	5/420
D458,503 S *	6/2002	Norman .....	D6/611	D511,213 S *	11/2005	Hasegawa .....	D24/200
D476,808 S *	7/2003	Carr .....	D3/271.2	D523,591 S *	6/2006	Kreamer .....	D30/160
D479,564 S *	9/2003	Carr .....	D21/376	D527,273 S *	8/2006	Edwards .....	D9/600
D484,349 S *	12/2003	Fujita .....	D6/601	D571,060 S *	6/2008	Addeo .....	D30/158
D487,327 S *	3/2004	Andersen et al. ....	D1/199	D604,463 S *	11/2009	Pittman .....	D30/199
				D611,759 S *	3/2010	Kirk .....	D7/357

\* cited by examiner

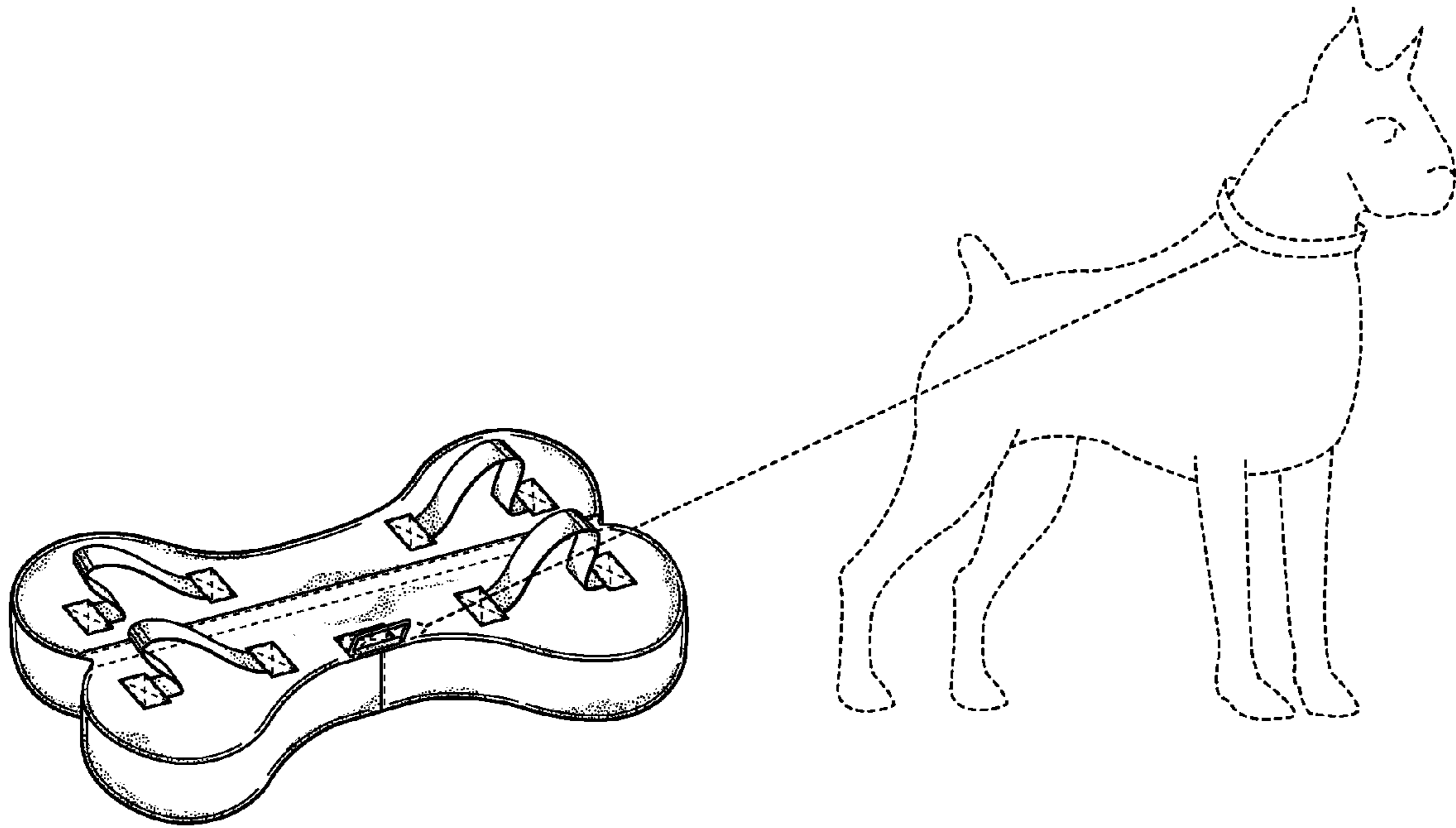


FIG. 1

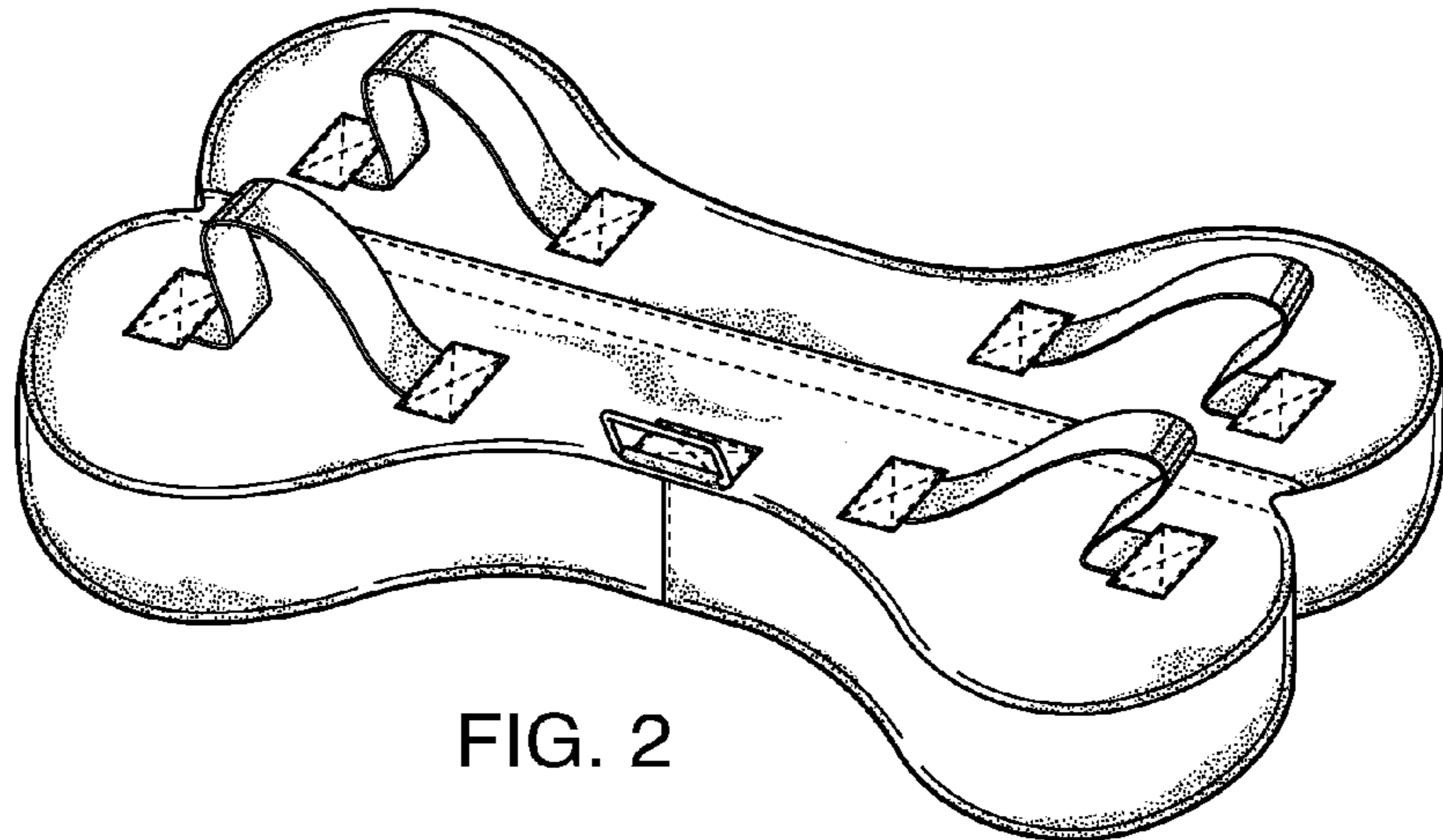


FIG. 2

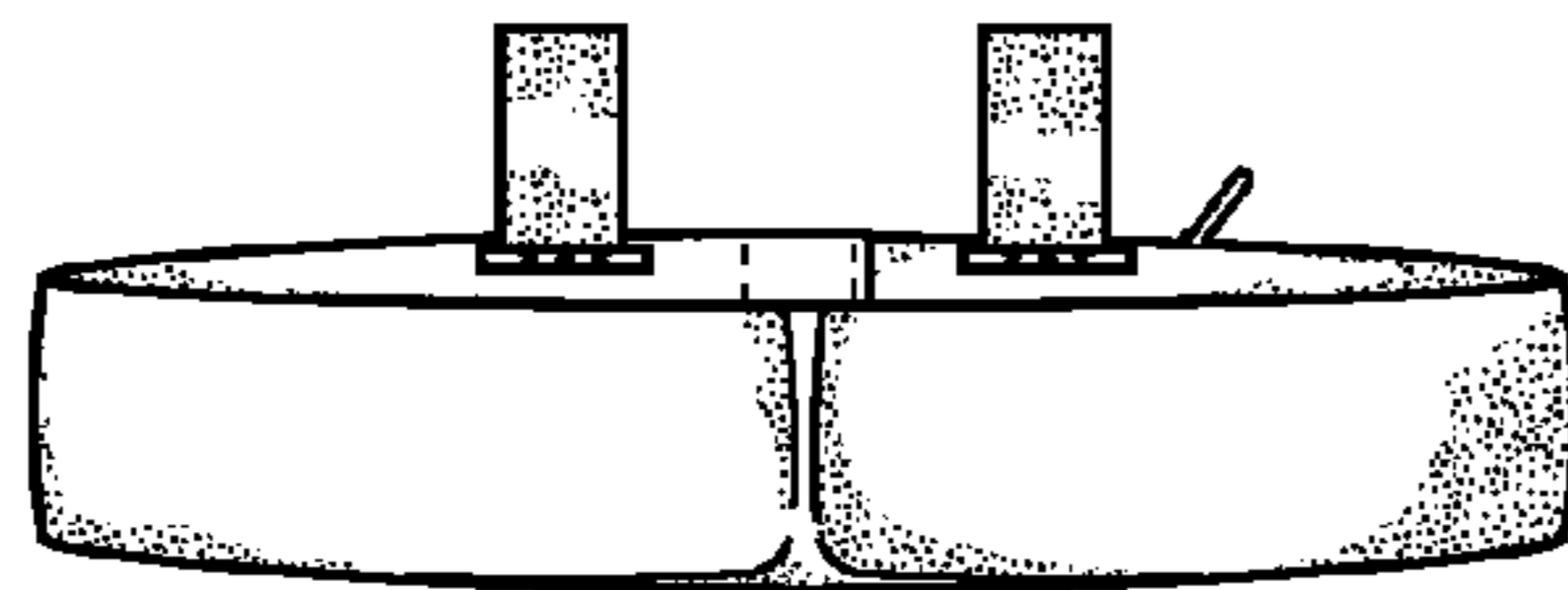


FIG. 3

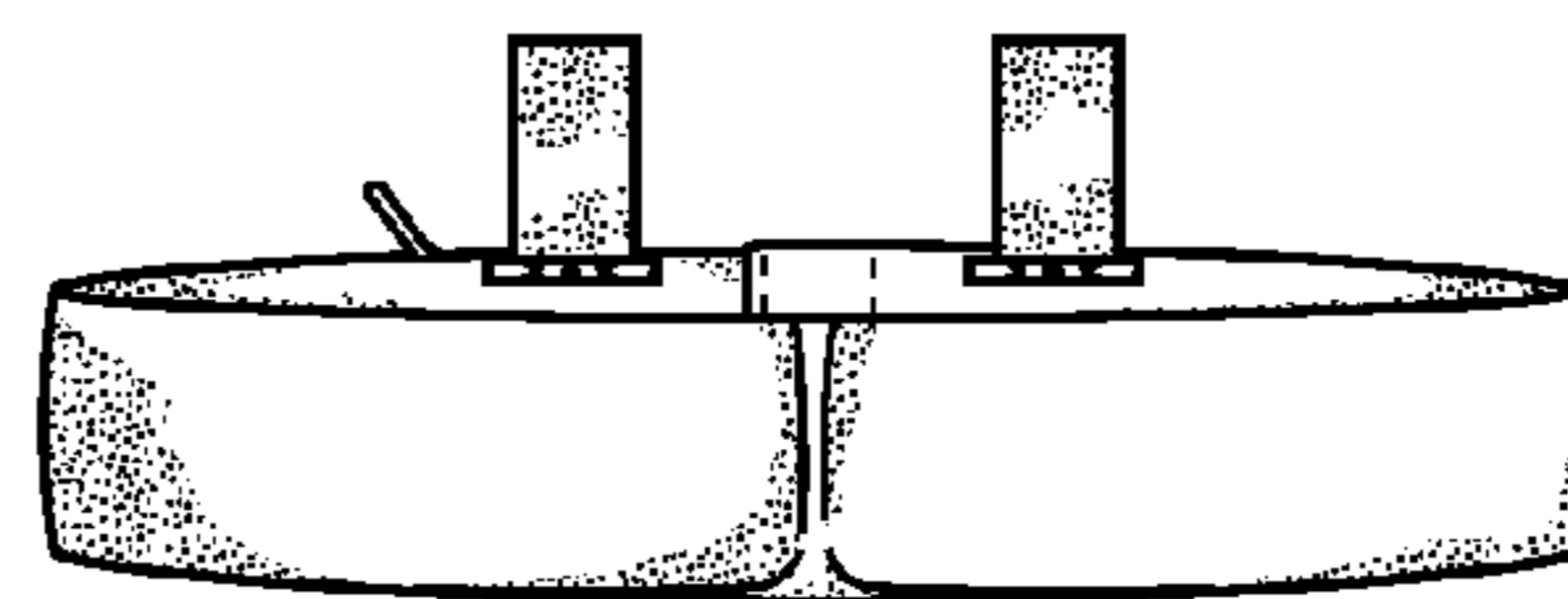


FIG. 4

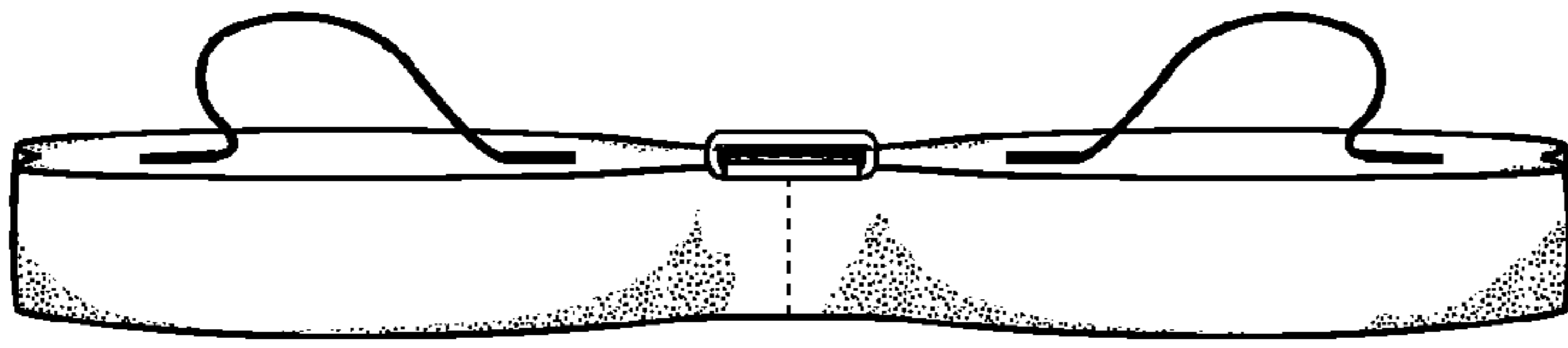


FIG. 5

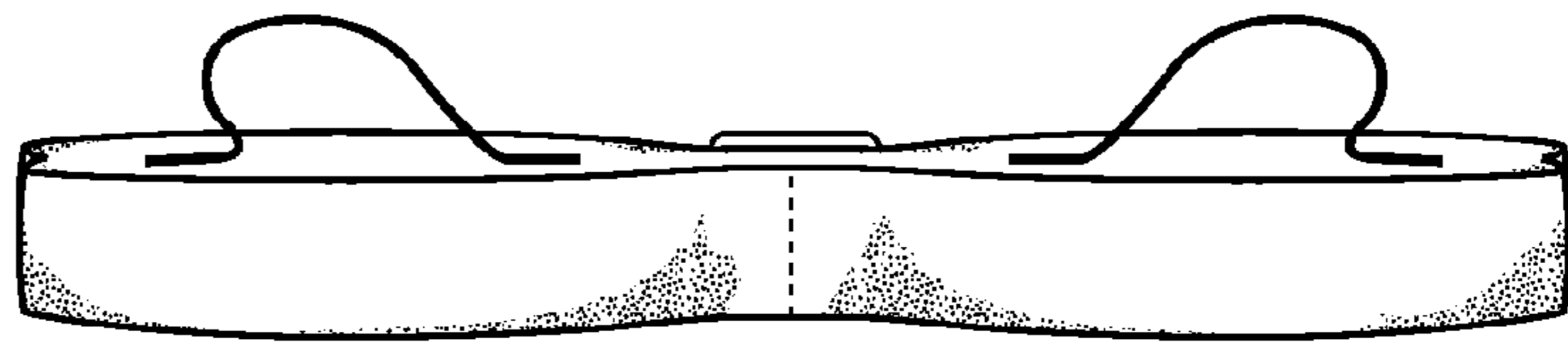


FIG. 6

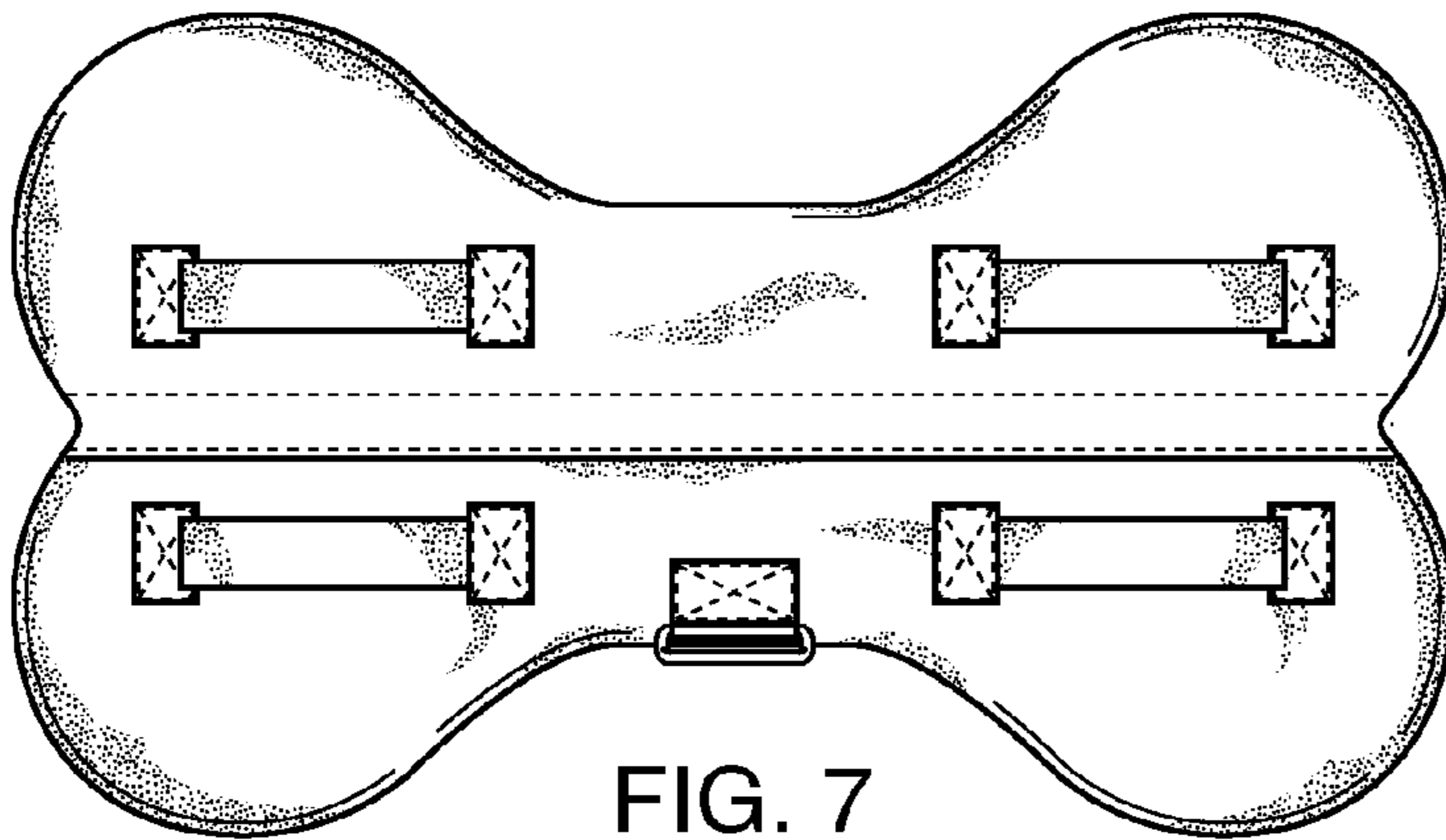


FIG. 7

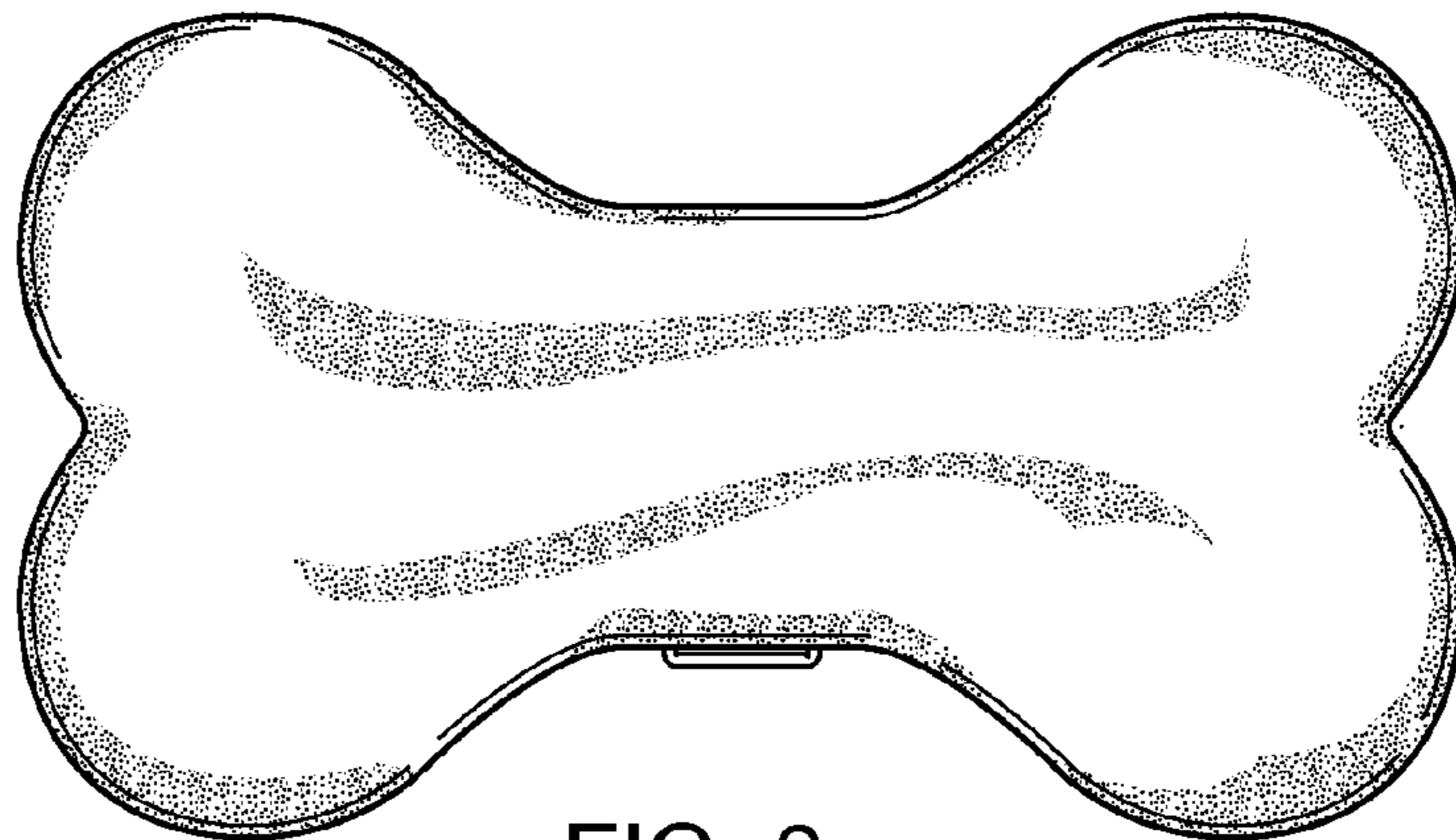


FIG. 8