



US00D617053S

(12) **United States Design Patent**
Carroll et al.

(10) **Patent No.:** **US D617,053 S**
(45) **Date of Patent:** **** Jun. 1, 2010**

(54) **PROTECTIVE GLOVE**

(75) Inventors: **Todd R. Carroll**, Guntersville, AL (US);
Lee Khommanyong, Rockwell City,
IA (US)

(73) Assignee: **Ansell Healthcare Products LLC**, Red
Bank, NJ (US)

(**) Term: **14 Years**

(21) Appl. No.: **29/343,201**

(22) Filed: **Sep. 9, 2009**

(51) **LOC (9) Cl.** **02-06**

(52) **U.S. Cl.** **D29/113**

(58) **Field of Classification Search** D2/610,
D2/612, 614–623; D29/113, 116.2, 117.1–119,
D29/120.1, 123; 2/16, 159, 161.1–161.8,
2/162, 198, 170, 455, 908, 917; D24/190;
D28/63; D32/40, 42, 43, 41; D21/807; D3/215,
D3/224, 226, 218; 224/219, 222, 267, 237;
40/586, 633; 15/104, 94, 107, 227; D4/134;
D20/33

See application file for complete search history.

(56) **References Cited**

U.S. PATENT DOCUMENTS

3,251,067 A * 5/1966 Shmikler 2/169
5,802,615 A * 9/1998 Wenk 2/161.2
6,052,827 A * 4/2000 Widdemer 2/161.1
6,990,689 B1 * 1/2006 Thellmann 2/161.1
D528,264 S * 9/2006 Mattesky D2/619
D561,947 S 2/2008 Hong
D584,026 S * 1/2009 Kleinert D2/617

D595,459 S * 6/2009 Atherton D29/116.2
D601,777 S * 10/2009 Rolfe D2/617
D604,027 S * 11/2009 Kleinert D2/617

* cited by examiner

Primary Examiner—Raphael Barkai

Assistant Examiner—Randall H Gholson

(74) *Attorney, Agent, or Firm*—Diehl Servilla LLC; Jeffrey I.
Blankman

(57) **CLAIM**

The ornamental design for a protective glove, substantially as
shown and described.

DESCRIPTION

FIG. 1 is a front view of a glove embodying the new design;
FIG. 2 is a back view of a glove embodying the new design;
FIG. 3 is a right view of a glove embodying the new design;
FIG. 4 is a left view of a glove embodying the new design;
FIG. 5 is a top view of a glove embodying the new design;
and,

FIG. 6 is a bottom view of a glove embodying the new design.

All figures illustrate right hand protective glove designs of the
present invention, it is to be understood that the invention
includes left hand protective glove designs which would be
illustrated as mirror images of any or all of the views shown
in FIGS. 1–6.

The broken lines shown on the drawings is included for the
purpose of illustrating conventional stitching and forms no
part of the claimed design.

1 Claim, 5 Drawing Sheets

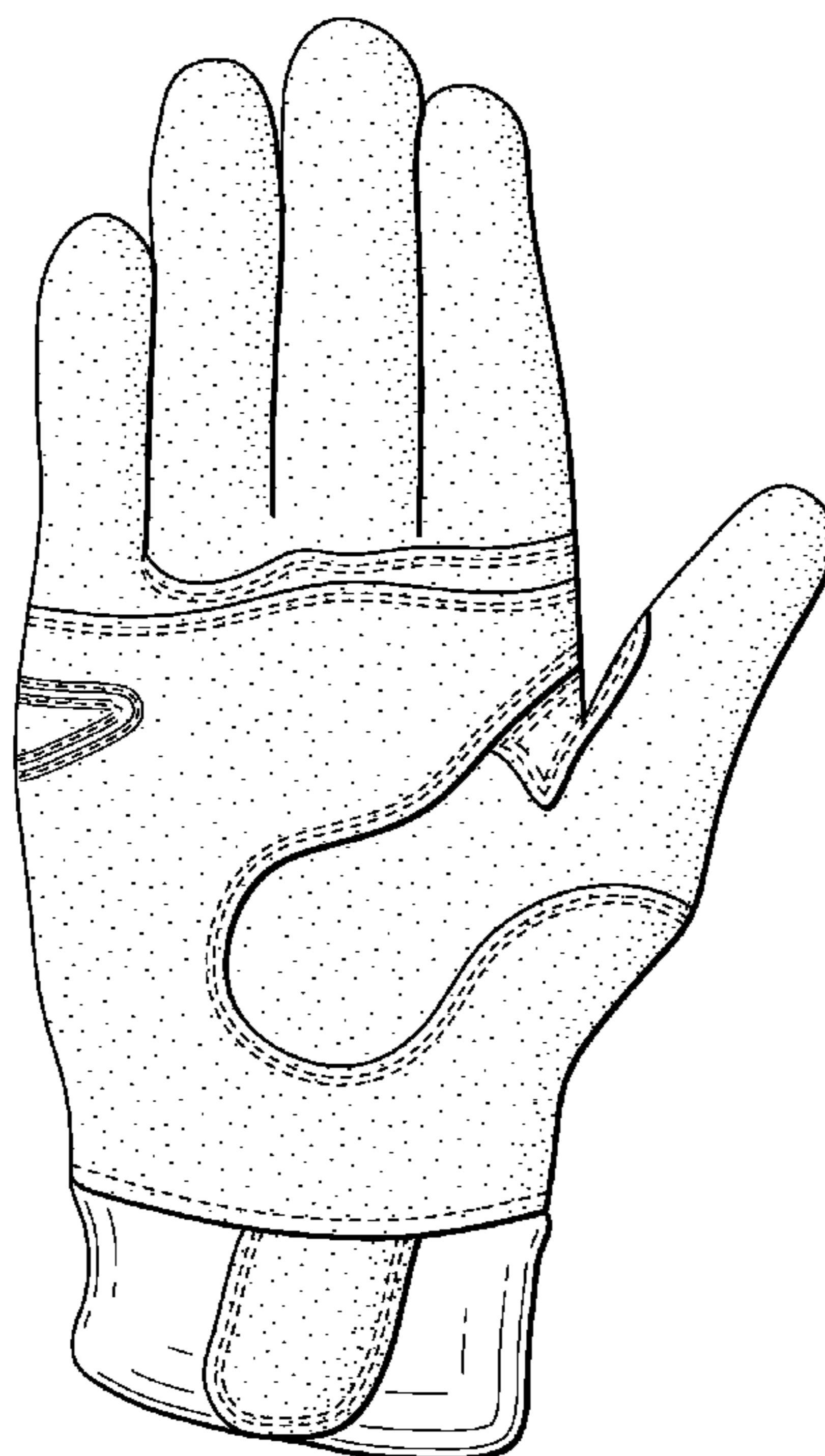


FIG. 1

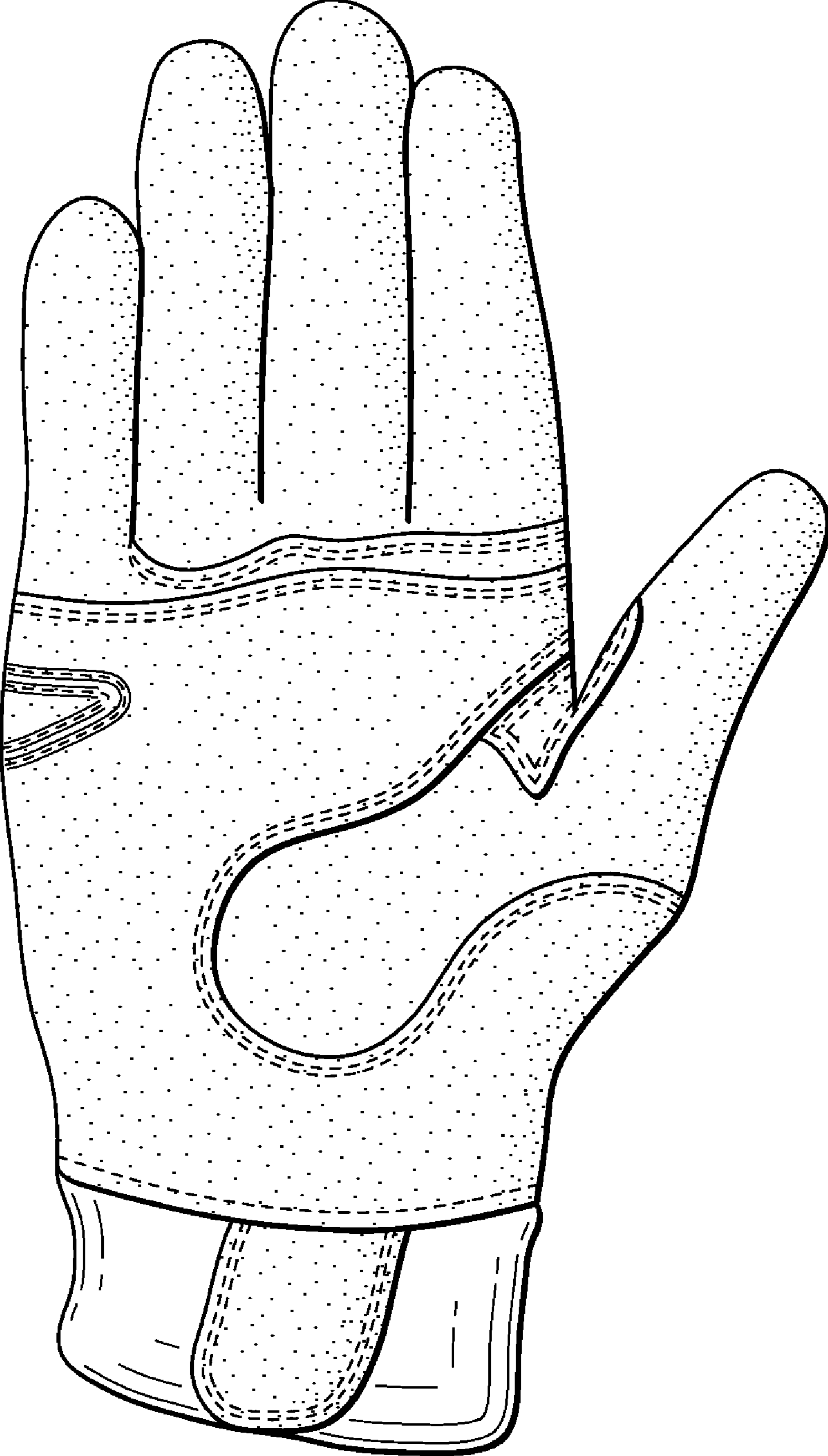


FIG. 2

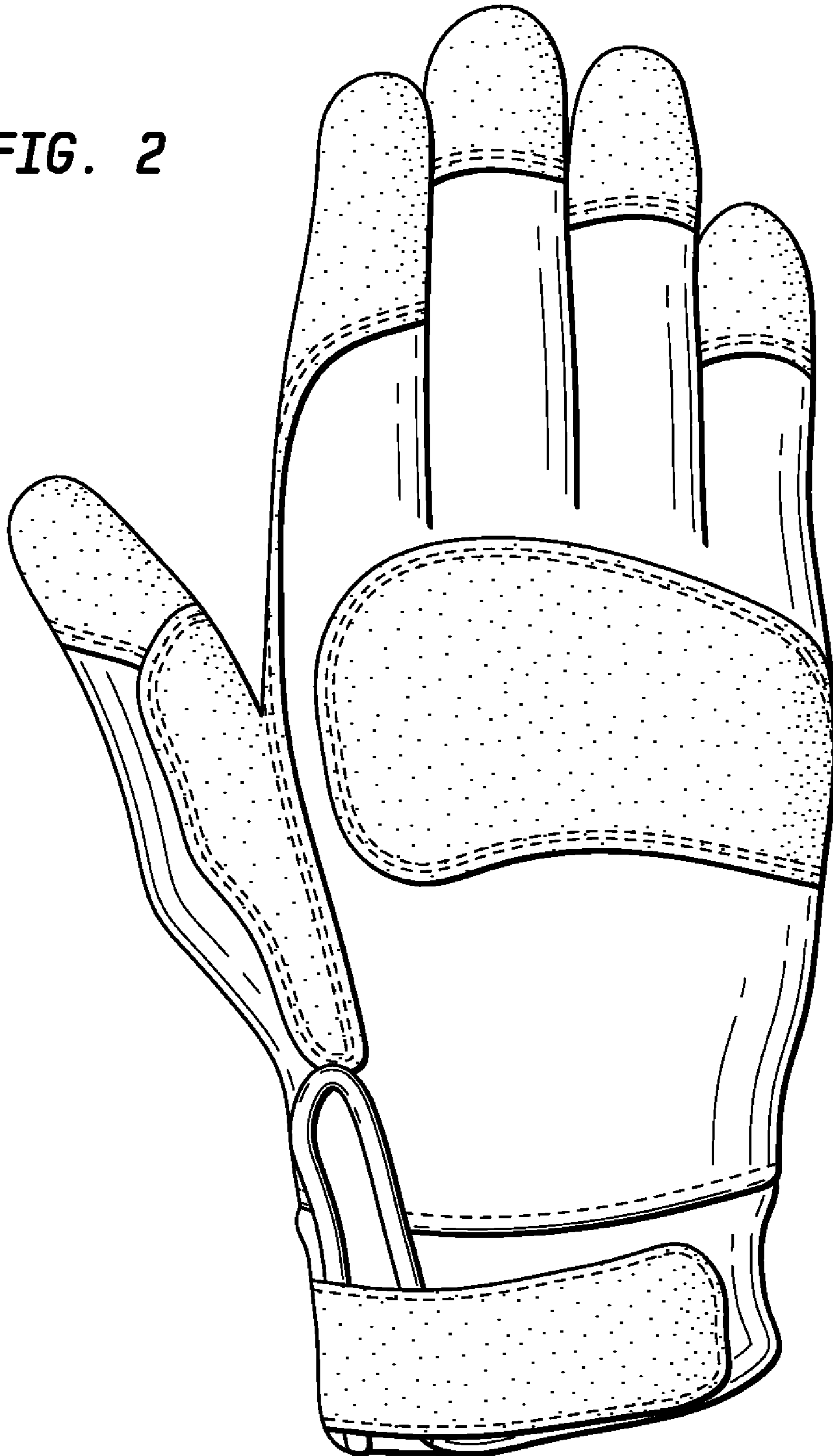
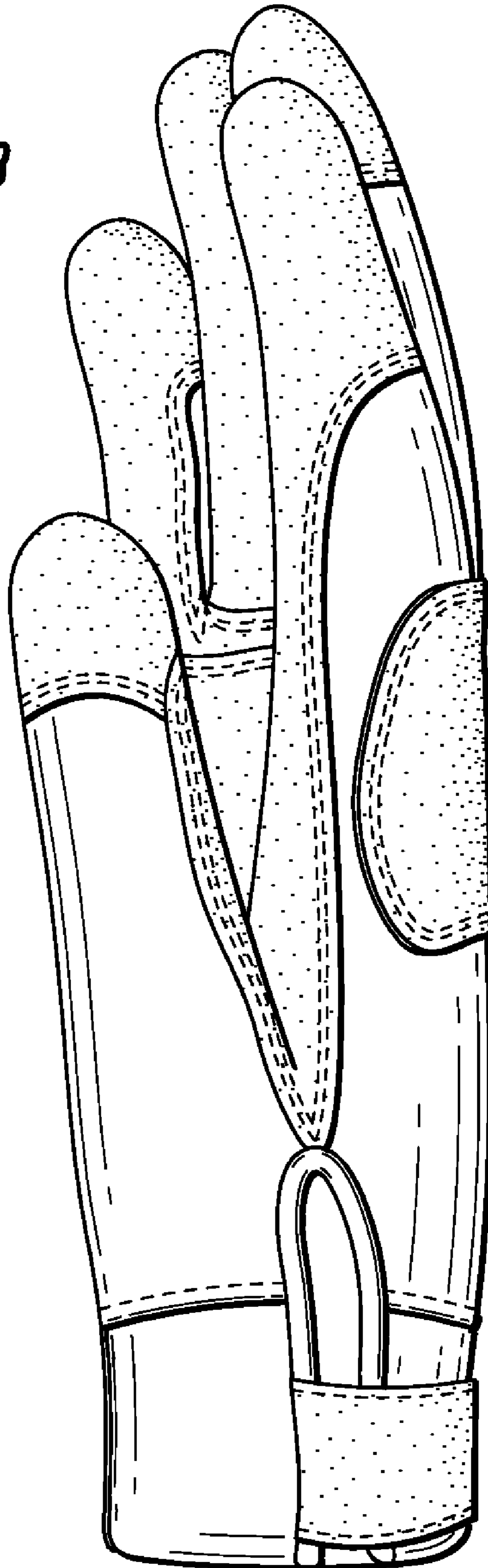


FIG. 3



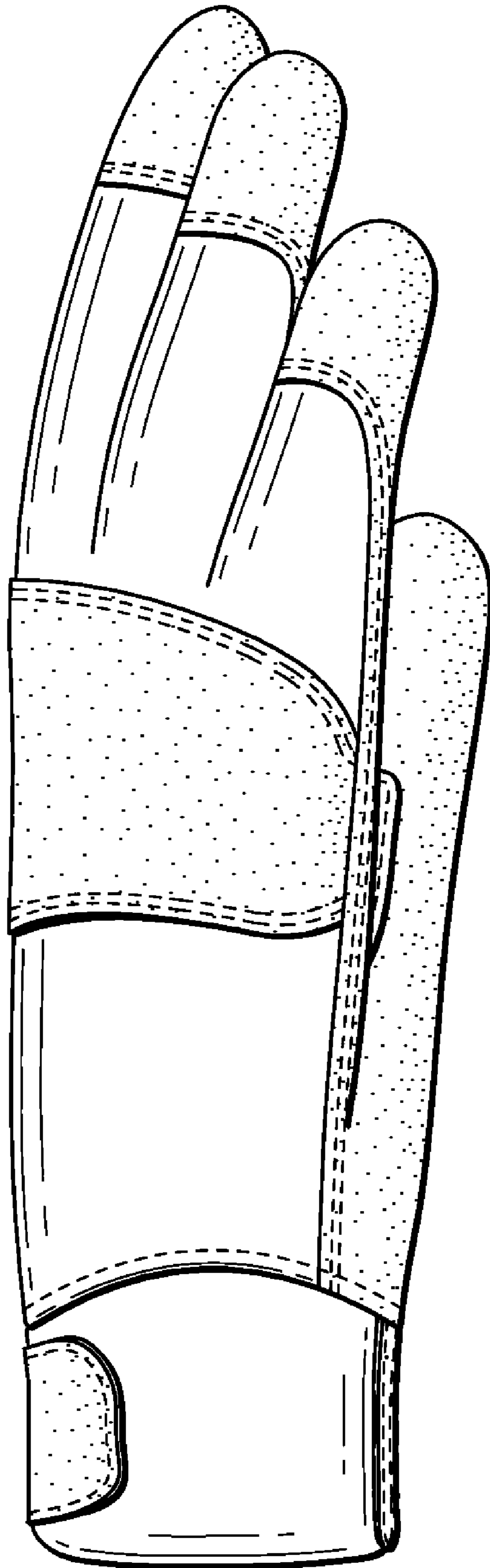


FIG. 4

FIG. 5

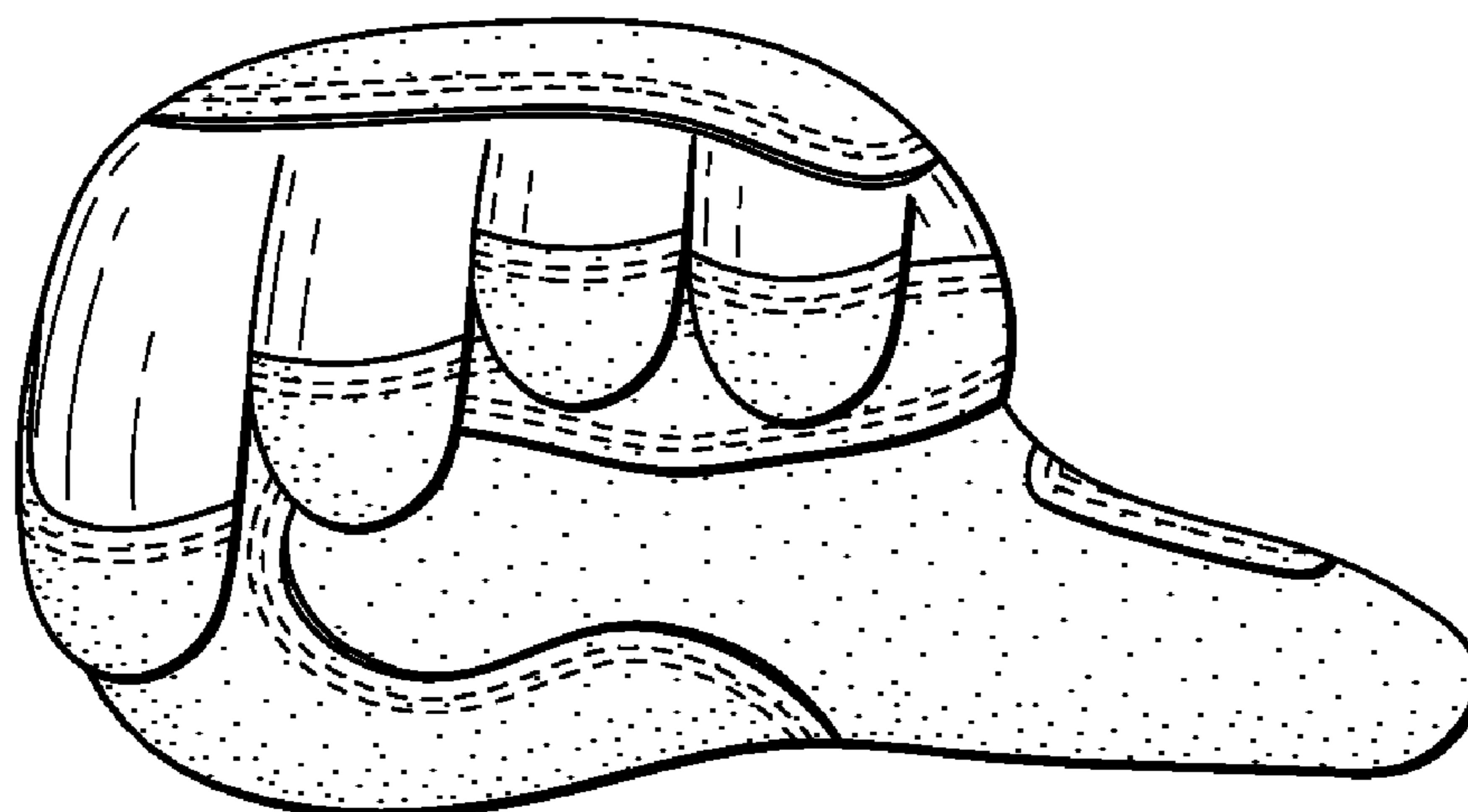


FIG. 6

