



US00D617050S

(12) **United States Design Patent**
Lou

(10) **Patent No.:** **US D617,050 S**
(45) **Date of Patent:** **** Jun. 1, 2010**

(54) **MASCARA CONTAINER**

2009/0007928 A1* 1/2009 Kress et al. 132/218
2009/0007929 A1 1/2009 Kress

(75) Inventor: **Kun-Lan Lou**, Changhua County (TW)

FOREIGN PATENT DOCUMENTS

(73) Assignee: **Jia Hsing Enterprise Co., Ltd.**,
Changhua County (TW)

WO 2006090343 A1 8/2006
WO 2006132459 A1 12/2006
WO 2007094552 A1 8/2007

(**) Term: **14 Years**

OTHER PUBLICATIONS

(21) Appl. No.: **29/345,456**

Unknown, New Pulse Perfection by Define-A-Lash Vibrating Mascara, Maybelline, New York, available at <http://www.maybelline.com/Product/Eye/Mascara/Pulse-Perfection-Define-A-Line.htm>, printed on Aug. 3, 2009, USA.

(22) Filed: **Oct. 15, 2009**

(51) **LOC (9) Cl.** **28-03**

(52) **U.S. Cl.** **D28/76**

(58) **Field of Classification Search** D28/76-77,
D28/85-90; D9/503-504; 401/126-130,
401/202; 132/218, 317

* cited by examiner

Primary Examiner—Jennifer Rivard
(74) *Attorney, Agent, or Firm*—Senniger Powers LLP

See application file for complete search history.

(57) **CLAIM**

(56) **References Cited**

The ornamental design for a mascara container, as shown and described.

U.S. PATENT DOCUMENTS

DESCRIPTION

4,632,136	A	12/1986	Kingsford	
5,970,990	A *	10/1999	Dunton et al.	132/218
6,309,125	B1 *	10/2001	Peters	401/127
6,565,276	B1	5/2003	Diaz	
7,465,114	B2	12/2008	Kress et al.	
7,481,592	B2	1/2009	Gueret	
2006/0032512	A1	2/2006	Kress et al.	
2006/0090343	A1	5/2006	Riley et al.	
2007/0186948	A1	8/2007	Kim et al.	
2007/0297844	A1 *	12/2007	Gutberlet	401/126
2008/0210254	A1 *	9/2008	Jeong et al.	132/218
2008/0236608	A1 *	10/2008	Tranchant et al.	132/218
2008/0276955	A1 *	11/2008	Neuner et al.	132/218
2009/0000636	A1	1/2009	Marotta et al.	

FIG. 1 is a perspective of a mascara container of the present invention;

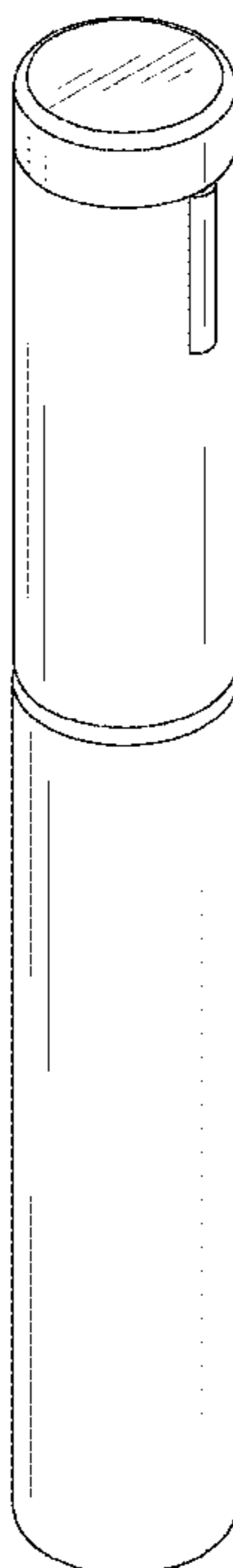
FIG. 2 is a front elevation of the mascara container, the rear elevation being identical thereto;

FIG. 3 is a right side elevation of the mascara container, the left side elevation being identical thereto;

FIG. 4 is a top plan of the mascara container; and,

FIG. 5 is a bottom plan of the mascara container.

1 Claim, 5 Drawing Sheets



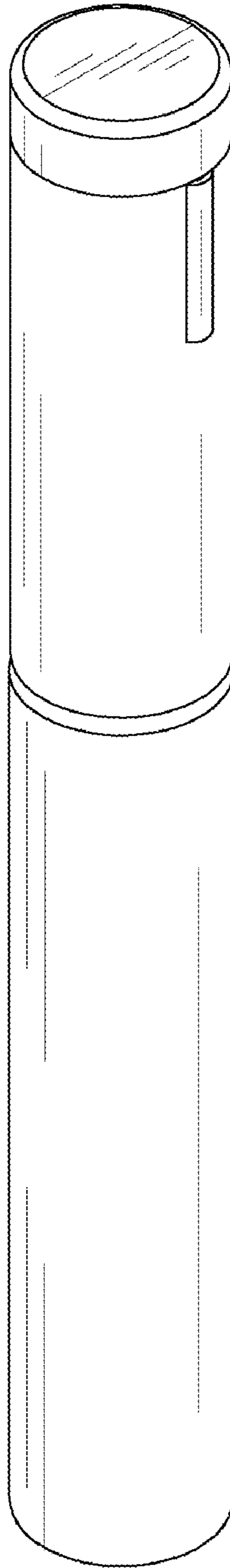


FIG. 1

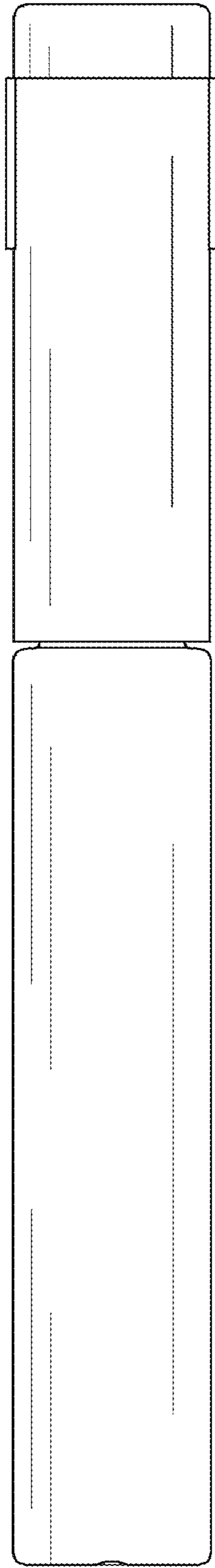


FIG. 2




FIG. 3

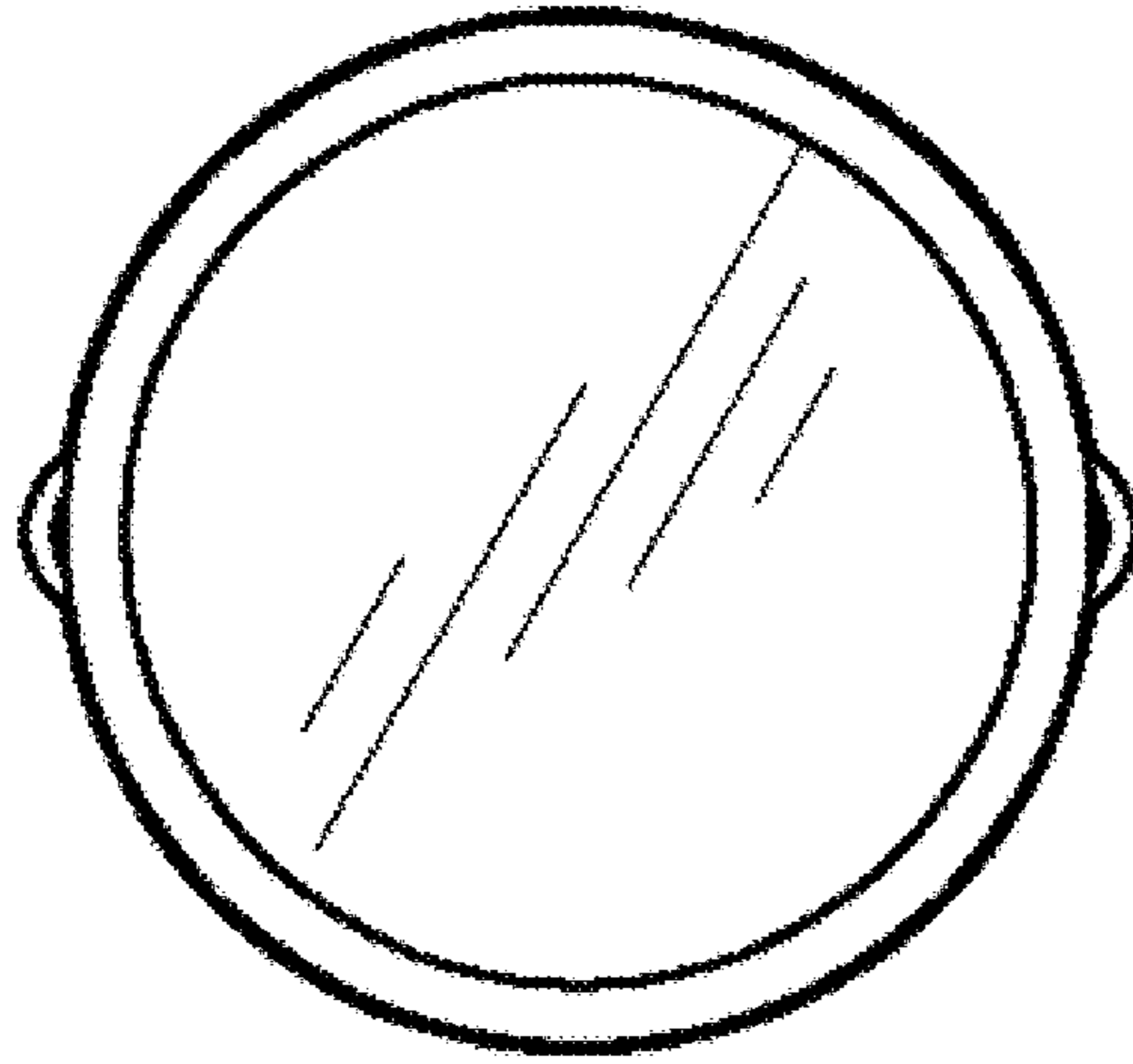


FIG. 4

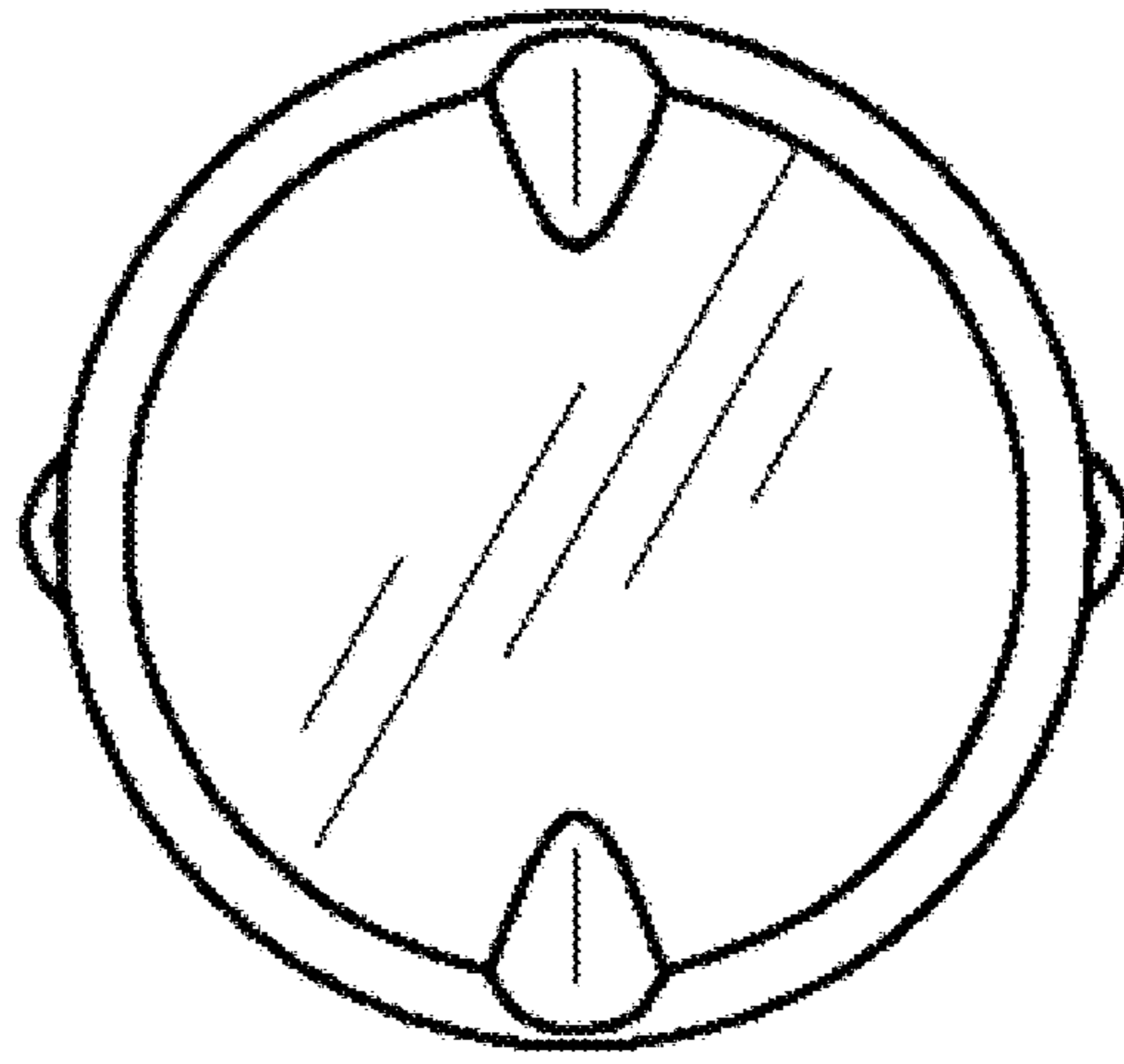


FIG. 5