



US00D617044S

(12) **United States Design Patent**
Glen

(10) **Patent No.:** **US D617,044 S**
(45) **Date of Patent:** **** Jun. 1, 2010**

(54) **COSMETIC PRODUCT**

(75) Inventor: **Marilyn Ann Glen**, Baltimore, MD (US)

(73) Assignee: **The Procter & Gamble Company**,
Cincinnati, OH (US)

(**) Term: **14 Years**

(21) Appl. No.: **29/329,598**

(22) Filed: **Dec. 18, 2008**

(51) **LOC (9) Cl.** **28-02**

(52) **U.S. Cl.** **D28/4; D28/82**

(58) **Field of Classification Search** D28/4,
D28/8.1, 8.2, 76, 77, 78, 79, 82; 510/523,
510/221-224, 147; 424/63, 401, 489; 206/581,
206/823; 132/286, 293, 294, 298, 303, 314,
132/315

See application file for complete search history.

(56) **References Cited**

U.S. PATENT DOCUMENTS

D124,321 S * 12/1940 McIntosh D28/82
3,552,980 A 1/1971 Cooper et al.
D313,347 S 1/1991 Fiore

(Continued)

FOREIGN PATENT DOCUMENTS

WO WO 2004/105708 A1 12/2004

OTHER PUBLICATIONS

Ultra Swirl Lip Gloss.

Primary Examiner—Jennifer Rivard

(74) *Attorney, Agent, or Firm*—Megan C. Hymore; S. Robert
Chuey

(57) **CLAIM**

The ornamental design for a cosmetic product, as shown and described.

DESCRIPTION

FIG. 1 is a top perspective view of a cosmetic product, embodying the new design;

FIG. 2 is a bottom perspective view of the design shown in FIG. 1;

FIG. 3 is a front view of the design shown in FIG. 1;

FIG. 4 is a back view of the design shown in FIG. 1;

FIG. 5 is a right-side view of the design shown in FIG. 1;

FIG. 6 is a left-side view of the design shown in FIG. 1;

FIG. 7 is a top view of the design shown in FIG. 1; and

FIG. 8 is a bottom view of the design shown in FIG. 1.

FIG. 9 is a top perspective view of a second embodiment of a cosmetic product, embodying the new design;

FIG. 10 is a bottom perspective view of the design shown in FIG. 9;

FIG. 11 is a front view of the design shown in FIG. 9;

FIG. 12 is a back view of the design shown in FIG. 9;

FIG. 13 is a right-side view of the design shown in FIG. 9;

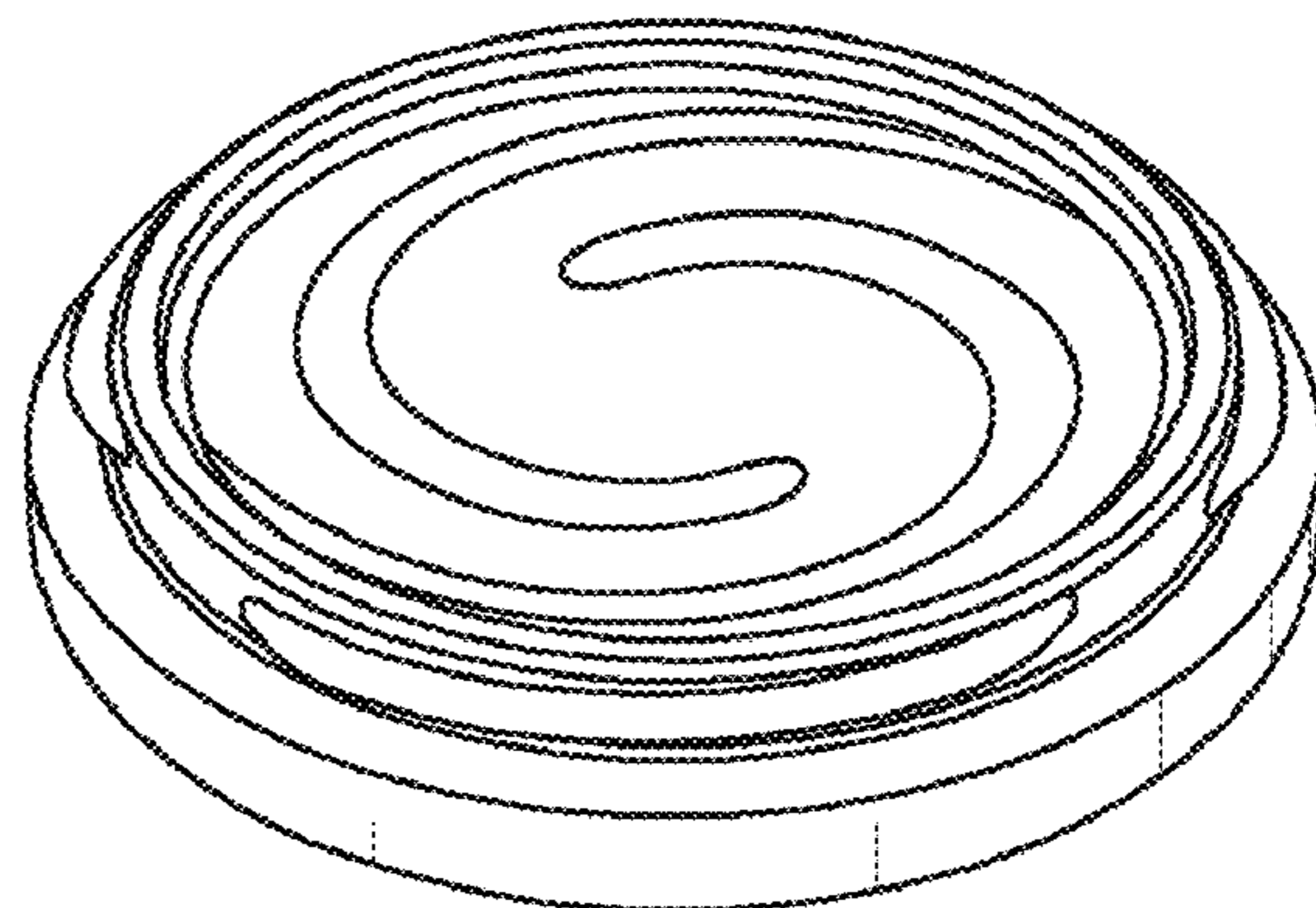
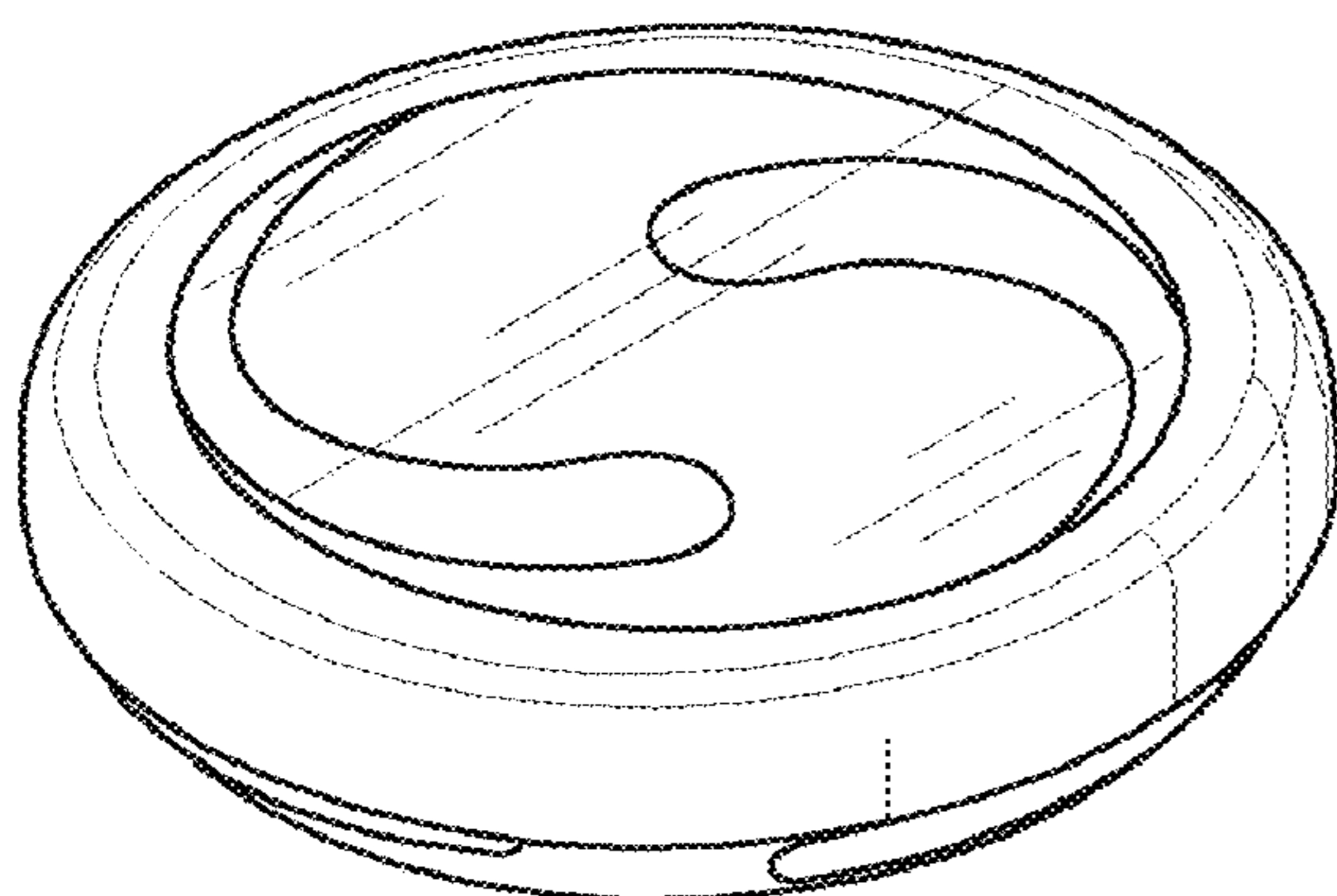
FIG. 14 is a left-side view of the design shown in FIG. 9;

FIG. 15 is a top view of the design shown in FIG. 9; and

FIG. 16 is a bottom view of the design shown in FIG. 9.

The broken lines shown in the figures are for illustrative purposes only and form no part of the claimed design.

1 Claim, 6 Drawing Sheets



US D617,044 S

Page 2

U.S. PATENT DOCUMENTS

D408,590 S *	4/1999	Litton	D28/82	7,047,983 B2	5/2006	Manougian et al.	
6,047,710 A *	4/2000	Irving et al.	132/293	D537,562 S	2/2007	Taniguchi et al.	
D427,415 S	7/2000	Dolphin		D537,563 S	2/2007	Taniguchi et al.	
D430,346 S	8/2000	Van der Hagen		D538,471 S	3/2007	Taniguchi et al.	
6,286,520 B1 *	9/2001	Lin	132/293	D547,491 S	7/2007	Taniguchi	
D452,587 S	12/2001	Look		D589,208 S *	3/2009	Taniguchi et al.	D28/4
D452,588 S	12/2001	Look		D592,956 S *	5/2009	Thiellier	D28/82
D470,973 S	2/2003	Jackel-Marken		2003/0217761 A1	11/2003	Maelstaf	
D516,744 S	3/2006	Jackel-Marken		2006/0008485 A1	1/2006	Ferone et al.	
D519,240 S	4/2006	Jackel-Marken		2007/0060666 A1 *	3/2007	Taniguchi et al.	523/105
D521,187 S	5/2006	Jackel-Marken		2008/0305132 A1 *	12/2008	Karol	424/401
D522,174 S	5/2006	Jackel-Marken		2009/0272399 A1 *	11/2009	Kim	132/293

* cited by examiner

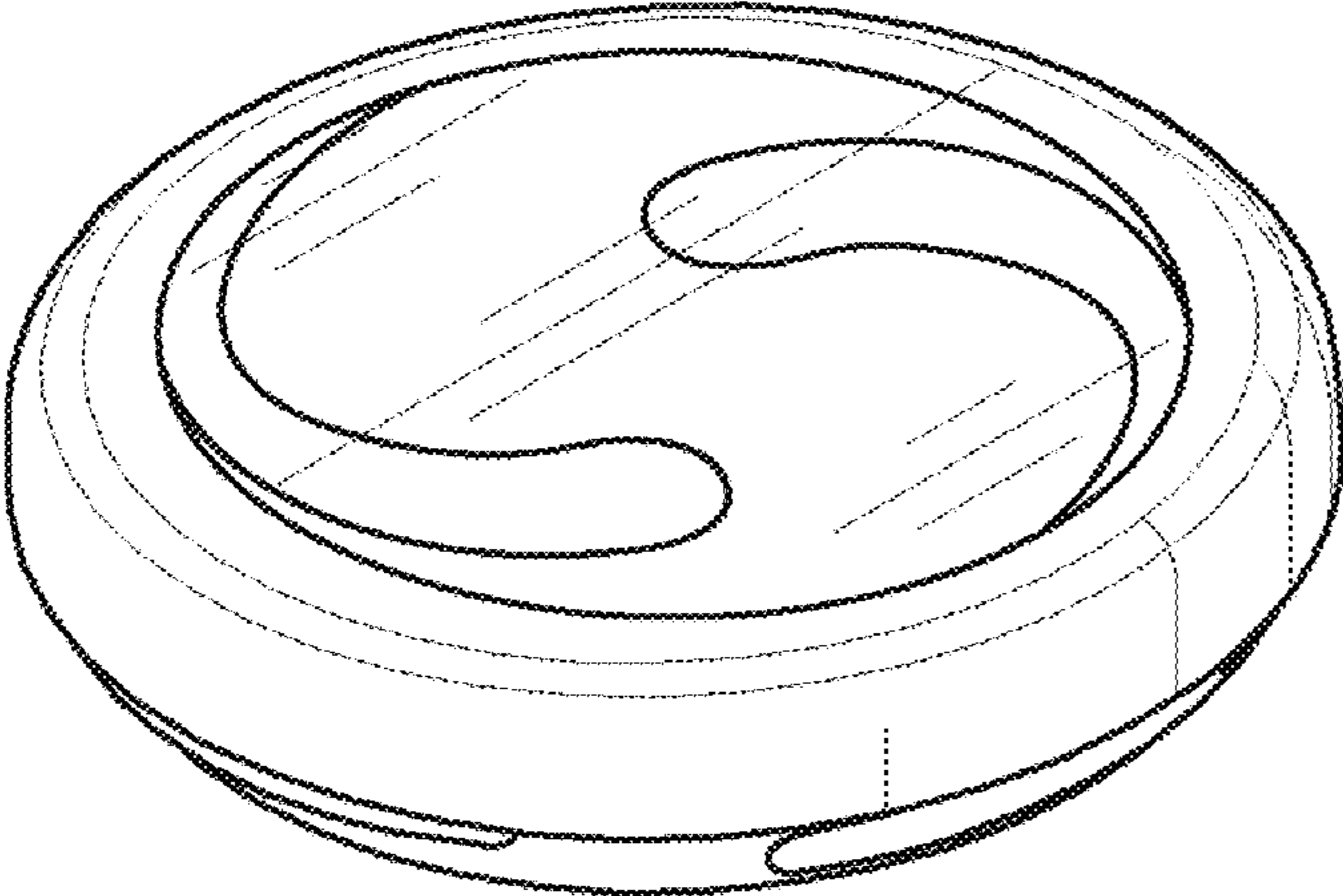


Fig. 1

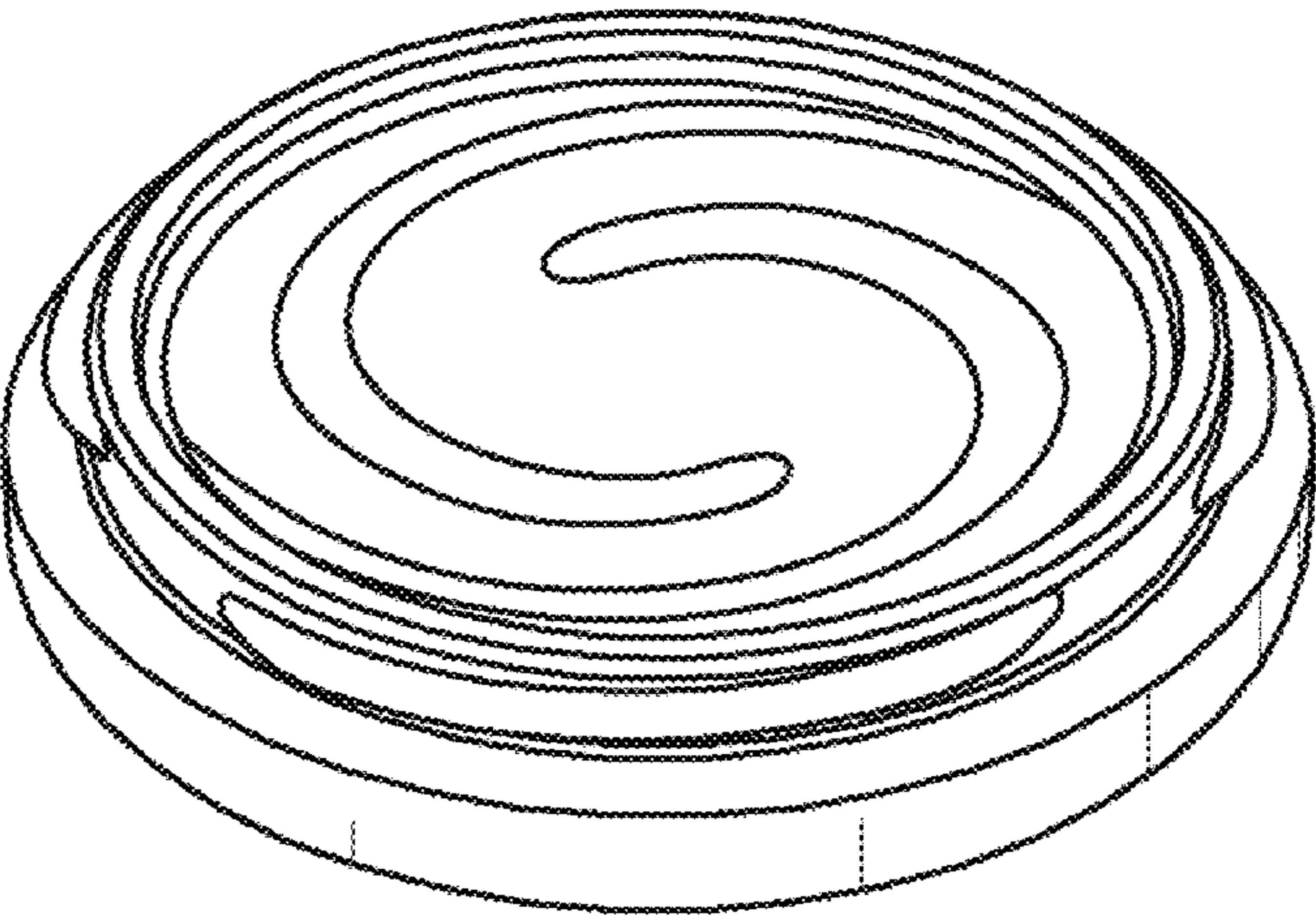


Fig. 2

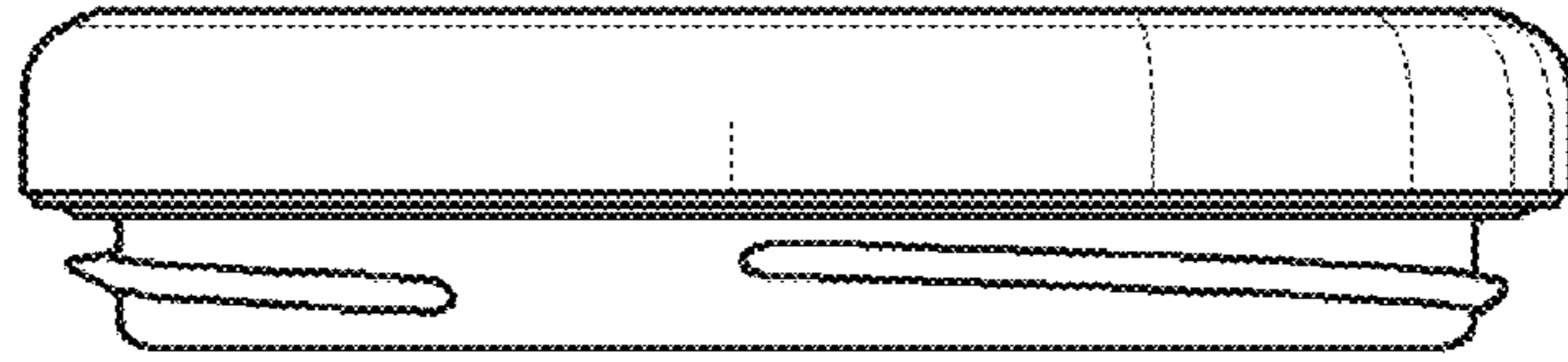


Fig. 3




Fig. 4

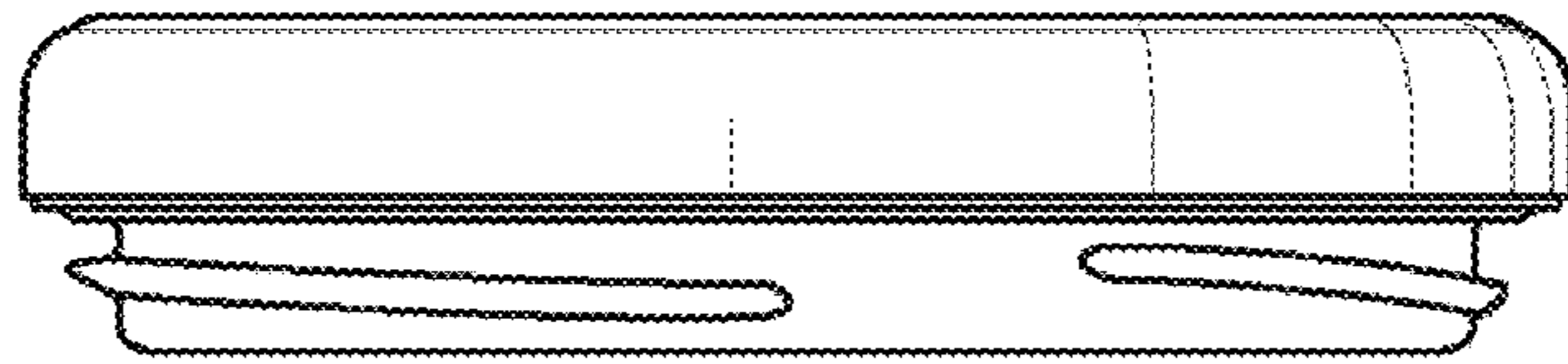


Fig. 5




Fig. 6




Fig. 7




Fig. 8

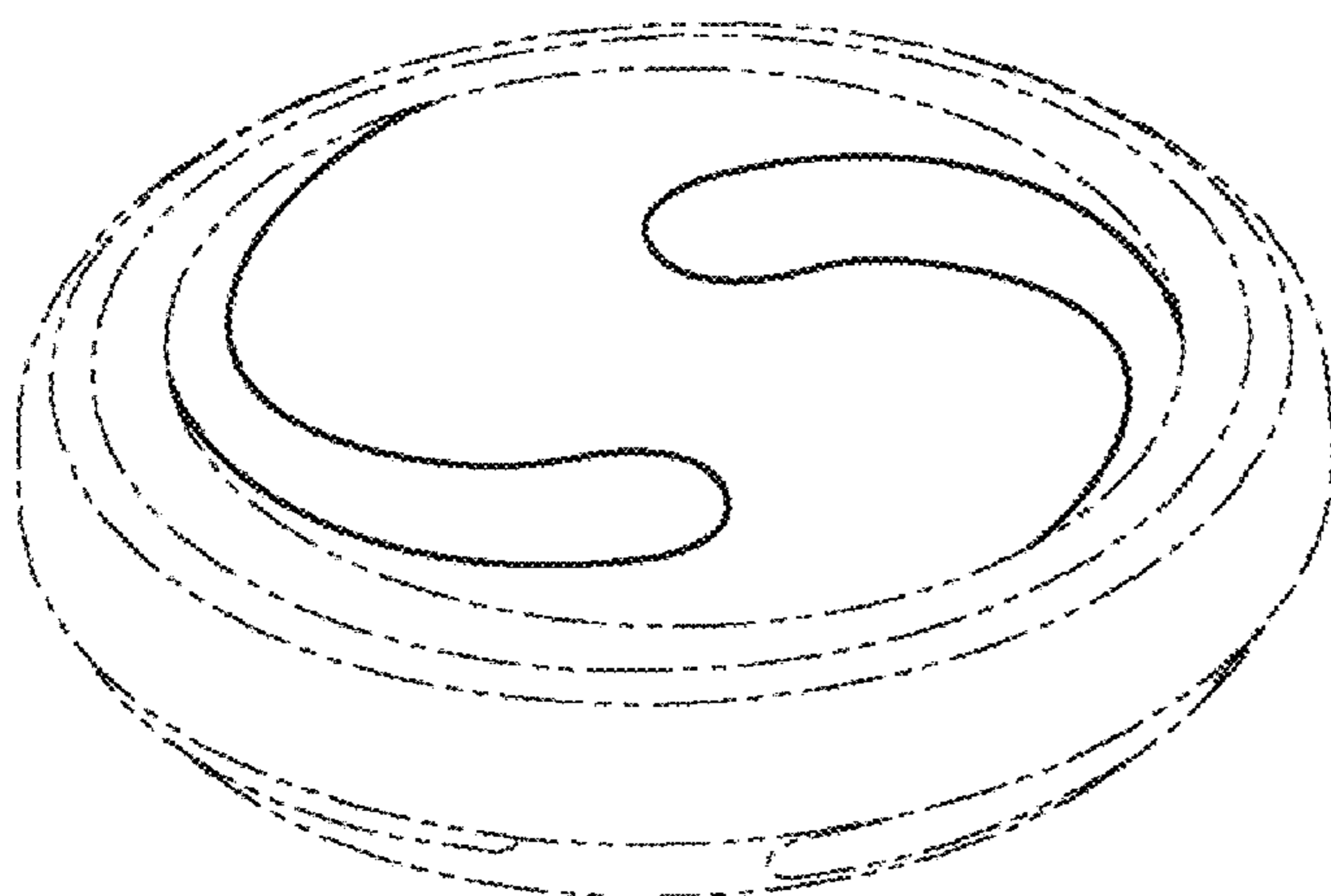


Fig. 9

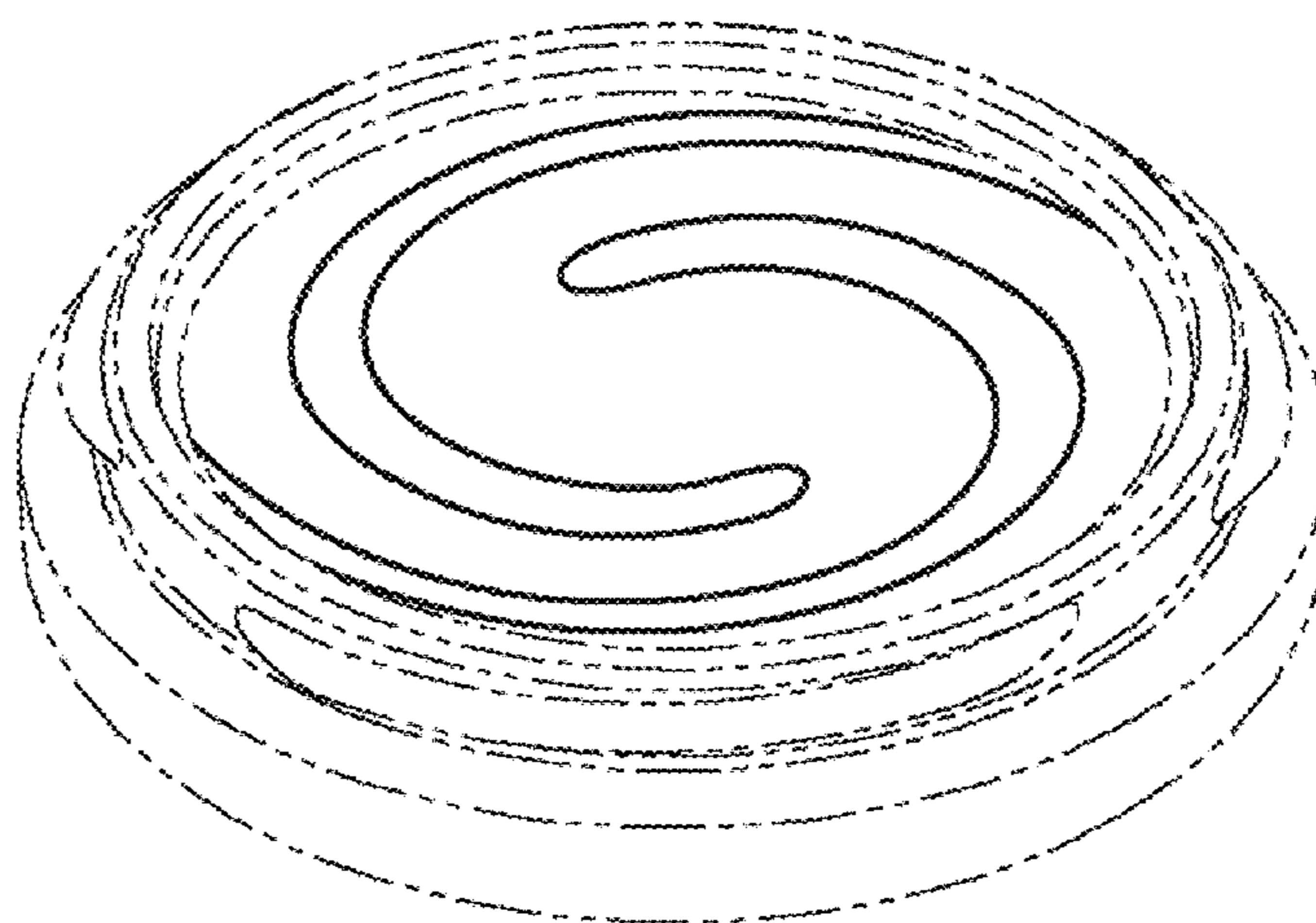


Fig. 10




Fig. 11




Fig. 12




Fig. 13




Fig. 14




Fig. 15




Fig. 16