



US00D617042S

(12) **United States Design Patent**
Wong

(10) **Patent No.:** **US D617,042 S**
(45) **Date of Patent:** **** Jun. 1, 2010**

(54) **LIGHTER**

(76) Inventor: **Ming King Wong**, 12/F, North Point Industrial Building, 499 King's Road, North Point (HK)

(**) Term: **14 Years**

(21) Appl. No.: **29/314,094**

(22) Filed: **Mar. 4, 2009**

(51) **LOC (9) Cl.** **27-02**

(52) **U.S. Cl.** **D27/139; D27/141; D27/154**

(58) **Field of Classification Search** D27/139, D27/141, 144, 147, 153, 154-160; 431/129-153, 431/253-257, 273-277

See application file for complete search history.

(56) **References Cited**

U.S. PATENT DOCUMENTS

2,608,081	A *	8/1952	Morgan et al.	431/254
2,618,953	A *	11/1952	Florman	431/276
2,664,008	A *	12/1953	Gessmann	D27/155
3,450,143	A *	6/1969	Tamarin	431/153
3,547,566	A *	12/1970	Tamarin	431/254
D239,777	S *	5/1976	Goto	D27/160
4,207,032	A *	6/1980	Collaud et al.	431/276

5,308,240	A *	5/1994	Lowenthal	431/131
D397,498	S *	8/1998	Segawa	D27/154
D397,501	S *	8/1998	Segawa	D27/157
D536,480	S *	2/2007	Park	D27/143
D551,799	S *	9/2007	Smith	D27/155

* cited by examiner

Primary Examiner—Dominic Simone

(74) *Attorney, Agent, or Firm*—Raymond Y. Chan; David and Raymond Patent Firm

(57) **CLAIM**

The ornamental design for a lighter, as shown and described.

DESCRIPTION

FIG. 1 is a perspective view of lighter showing my new design.

FIG. 2 is a front view thereof.

FIG. 3 is a rear view thereof.

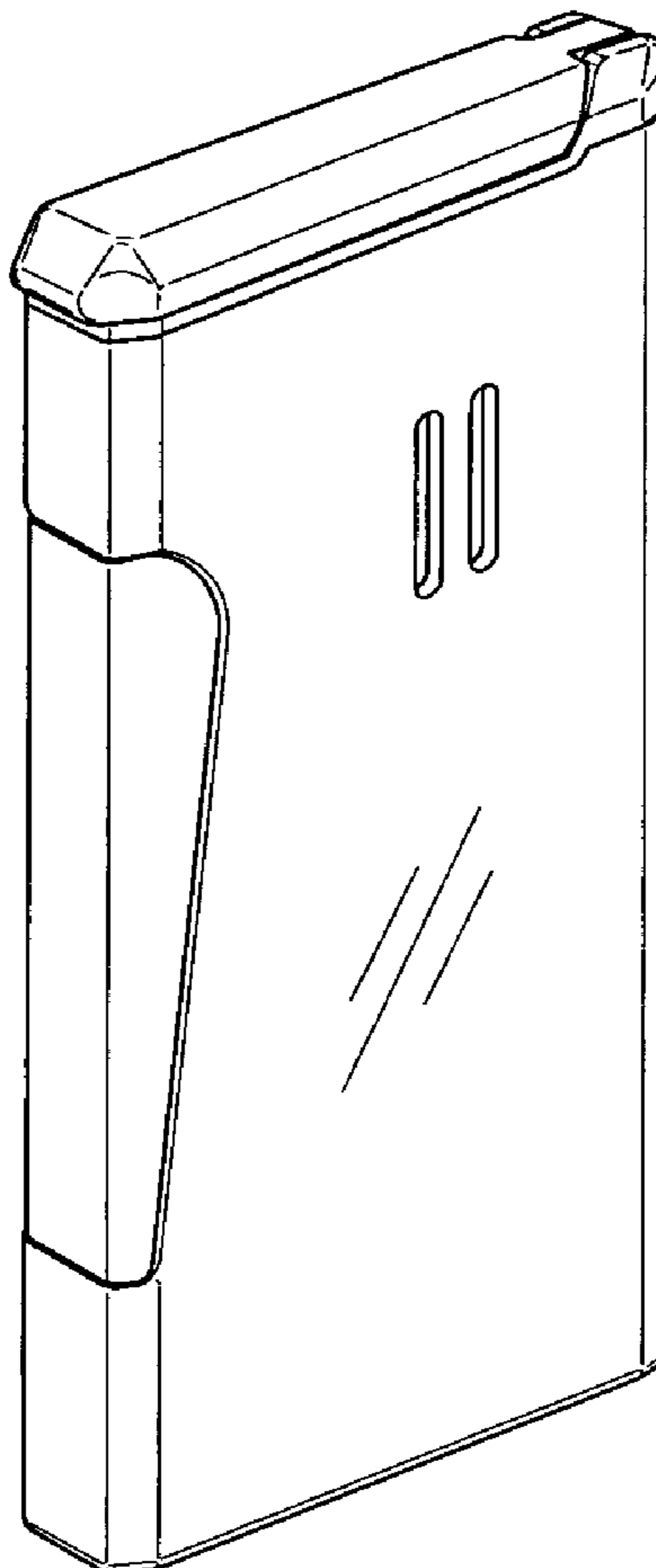
FIG. 4 is a right end view thereof.

FIG. 5 is a left end view thereof.

FIG. 6 is a top view thereof; and,

FIG. 7 is a bottom view thereof.

1 Claim, 3 Drawing Sheets



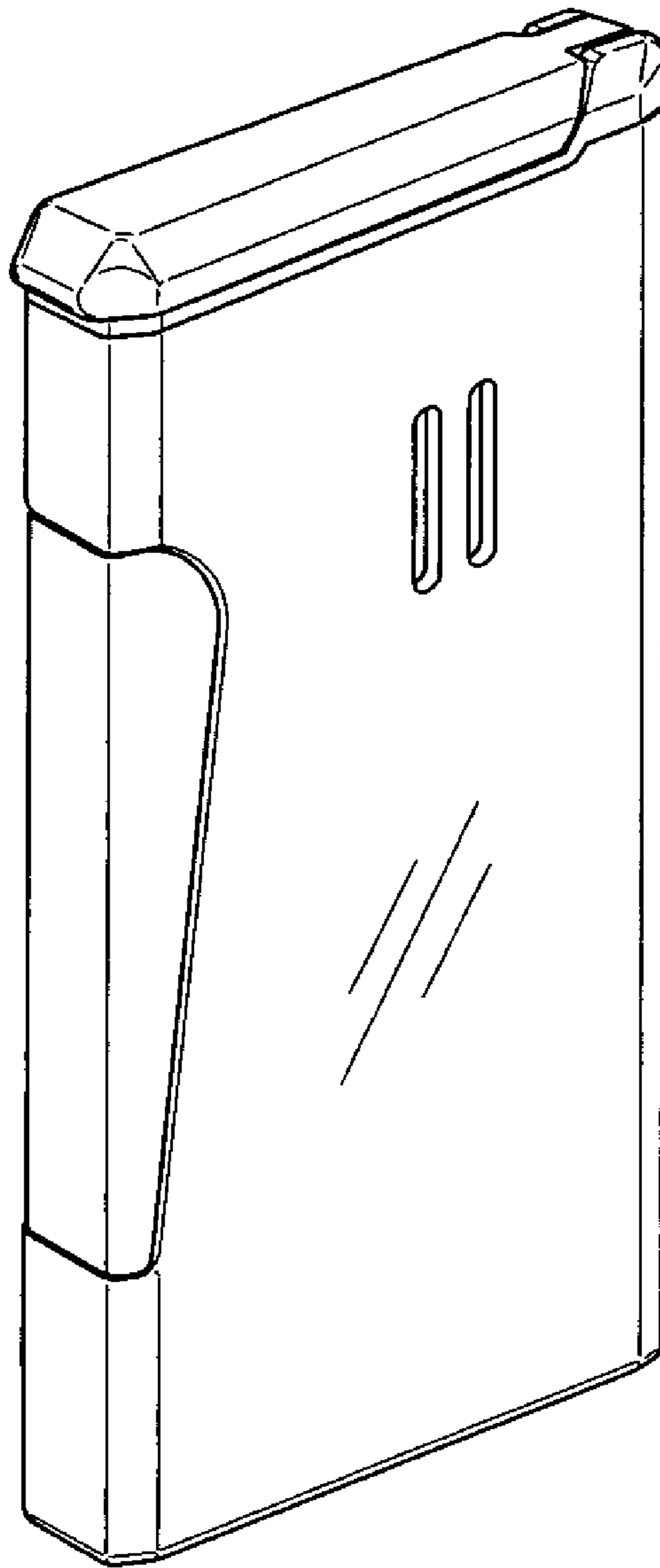


FIG. 1

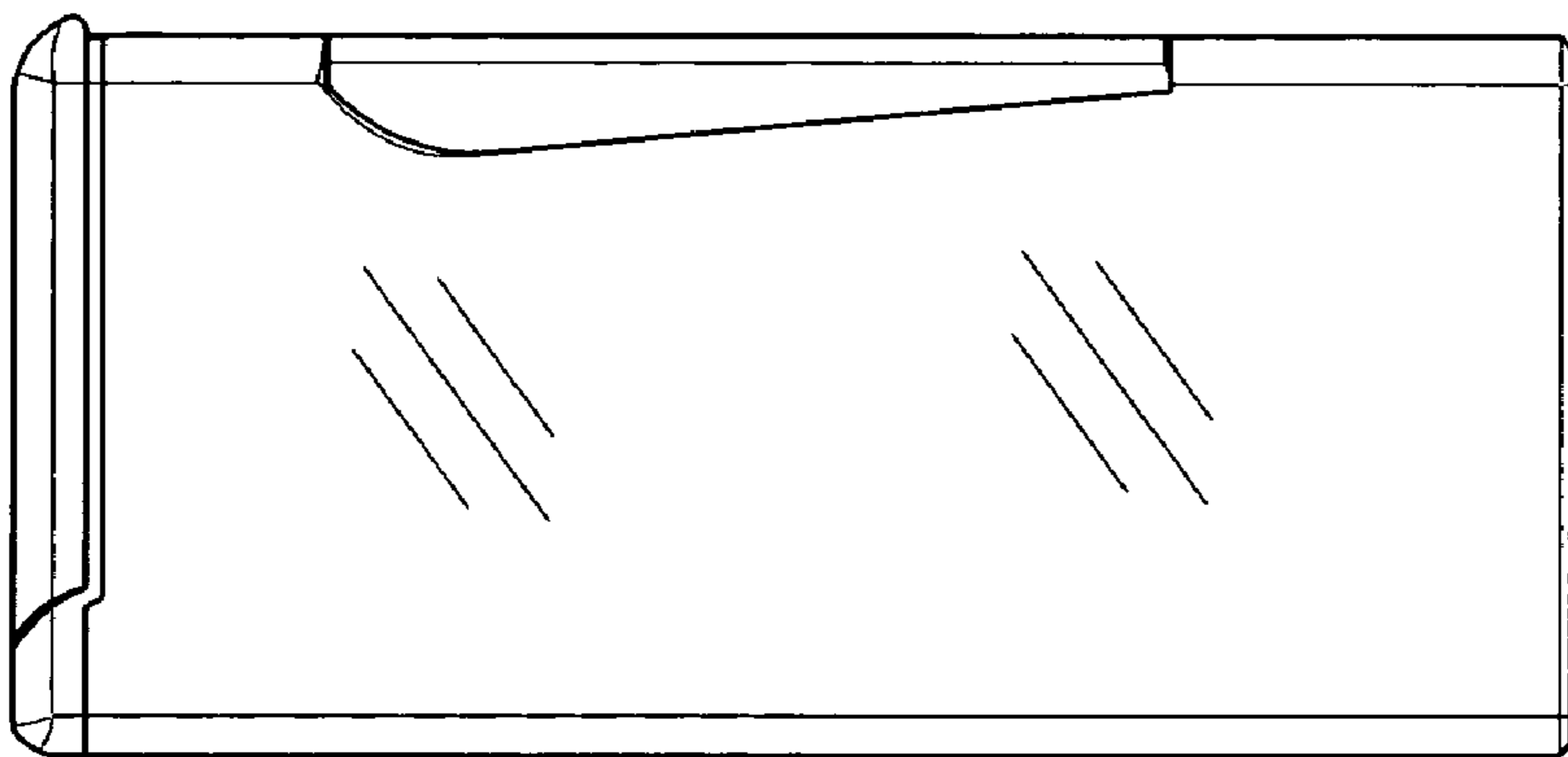


FIG.3

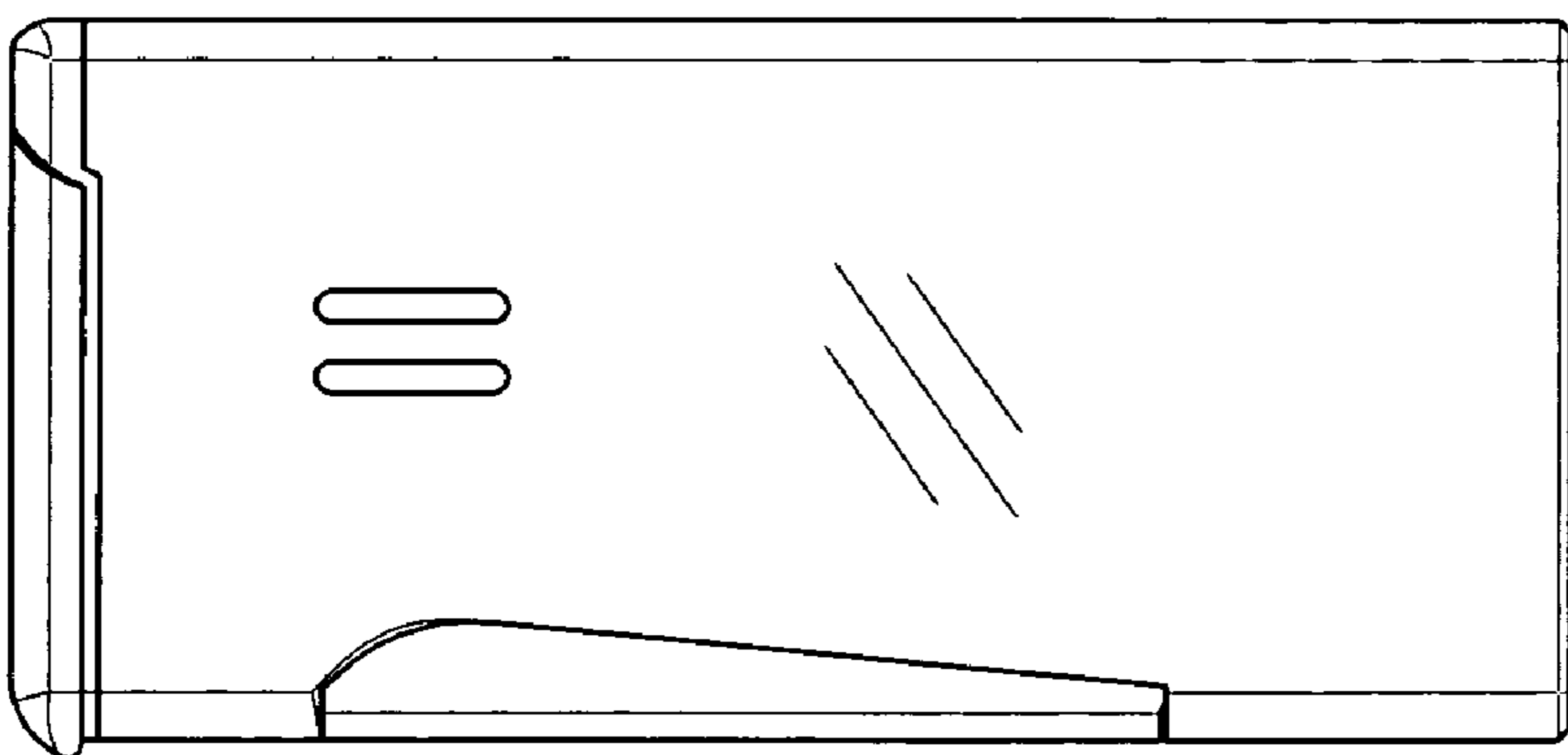


FIG.2

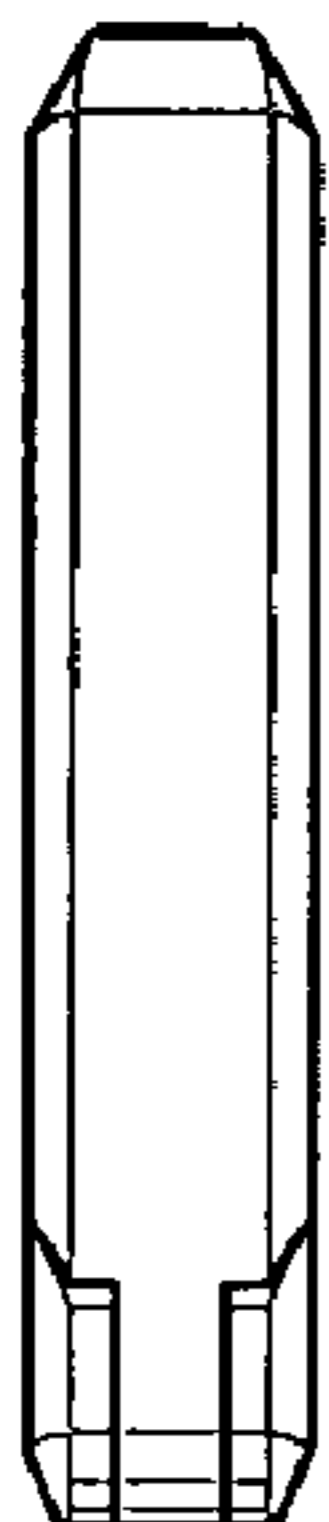


FIG. 6

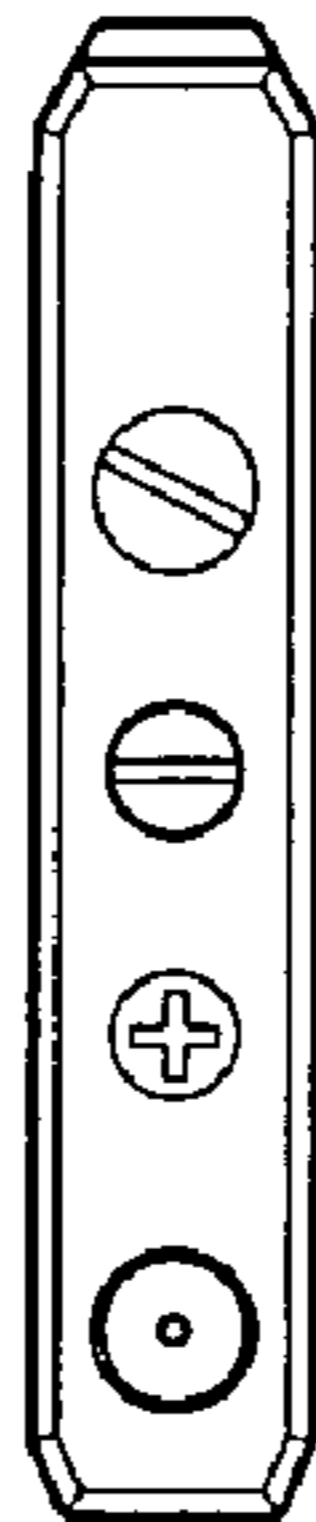


FIG. 7

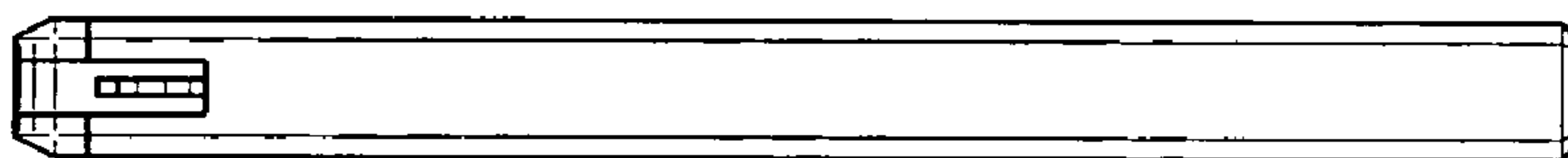


FIG. 5




FIG. 4