



US00D617025S

(12) **United States Design Patent**
Levine

(10) **Patent No.:** **US D617,025 S**
(45) **Date of Patent:** **** Jun. 1, 2010**

(54) **LIGHTING DEVICE**

(76) Inventor: **Jonathan E. Levine**, 419 Park Ave.
South, Suite 505, New York, NY (US)
10016

(**) Term: **14 Years**

(21) Appl. No.: **29/346,034**

(22) Filed: **Oct. 26, 2009**

(51) **LOC (9) Cl.** **26-02**

(52) **U.S. Cl.** **D26/50**

(58) **Field of Classification Search** D26/37,
D26/38, 39, 44, 46, 48, 49.5; 362/103, 105,
362/108, 158, 157, 184, 183, 197, 202–208,
362/800, 249.02

See application file for complete search history.

(56) **References Cited**

U.S. PATENT DOCUMENTS

5,795,050 A	8/1998	Carter	
D403,453 S	12/1998	Shiau	
D448,104 S	9/2001	Weitzman et al.	
D449,395 S *	10/2001	Dalton et al.	D26/49
D476,106 S	6/2003	Kim	
D476,437 S *	6/2003	Dalton et al.	D26/37
6,588,920 B2	7/2003	Agro	
6,619,813 B1	9/2003	Schnell	
D493,008 S *	7/2004	Brent	D26/49
7,021,790 B2	4/2006	Parsons	
D531,333 S *	10/2006	Acres et al.	D26/37
D535,416 S *	1/2007	O'Dell	D26/37

D574,527 S	8/2008	Squires et al.	
D600,378 S	9/2009	Choi	
2007/0223215 A1 *	9/2007	Chou	362/157

* cited by examiner

Primary Examiner—Ian Simmons
Assistant Examiner—Carissa C Fitts
(74) *Attorney, Agent, or Firm*—Theodore W. Baker

(57) **CLAIM**

I claim the ornamental design for a lighting device, as shown and described.

DESCRIPTION

FIG. 1 is a perspective view of a lighting device showing my new design, as viewed from the top and one side.

FIG. 2 is a first side elevation view of the lighting device of FIG. 1.

FIG. 3 is a second side elevation view of the lighting device of FIG. 1.

FIG. 4 is a bottom plan view of the lighting device of FIG. 1.

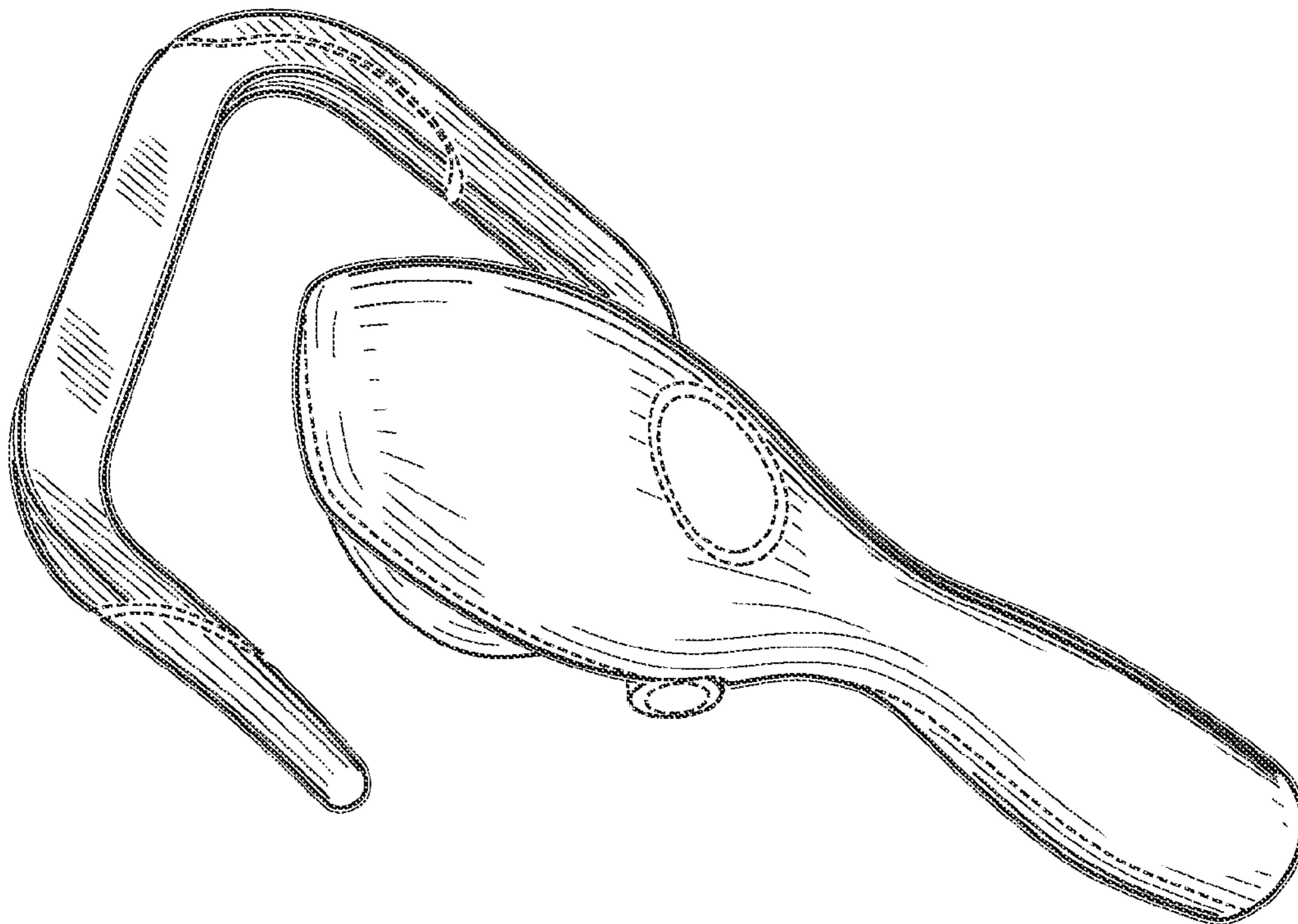
FIG. 5 is a top plan view of the lighting device of FIG. 1.

FIG. 6 is a front elevation view of the lighting device of FIG. 1; and,

FIG. 7 is a back elevation view of the lighting device of FIG. 1.

The details shown in broken lines illustrate portions of the lighting device that form no part of the claimed design.

1 Claim, 3 Drawing Sheets



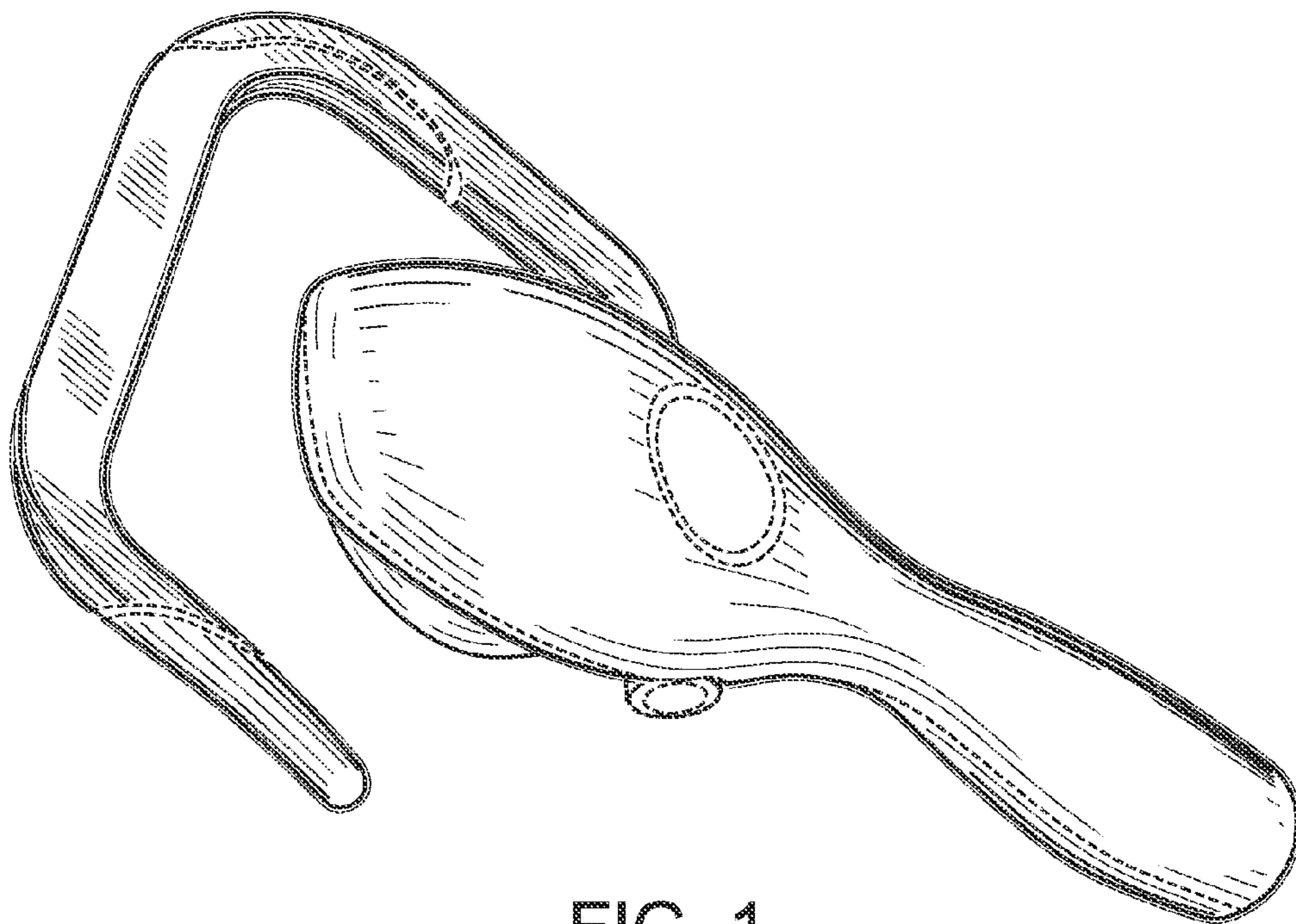


FIG. 1

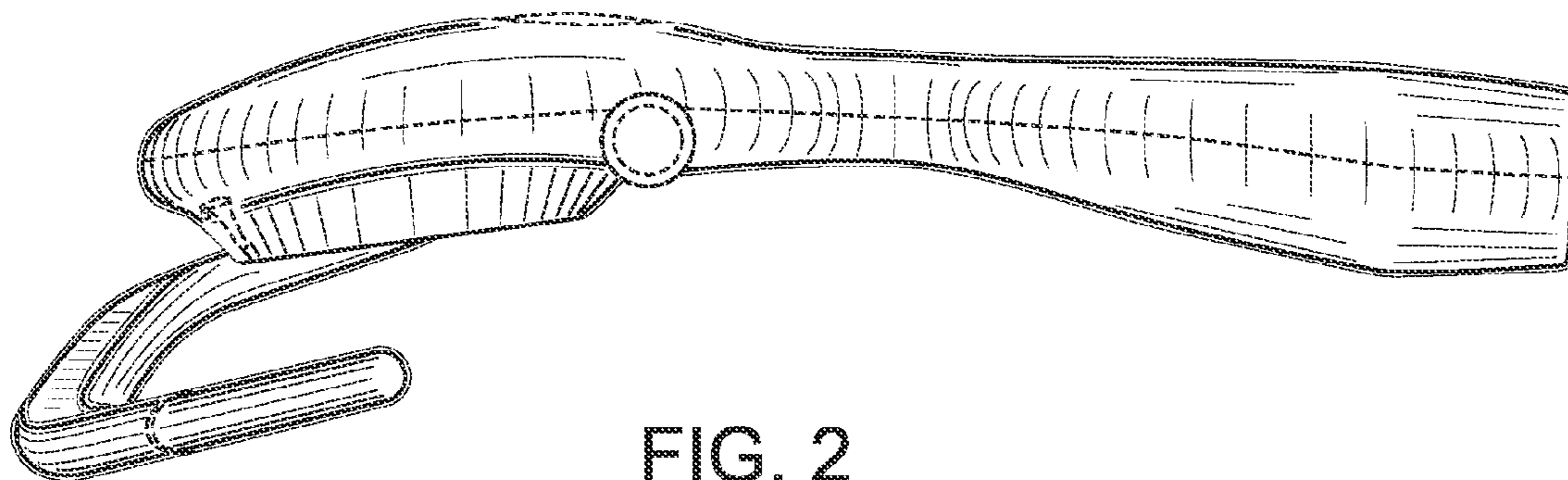


FIG. 2

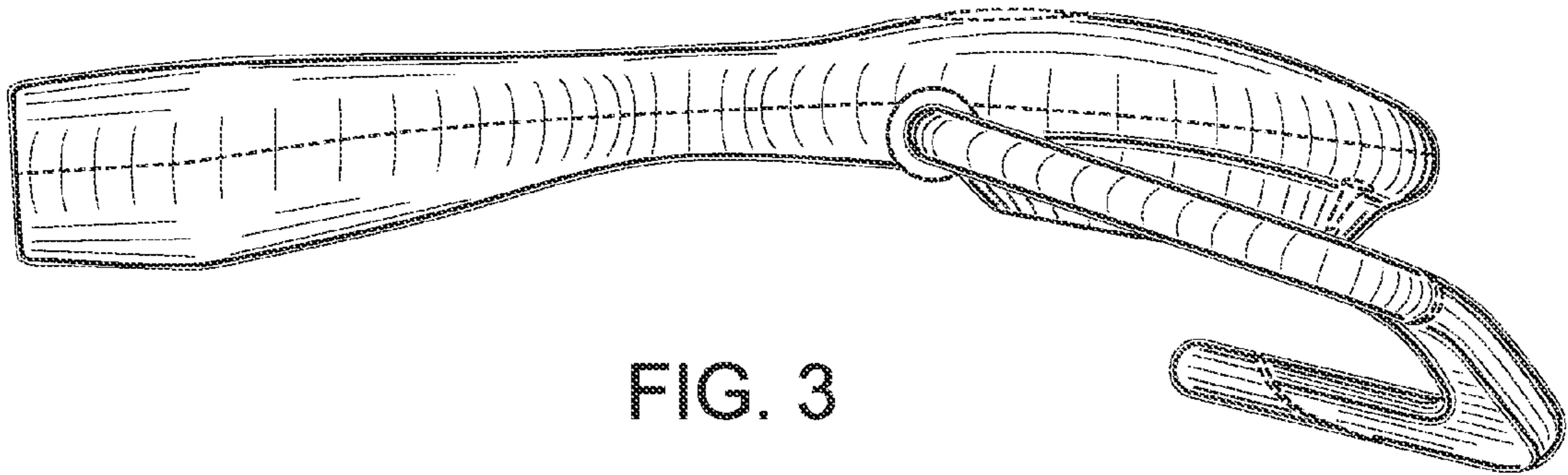


FIG. 3

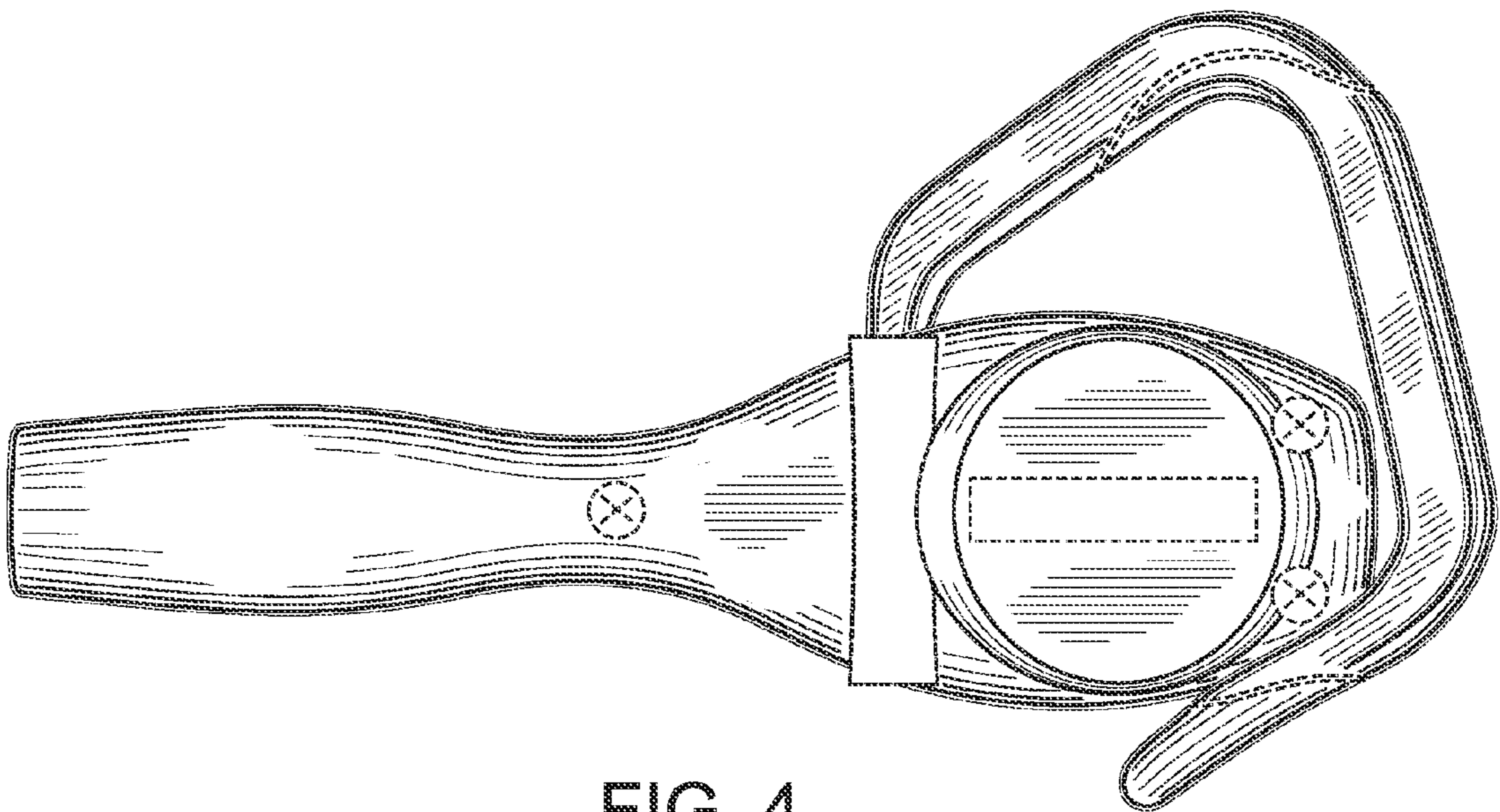


FIG. 4

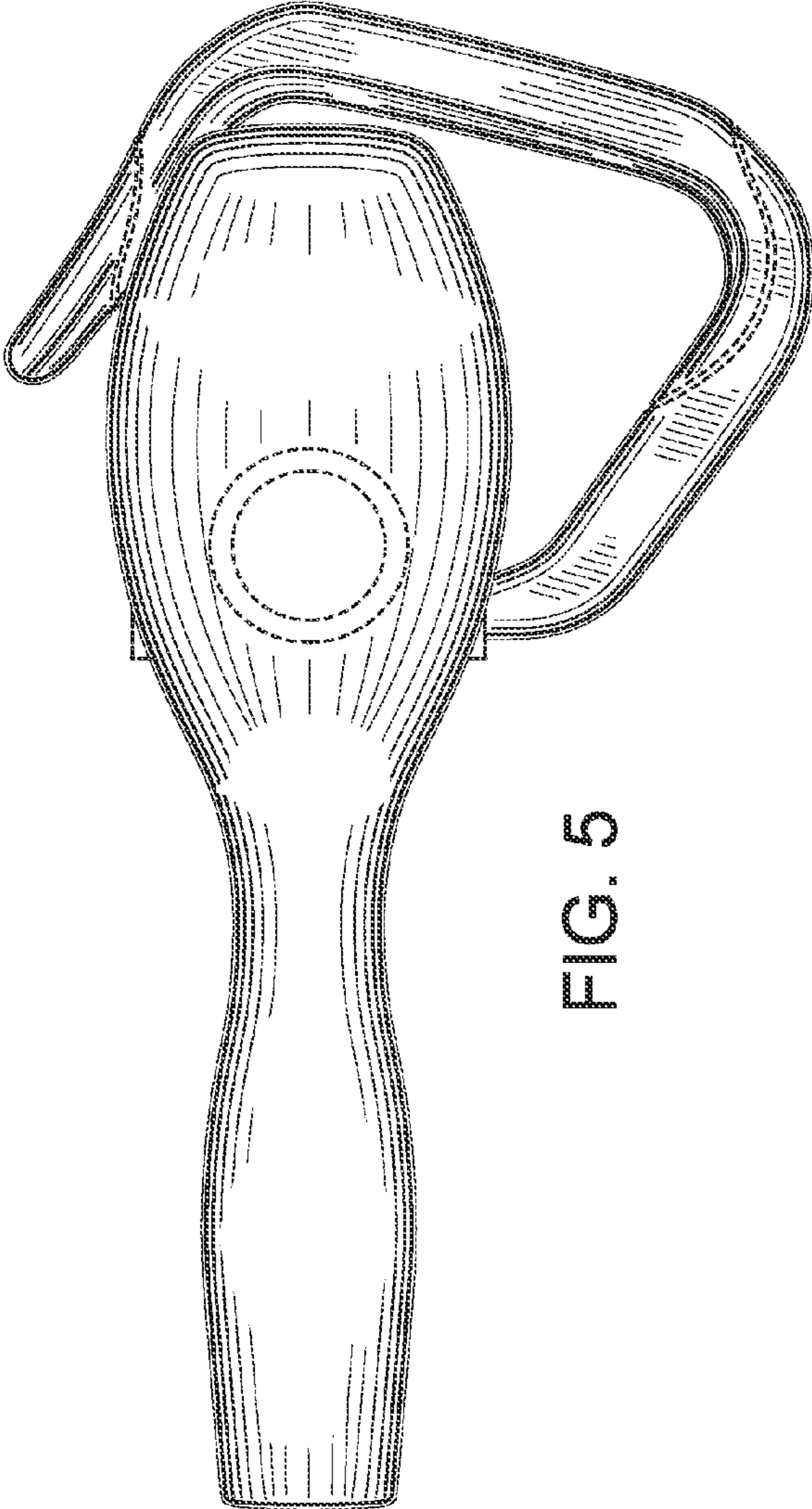


FIG. 5

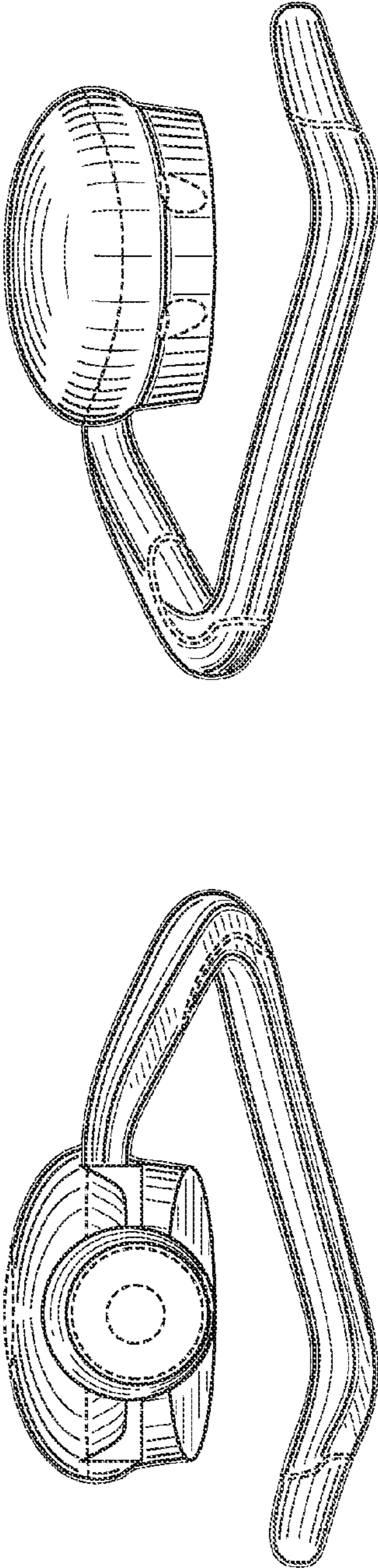


FIG. 6

FIG. 7