



US00D617024S

(12) **United States Design Patent**
Brown et al.

(10) **Patent No.:** **US D617,024 S**
(45) **Date of Patent:** **** Jun. 1, 2010**

(54) **LIGHTING DEVICE**

(75) Inventors: **John R Brown**, Mosman (AU); **Angelo Kotsis**, Marrickville (AU)

(73) Assignee: **Eveready Battery Company, Inc.**, St. Louis, MO (US)

(**) Term: **14 Years**

(21) Appl. No.: **29/353,546**

(22) Filed: **Jan. 11, 2010**

Related U.S. Application Data

(63) Continuation of application No. 29/341,321, filed on Aug. 4, 2009, now Pat. No. Des. 608,482.

(51) **LOC (9) Cl.** **26-02**

(52) **U.S. Cl.** **D26/49**

(58) **Field of Classification Search** D26/34,
D26/46, 49; 362/157, 158, 184, 194-196,
362/202-208

See application file for complete search history.

(56) **References Cited**

U.S. PATENT DOCUMENTS

D448,878 S *	10/2001	Dalton et al.	D26/49
D449,395 S *	10/2001	Dalton et al.	D26/49
D450,871 S *	11/2001	Dair et al.	D26/49
D474,554 S *	5/2003	Dalton et al.	D26/49
D476,437 S *	6/2003	Dalton et al.	D26/37

D480,824 S *	10/2003	Englert et al.	D26/49
D480,826 S *	10/2003	Englert et al.	D26/49
D493,008 S *	7/2004	Brent	D26/49
D494,298 S *	8/2004	Brent	D26/49
D507,672 S *	7/2005	Fritz et al.	D26/49
D531,337 S *	10/2006	Dalton et al.	D26/49
D551,369 S *	9/2007	Mah	D26/37
D600,841 S *	9/2009	Kung	D26/46

* cited by examiner

Primary Examiner—Ian Simmons

Assistant Examiner—Carissa C Fitts

(74) *Attorney, Agent, or Firm*—Gregory J. Adams

(57) **CLAIM**

We claim the ornamental design for a lighting device, as shown and described.

DESCRIPTION

FIG. 1 is a front perspective view of the lighting device.

FIG. 2 is a front view of the lighting device.

FIG. 3 is a rear view of the lighting device.

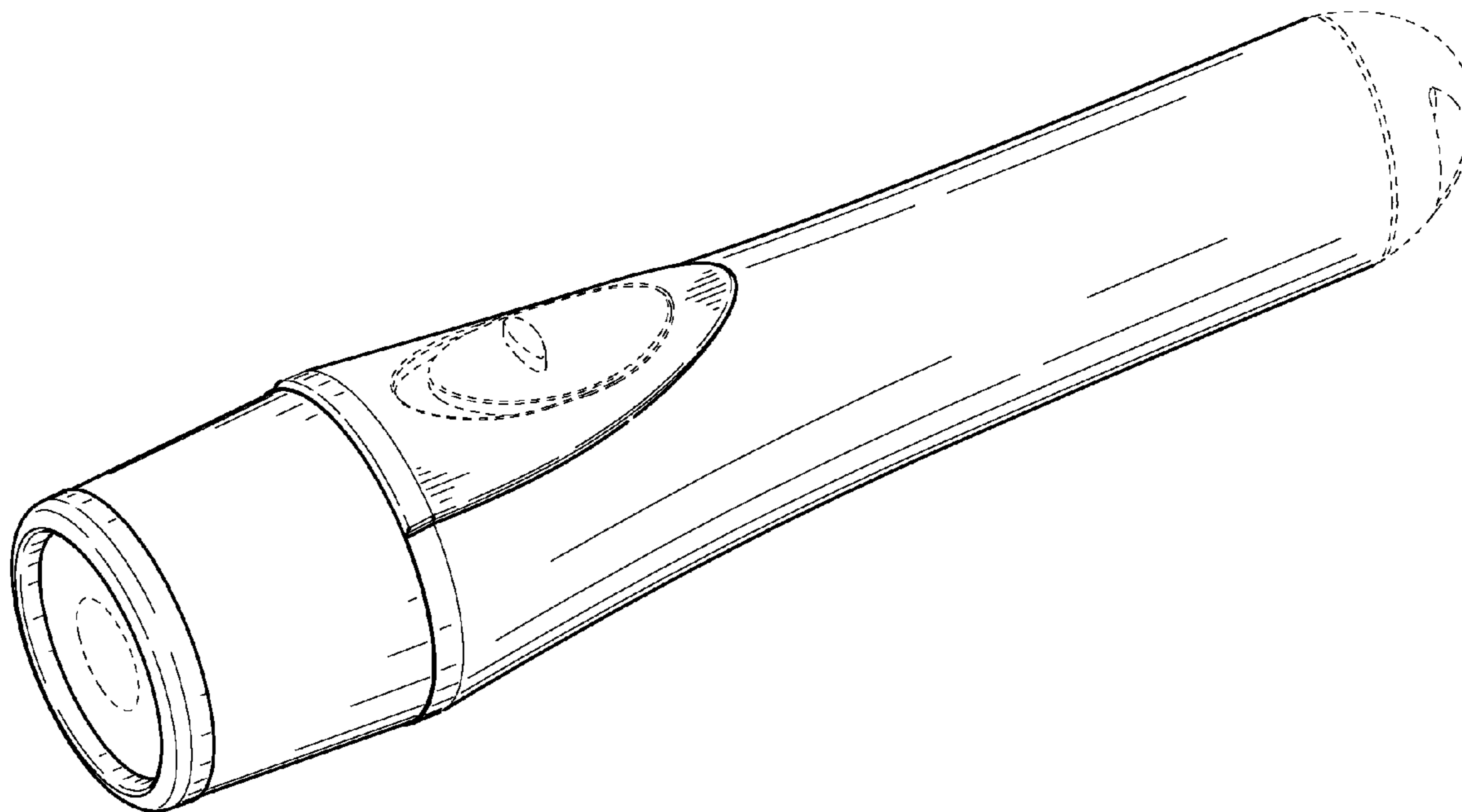
FIG. 4 is a right side view of the lighting device. The left side view is a mirror image of the right side view.

FIG. 5 is a top view of the lighting device; and,

FIG. 6 is a bottom view of the lighting device.

Any broken line(s) shown are for illustrative purposes only and form no part of the claimed design.

1 Claim, 2 Drawing Sheets



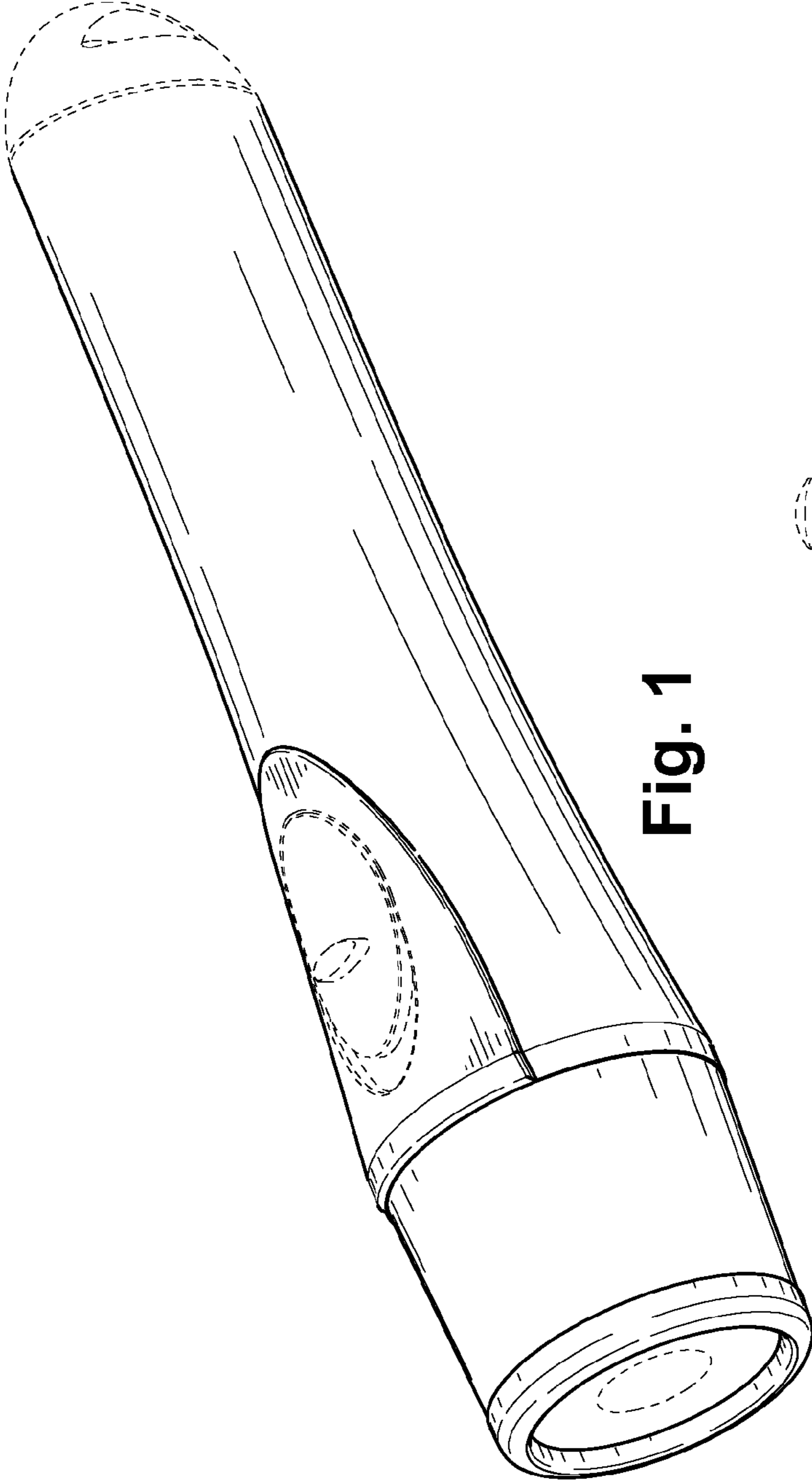


Fig. 1

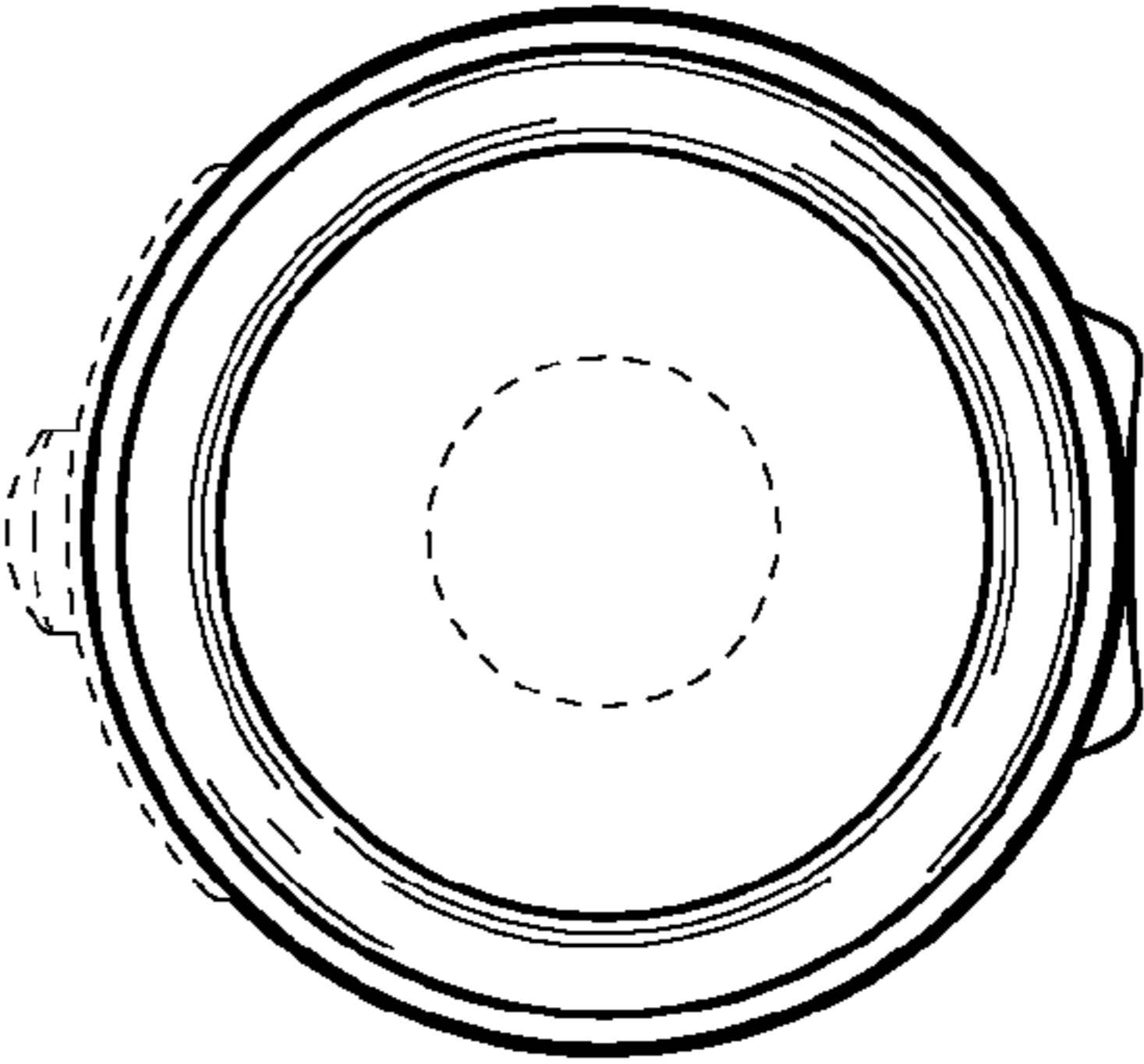


Fig. 2

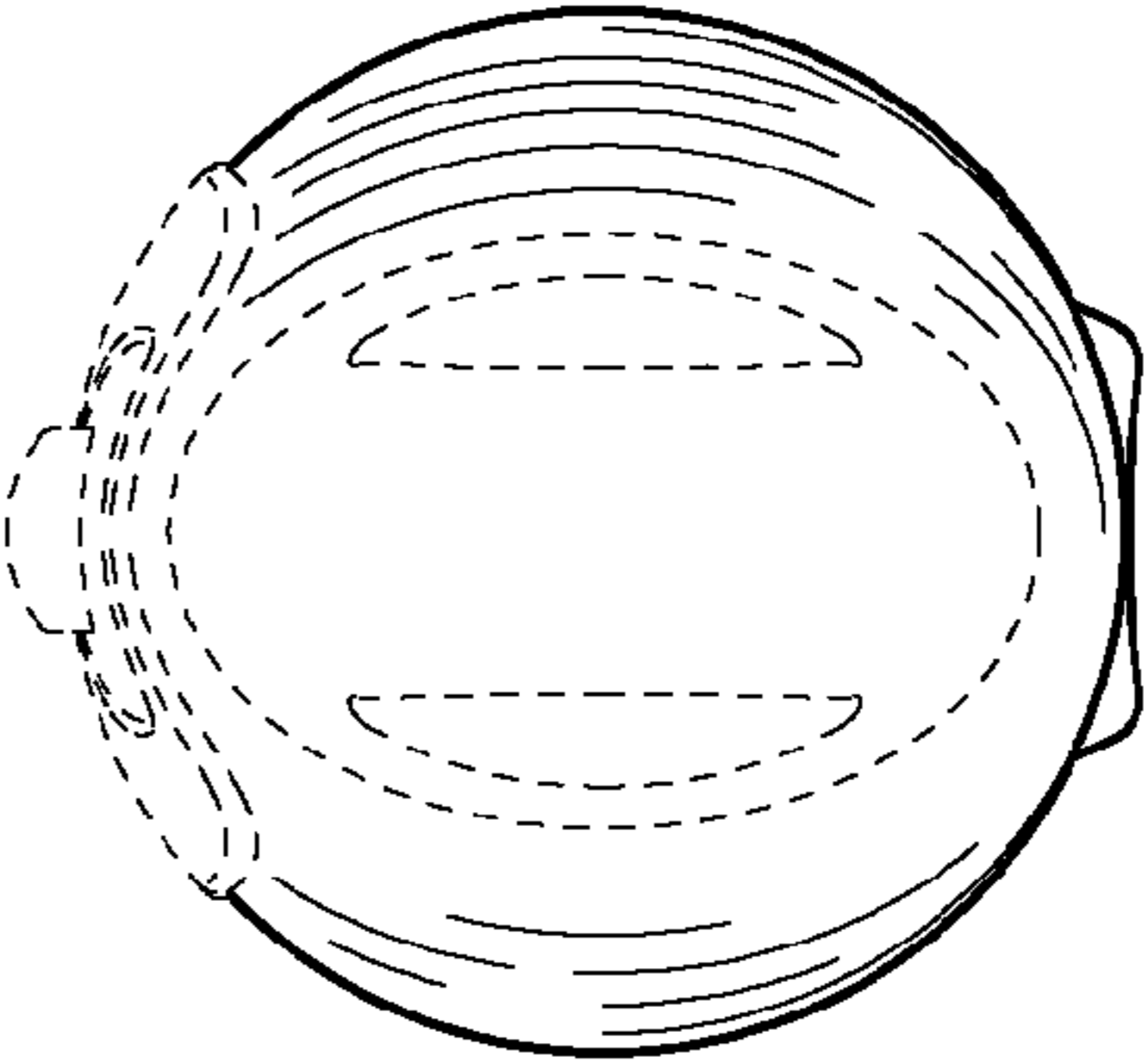


Fig. 3

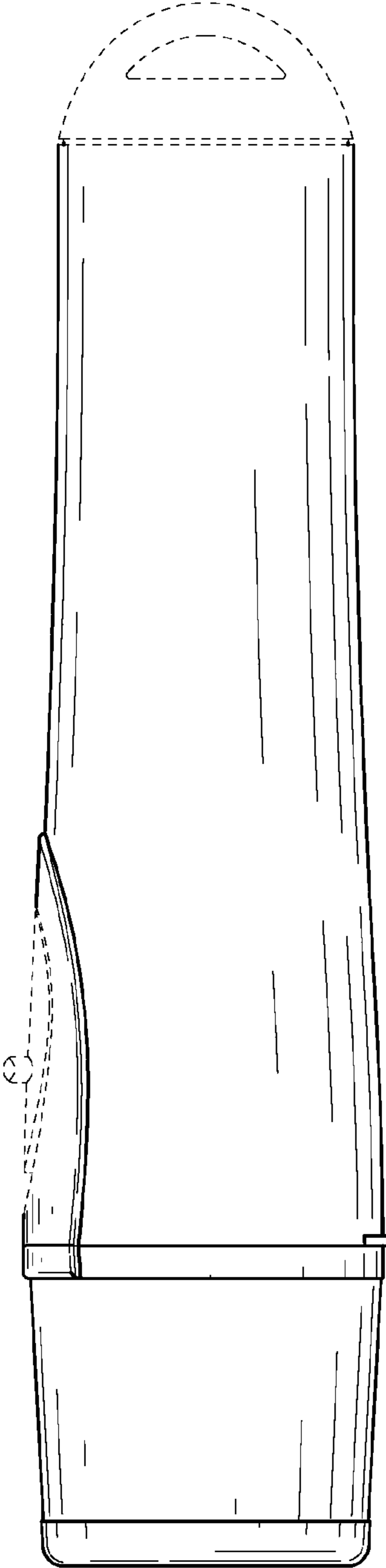


Fig. 4

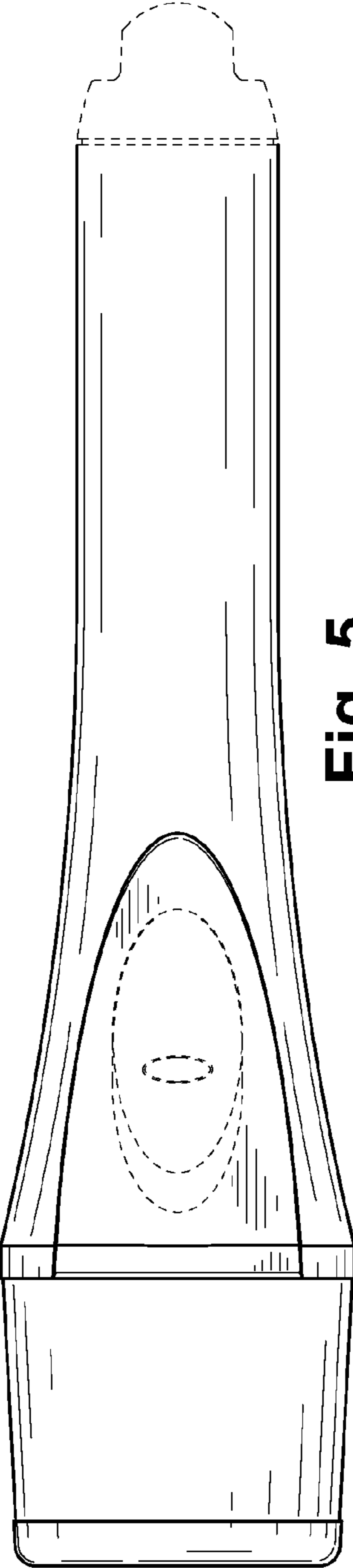


Fig. 5

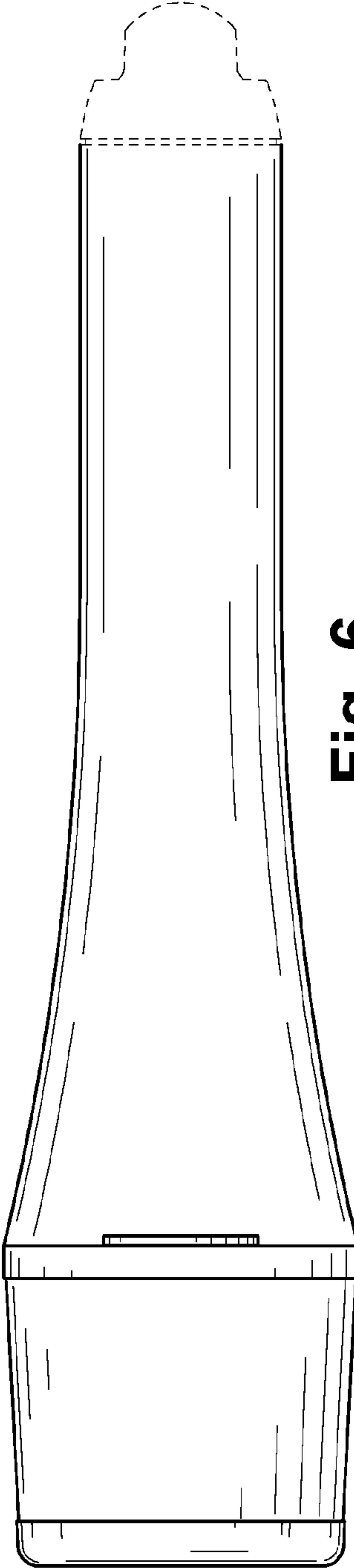


Fig. 6