



US00D617010S

(12) **United States Design Patent**
Liestenfeltz et al.

(10) **Patent No.:** **US D617,010 S**
(45) **Date of Patent:** **** Jun. 1, 2010**

(54) **TELESCOPING MAST**

D392,397 S * 3/1998 Werber D25/126

* cited by examiner

(75) Inventors: **Kurt Liestenfeltz**, Silver Spring, MD
(US); **Frank Liestenfeltz**, Marion, IN
(US)

Primary Examiner—Doris Clark

(74) *Attorney, Agent, or Firm*—Emery L. Tracy

(73) Assignee: **Floatograph Technologies, LLC**, Silver
Spring, MD (US)

(57) **CLAIM**

The ornamental design for a telescoping mast, as shown and
described.

(**) Term: **14 Years**

(21) Appl. No.: **29/316,089**

DESCRIPTION

(22) Filed: **Aug. 21, 2009**

FIG. 1 is a perspective view illustrating a telescoping mast;

FIG. 2 is a perspective view illustrating the telescoping mast
of FIG. 1 in extended position;

(51) **LOC (9) Cl.** **25-01**

(52) **U.S. Cl.** **D25/126**

(58) **Field of Classification Search** D25/126;
52/118, 110, 632

FIG. 3 is a right side view illustrating the telescoping mast of
FIG. 1;

See application file for complete search history.

FIG. 4 is a left side view illustrating the telescoping mast of
FIG. 1;

(56) **References Cited**

FIG. 5 is a top view illustrating the telescoping mast of FIG.
1; and,

U.S. PATENT DOCUMENTS

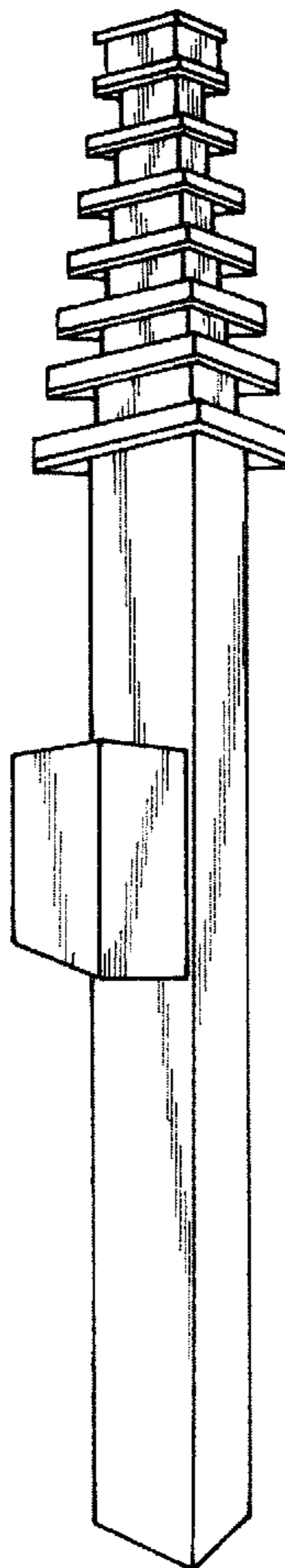
4,357,785 A * 11/1982 Eklund 52/632

D357,988 S * 5/1995 Sosa D25/126

5,540,017 A * 7/1996 Eilam et al. 52/118

FIG. 6 is a bottom view illustrating the telescoping mast of
FIG. 1.

1 Claim, 2 Drawing Sheets



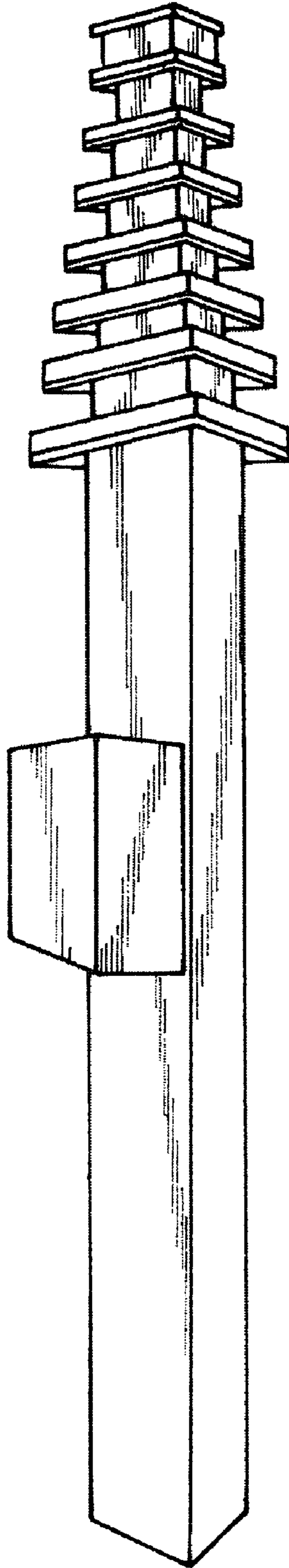


FIG.1




FIG.2

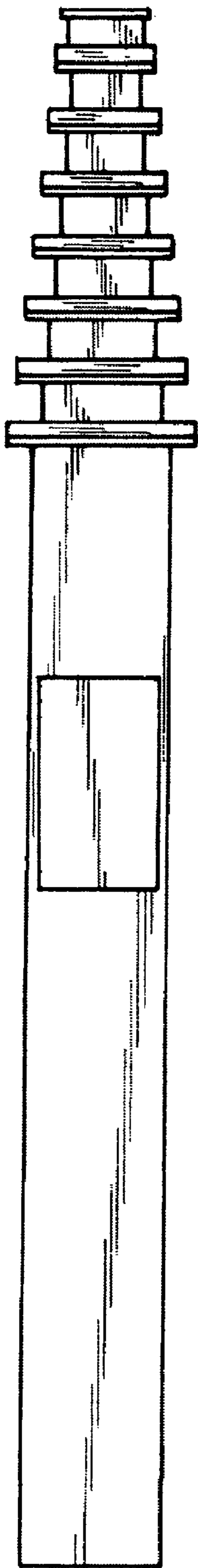


FIG.3

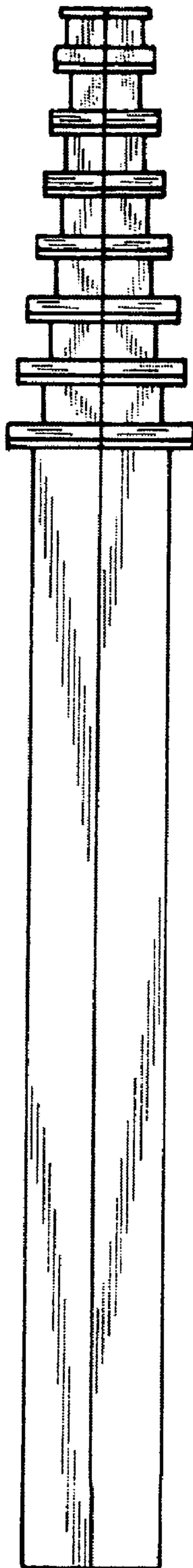


FIG.4

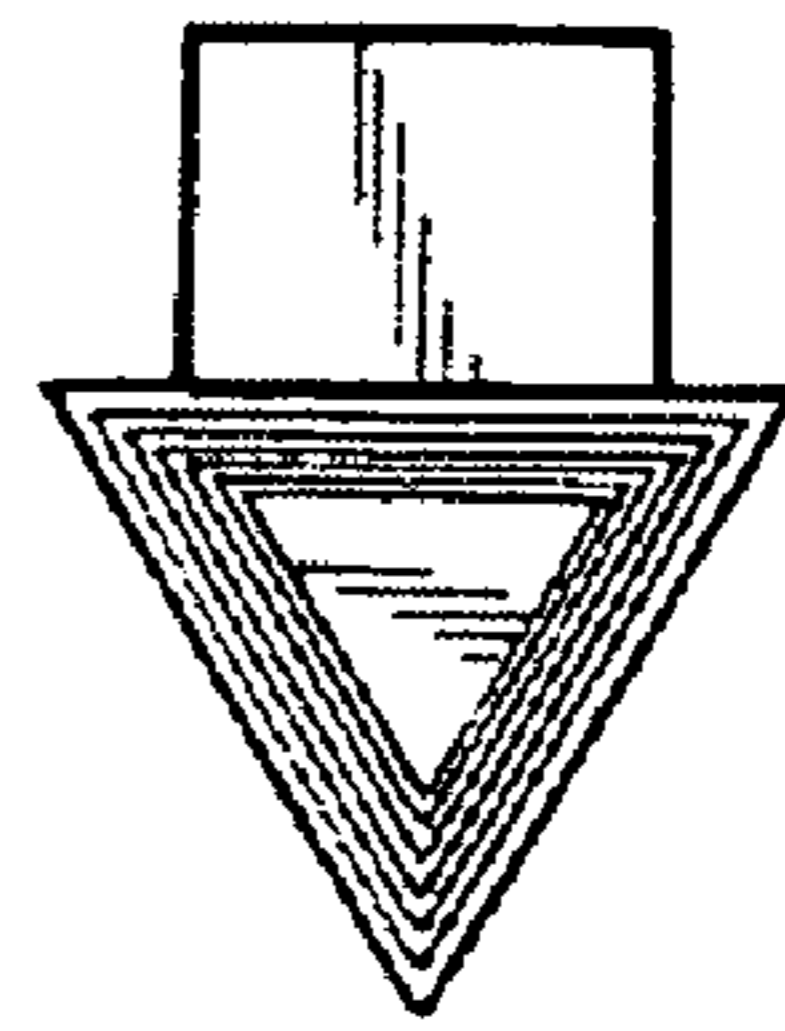


FIG.5

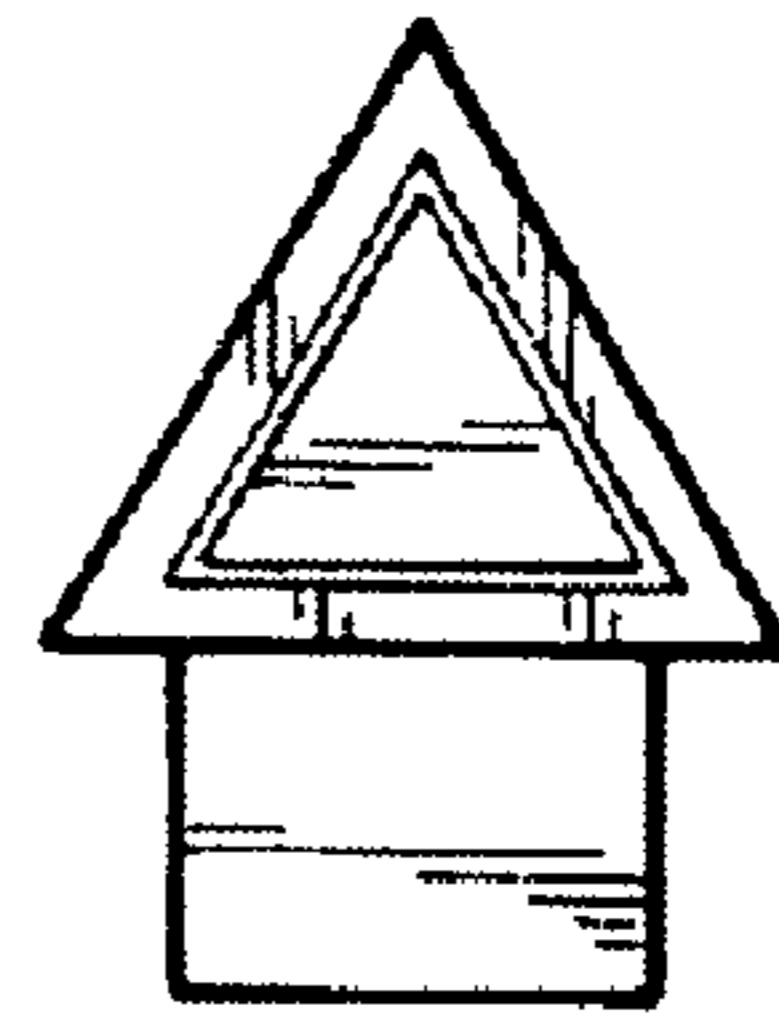


FIG.6