



US00D617005S

(12) **United States Design Patent**  
**Mullet**

(10) **Patent No.:** **US D617,005 S**  
(45) **Date of Patent:** **\*\* Jun. 1, 2010**

(54) **DOOR**

(75) Inventor: **William Mullet**, Sugarcreek, OH (US)

(73) Assignee: **Provia Door, Inc.**, Sugarcreek, OH (US)

(\*\*) Term: **14 Years**

(21) Appl. No.: **29/346,927**

(22) Filed: **Nov. 9, 2009**

(51) **LOC (9) Cl.** ..... **25-02**

(52) **U.S. Cl.** ..... **D25/48**

(58) **Field of Classification Search** ..... D25/48,  
D25/49, 138; 52/457, 458, 474, 455, 475.1,  
52/778, 466, 311, 311.2, 507, 779, 764, 784.1,  
52/630, 311.3, 782.1, 313; 49/501, 504,  
49/DIG. 2

See application file for complete search history.

(56) **References Cited**

**U.S. PATENT DOCUMENTS**

6,679,019 B2 \* 1/2004 Rochman ..... 52/455  
D492,420 S \* 6/2004 Lynch et al. .... D25/48

D516,226 S \* 2/2006 Lynch et al. .... D25/48  
7,426,806 B2 \* 9/2008 Lynch et al. .... 52/455  
D584,830 S \* 1/2009 Steiber et al. .... D25/48  
D588,710 S \* 3/2009 Walsh et al. .... D25/48  
7,644,551 B2 \* 1/2010 Crittenden ..... 52/455

\* cited by examiner

*Primary Examiner*—Doris Clark

(74) *Attorney, Agent, or Firm*—Sand & Sebolt

(57) **CLAIM**

The ornamental design for a door, as shown and described.

**DESCRIPTION**

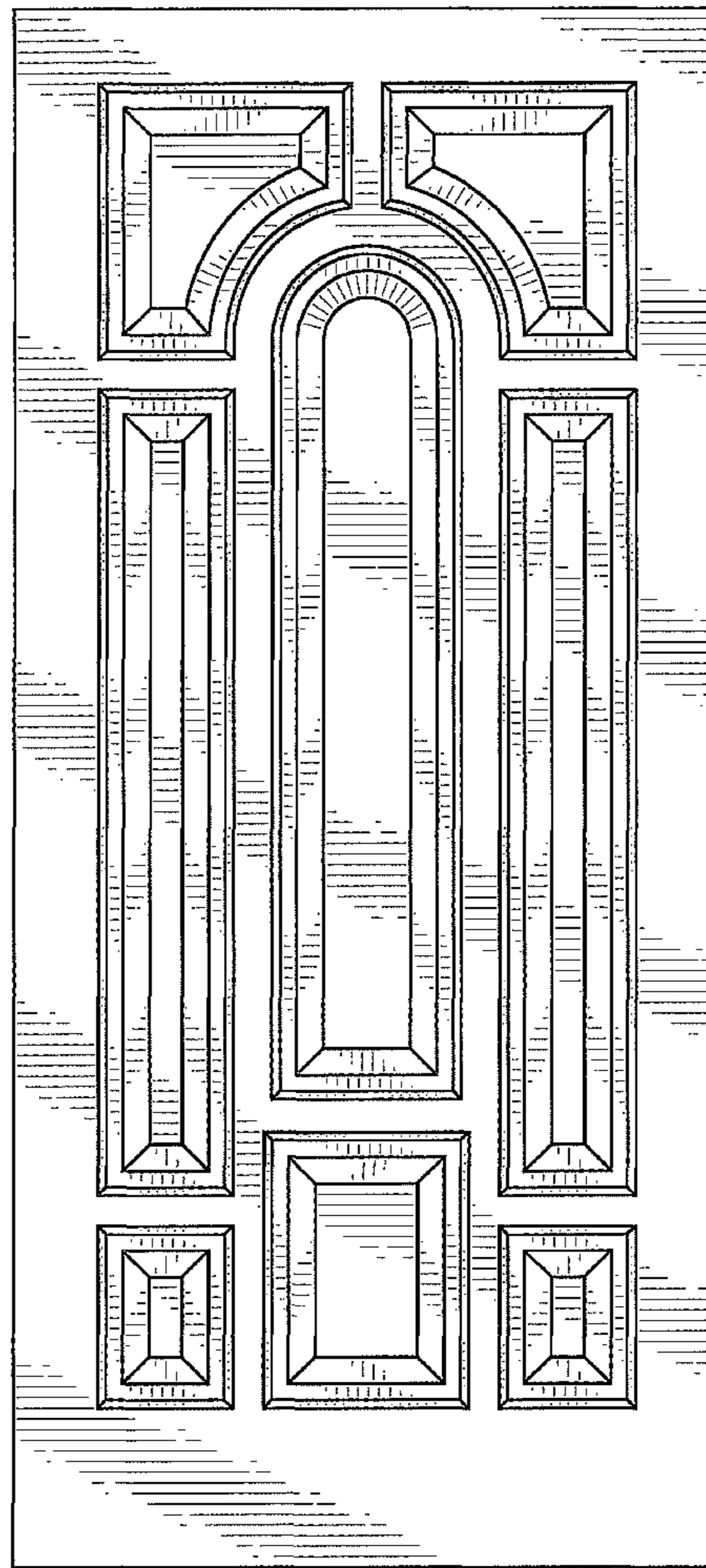
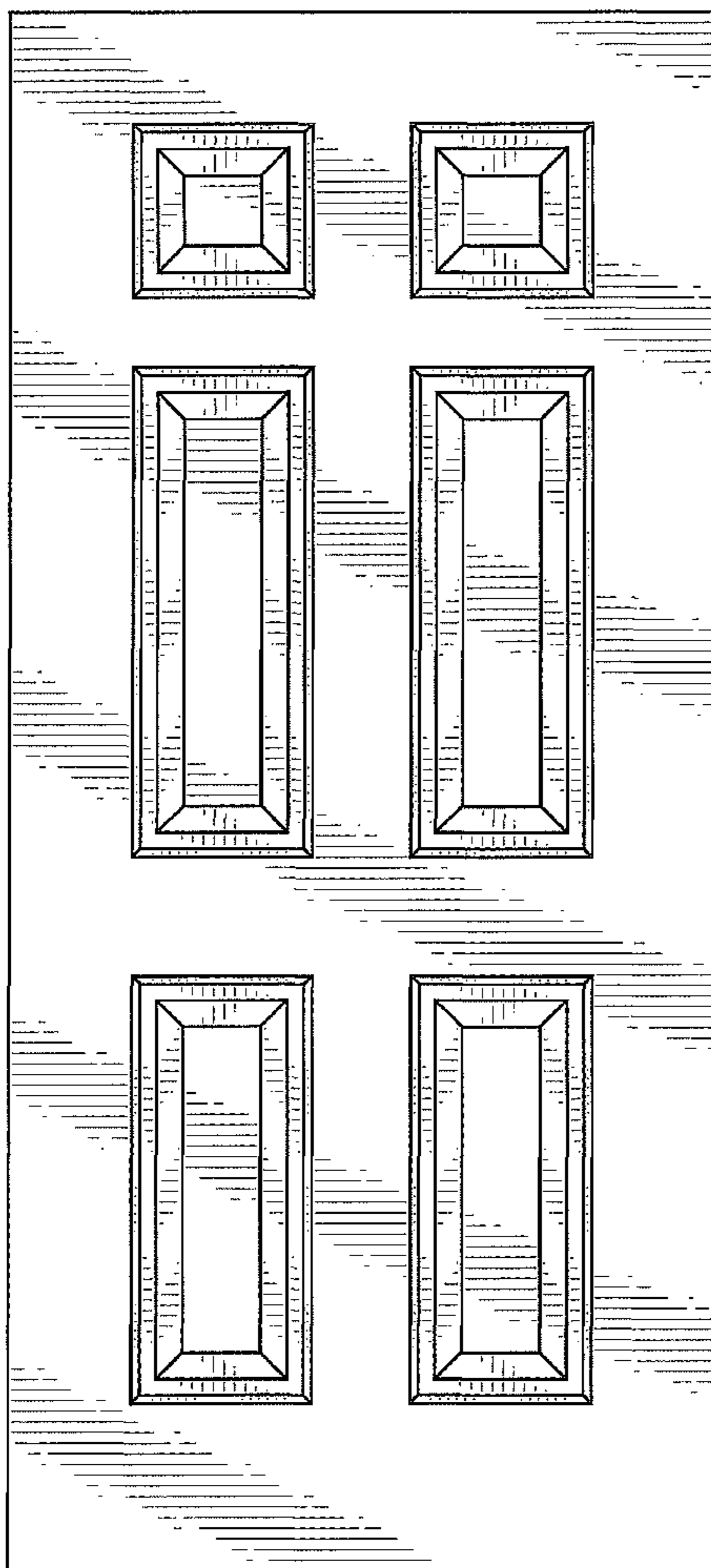
FIG. 1 is a front elevational view of a door in accordance with the present invention;

FIG. 2 is a back elevational view of the door;

FIG. 3 is a side elevational view of the door with the opposite side elevational view being identical; and,

FIG. 4 is a top plan view of the door with the bottom plan view being identical.

**1 Claim, 3 Drawing Sheets**






FIG-1




FIG-2



**FIG-3**



**FIG-4**