



US00D617003S

(12) **United States Design Patent**
Linley

(10) **Patent No.:** **US D617,003 S**
(45) **Date of Patent:** **** Jun. 1, 2010**

(54) **OUTDOOR OFFICE**

(76) Inventor: **James E Linley**, 210 Banks Rd., Easton,
CT (US) 06612

(**) Term: **14 Years**

(21) Appl. No.: **29/331,507**

(22) Filed: **Jan. 27, 2009**

(51) **LOC (9) Cl.** **25-03**

(52) **U.S. Cl.** **D25/16**

(58) **Field of Classification Search** D25/1,
D25/7, 11-13, 16-19, 21-26, 29, 31-32,
D25/56; 52/73, 79.4, 80.1, 82, 236.1

See application file for complete search history.

(56) **References Cited**

U.S. PATENT DOCUMENTS

1,096,443	A *	5/1914	Martin	52/82
1,826,378	A *	10/1931	Bayley	52/82
2,135,437	A *	11/1938	Bangert	52/82
3,137,253	A *	6/1964	Clayton	110/235
3,562,974	A *	2/1971	Heinrich	52/73
D220,947	S *	6/1971	Bartoli	D25/23
3,633,325	A *	1/1972	Bartoli	52/73
3,645,052	A *	2/1972	Hanna	52/64
4,056,902	A *	11/1977	Ziegler, Jr.	52/73

D259,957	S *	7/1981	McNeall	D25/19
D277,137	S *	1/1985	Van der Upwich	D25/1
D302,731	S *	8/1989	Isaka	D25/16
D359,363	S *	6/1995	Vinci	D25/12

* cited by examiner

Primary Examiner—T. Chase Nelson

Assistant Examiner—Kathleen M Sims

(74) *Attorney, Agent, or Firm*—St. Onge Steward Johnson &
Reens LLC

(57) **CLAIM**

The ornamental design for an outdoor office, as shown and described.

DESCRIPTION

FIG. 1 is a perspective view of an outdoor office in accordance with the new design;


FIG. 2 is a side view thereof;

FIG. 3 is a top view thereof; and,

FIG. 4 is a bottom view thereof.

The broken line showing of details in FIGS. 1-4 is included for the purpose of showing environmental portions of the Outdoor Office and forms no part of the claimed design.

1 Claim, 4 Drawing Sheets



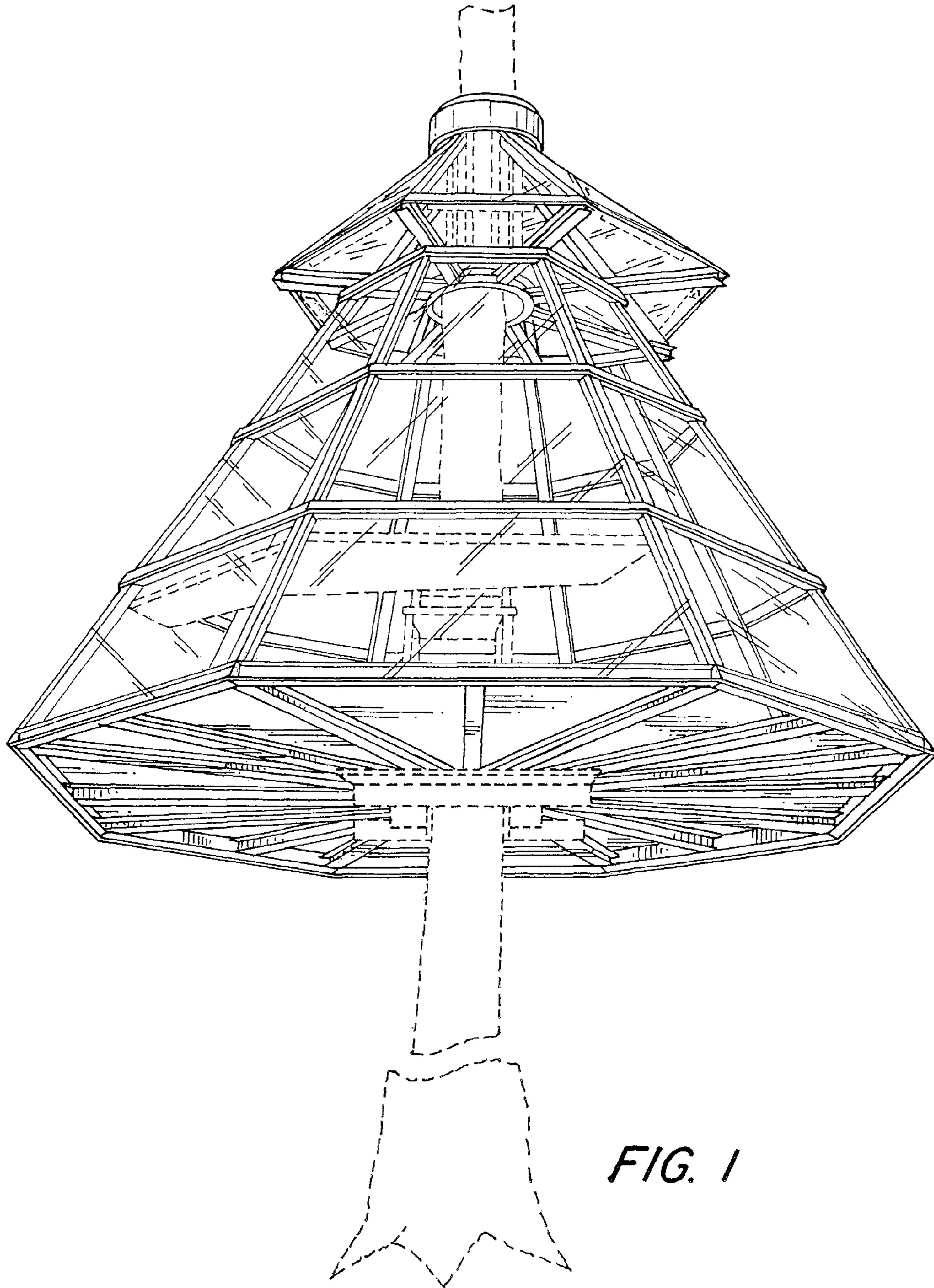
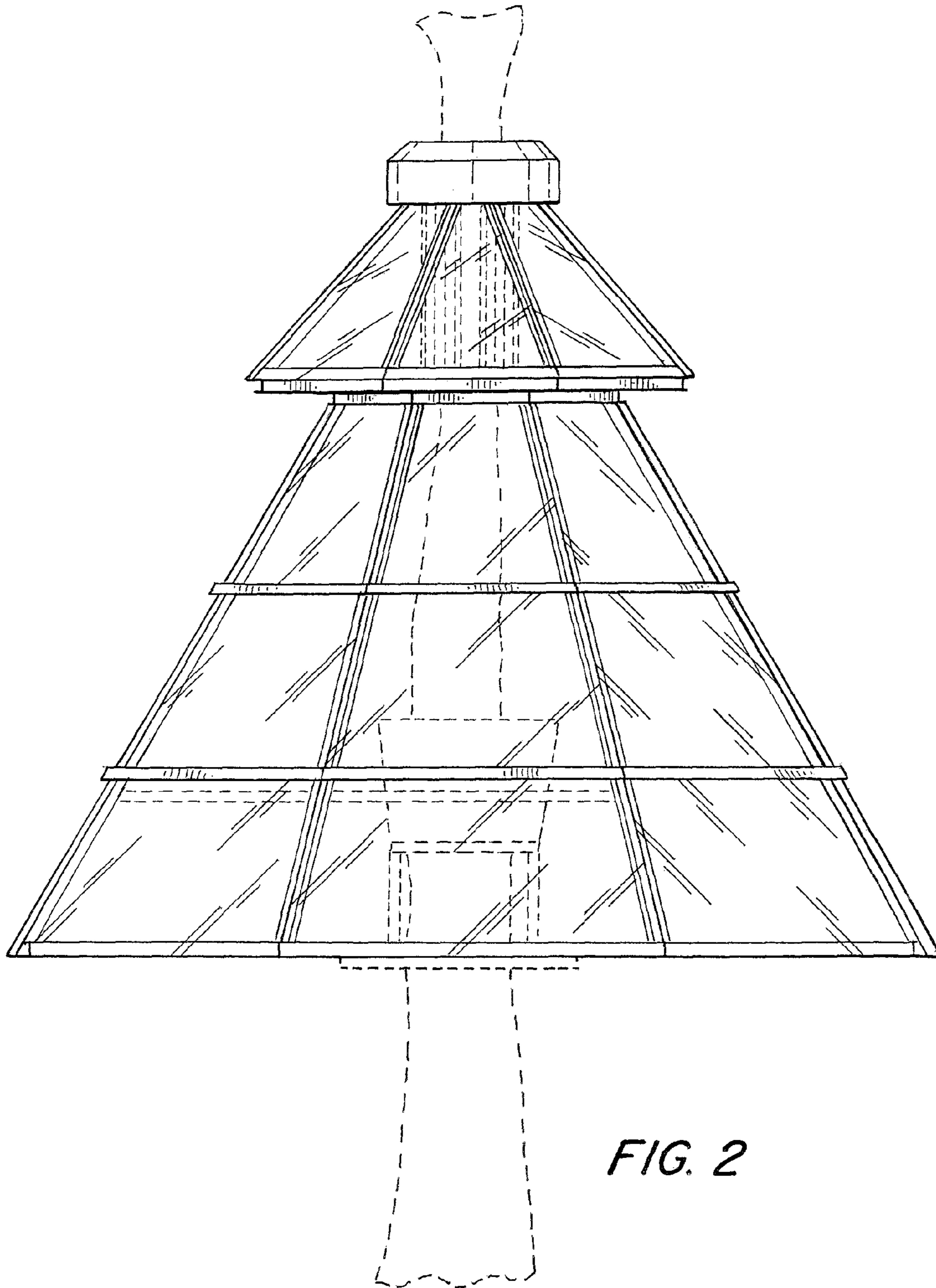


FIG. 1



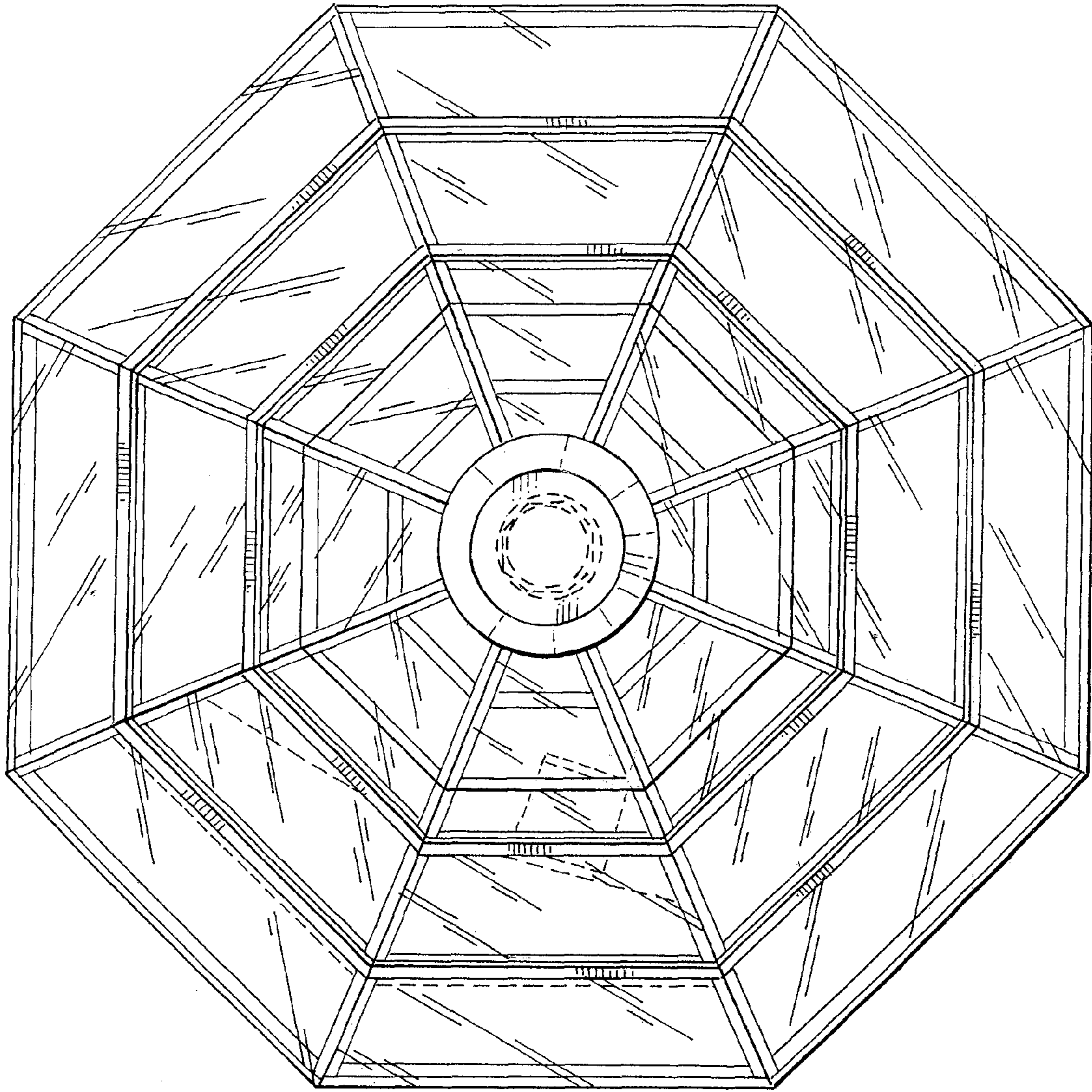


FIG. 3

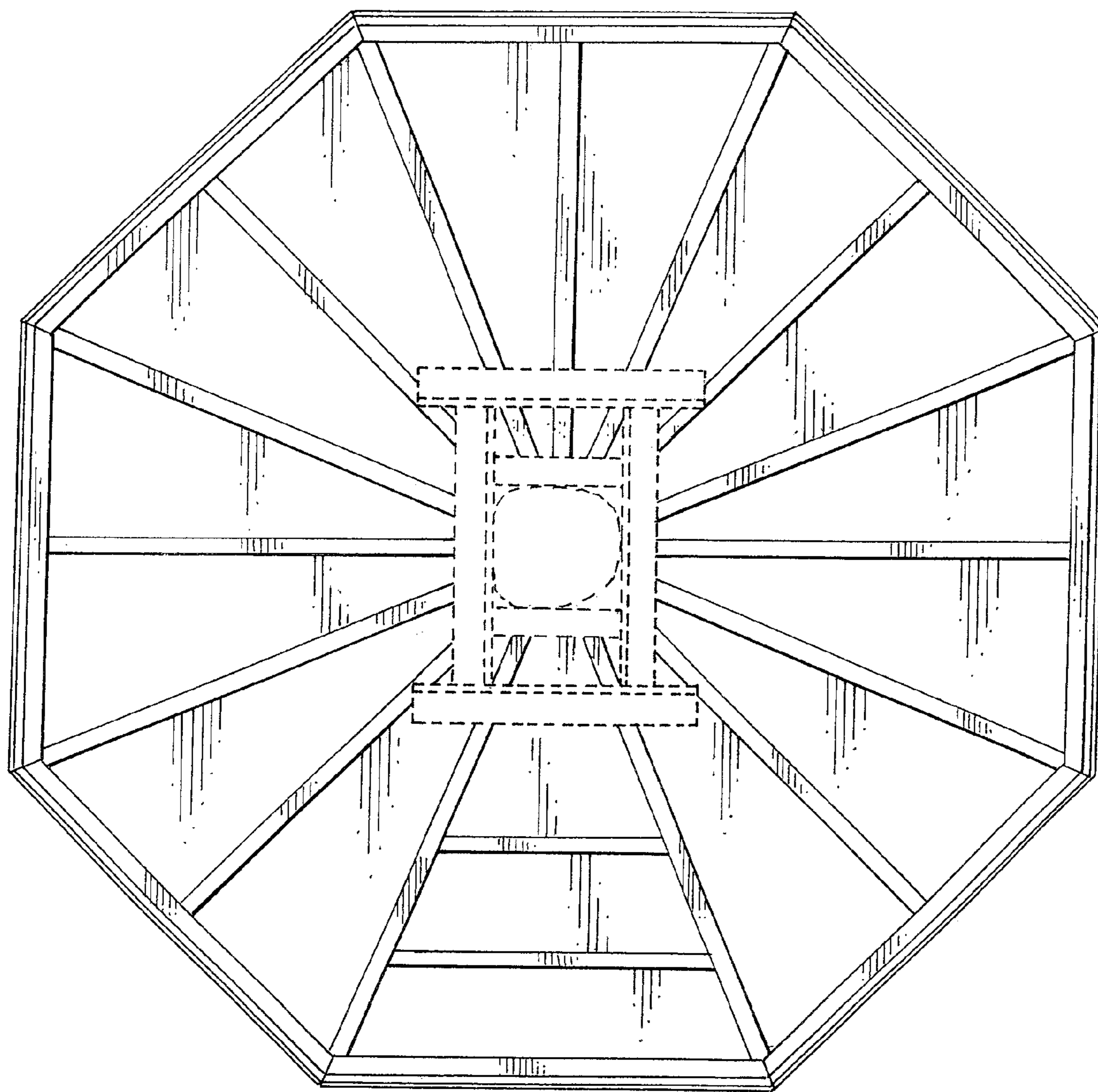


FIG. 4