



US00D616978S

(12) **United States Design Patent**
Grotyohann et al.

(10) **Patent No.:** **US D616,978 S**

(45) **Date of Patent:** **** Jun. 1, 2010**

(54) **CONDOM**

(75) Inventors: **Richard Grotyohann**, Hillsborough, NJ (US); **Michael J. Harrison**, Princeton, NJ (US); **John Ip**, Princeton, NJ (US); **Jason Kieke**, Freehold, NJ (US); **Alfred J. Smetana**, Wayne, NJ (US)

(73) Assignee: **Church & Dwight Co., Inc.**, Princeton, NJ (US)

(**) Term: **14 Years**

(21) Appl. No.: **29/333,584**

(22) Filed: **Mar. 12, 2009**

(51) **LOC (9) Cl.** **28-01**

(52) **U.S. Cl.** **D24/105**

(58) **Field of Classification Search** D24/99,
D24/105, 59; 128/844, 842, 917
See application file for complete search history.

(56) **References Cited**

U.S. PATENT DOCUMENTS

D246,119 S	*	10/1977	Okamoto	D24/105
D261,808 S	*	11/1981	Okamoto	D24/105
D295,872 S	*	5/1988	Koumarianos	D17/22
D311,252 S	*	10/1990	Pettway	D24/105
D338,527 S	*	8/1993	Rosner	D24/105
D555,797 S	*	11/2007	Nan	D24/215
D558,873 S	*	1/2008	Osterberg	D24/105
D567,363 S	*	4/2008	Osterberg	D24/105
D572,362 S	*	7/2008	Edgett et al.	D24/141

D591,849 S	*	5/2009	Osterberg	D24/105
D591,852 S	*	5/2009	Osterberg	D24/105
D593,196 S	*	5/2009	Osterberg	D24/105
D599,475 S	*	9/2009	Osterberg	D24/105

* cited by examiner

Primary Examiner—Elizabeth A Albert

Assistant Examiner—Kelley A Donnelly

(74) *Attorney, Agent, or Firm*—Frenkel & Associates

(57) **CLAIM**

We claim the ornamental design for condom, as shown and described.

DESCRIPTION

FIG. 1 is a top, perspective view of a condom in an inflated state, showing our new design;

FIG. 2 is a side elevational view thereof, the opposite side elevational view being identical thereto;

FIG. 3 is a top plan view thereof;

FIG. 4 is a bottom plan view thereof;

FIG. 5 is a side elevational view of FIG. 1 in an un-inflated state, the opposite side elevational view being identical thereto;

FIG. 6 is a top plan view thereof; and,

FIG. 7 is a bottom plan view thereof.

The broken lines showing in FIGS. 4 and 7 are for environmental purposes only and form no part of the claimed design.

1 Claim, 3 Drawing Sheets

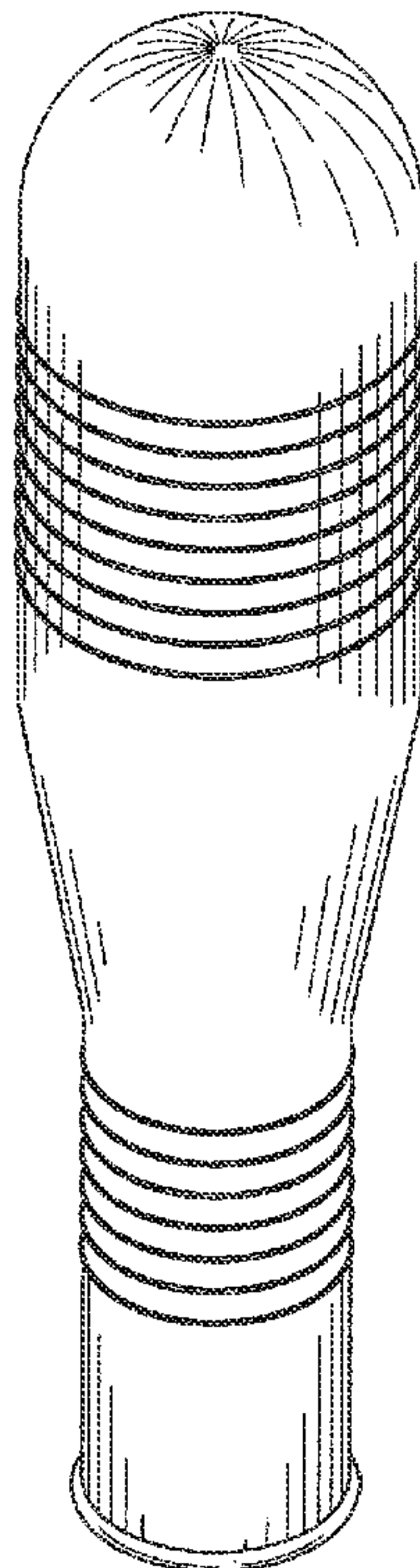


Fig. 1

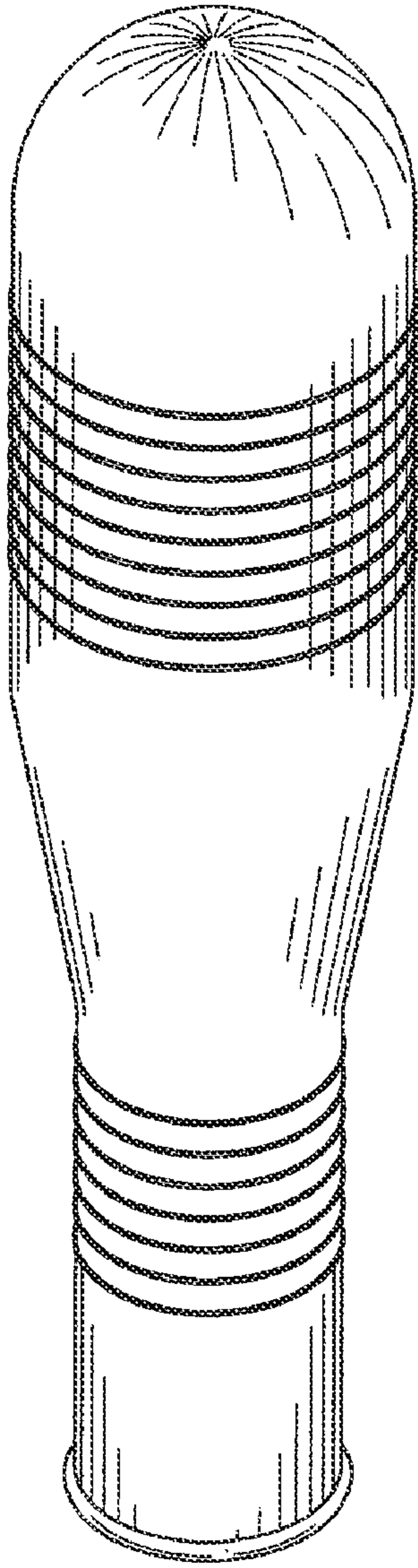


Fig. 2




Fig. 3

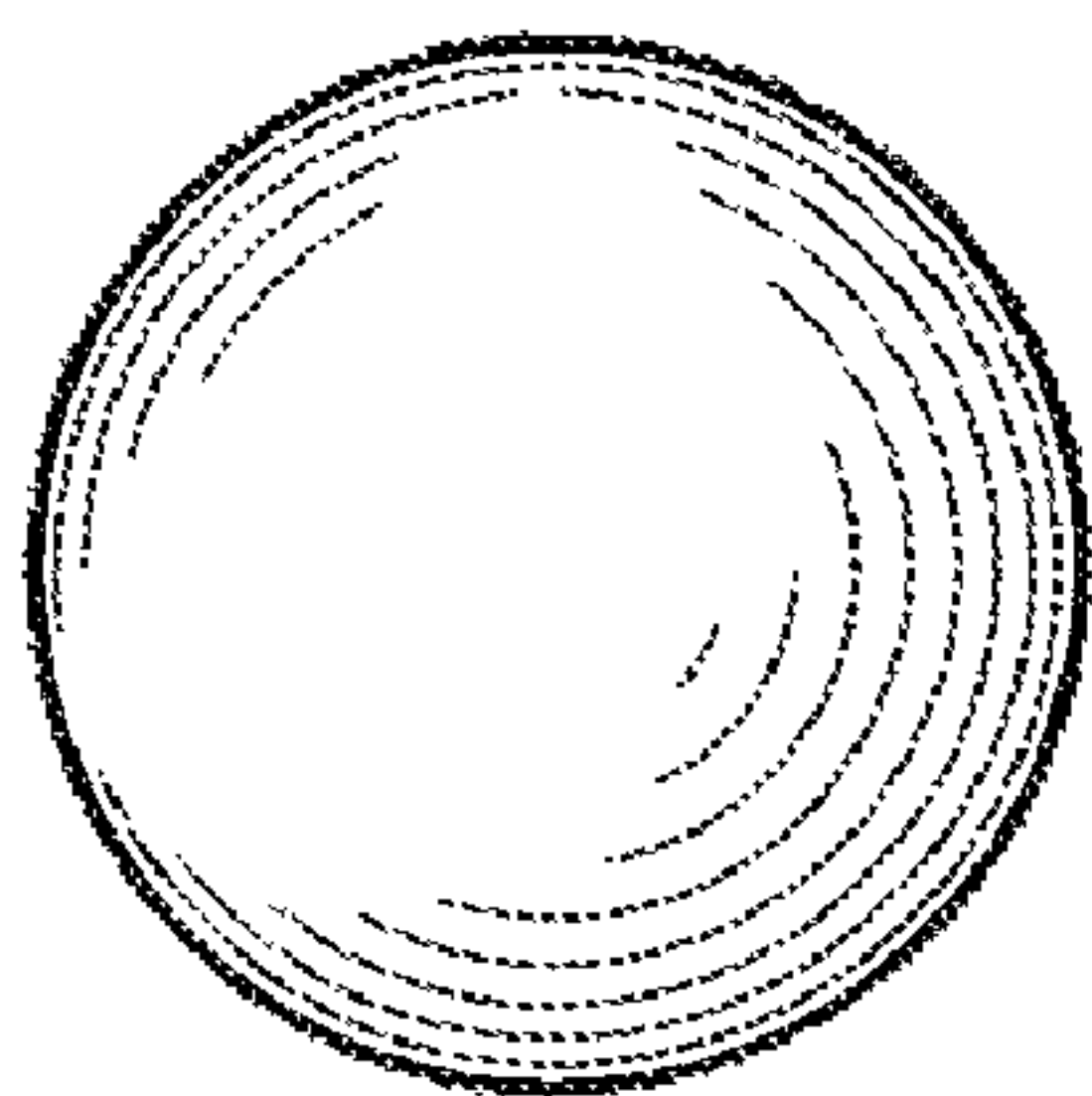


Fig. 4

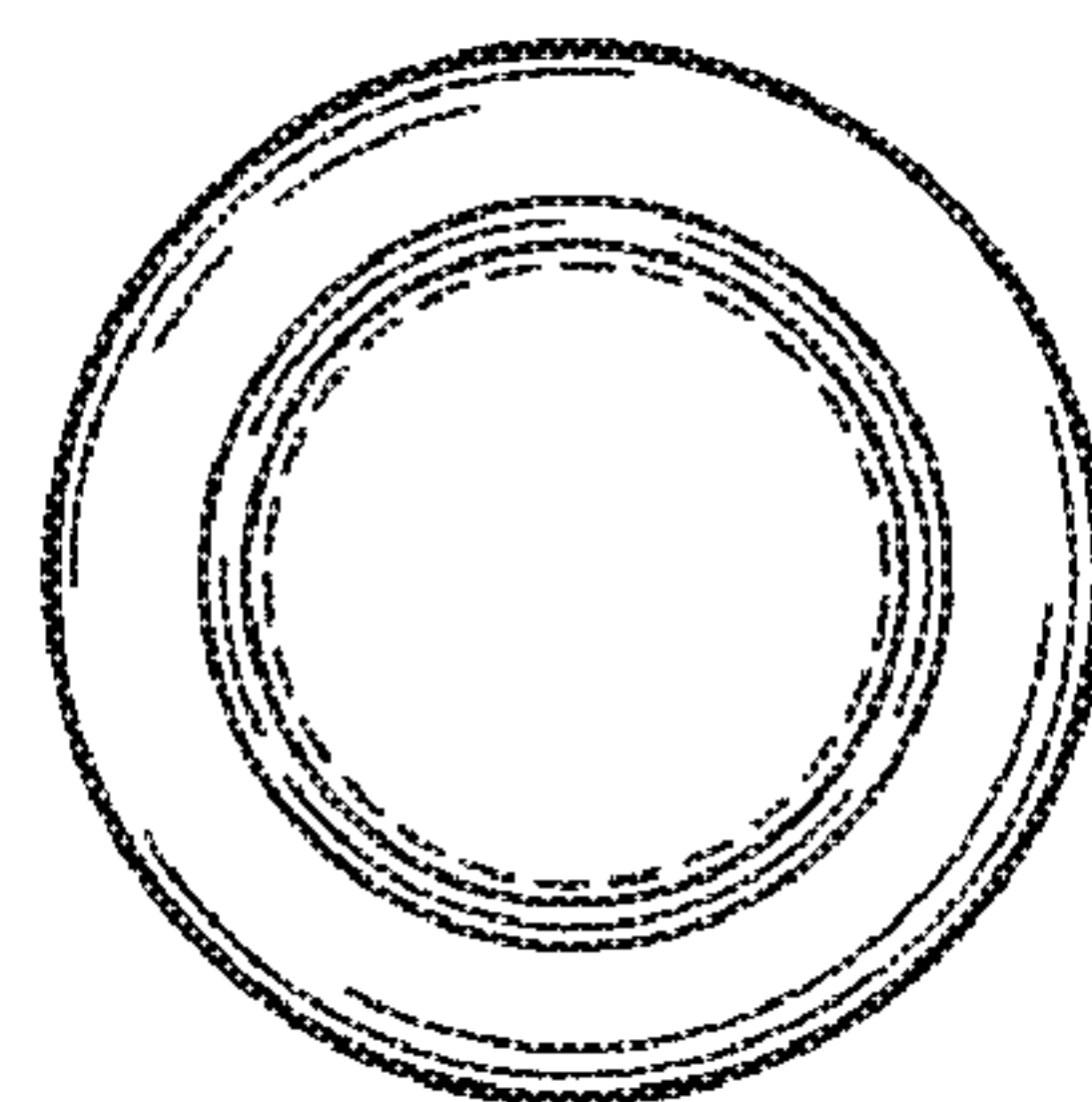


Fig. 5

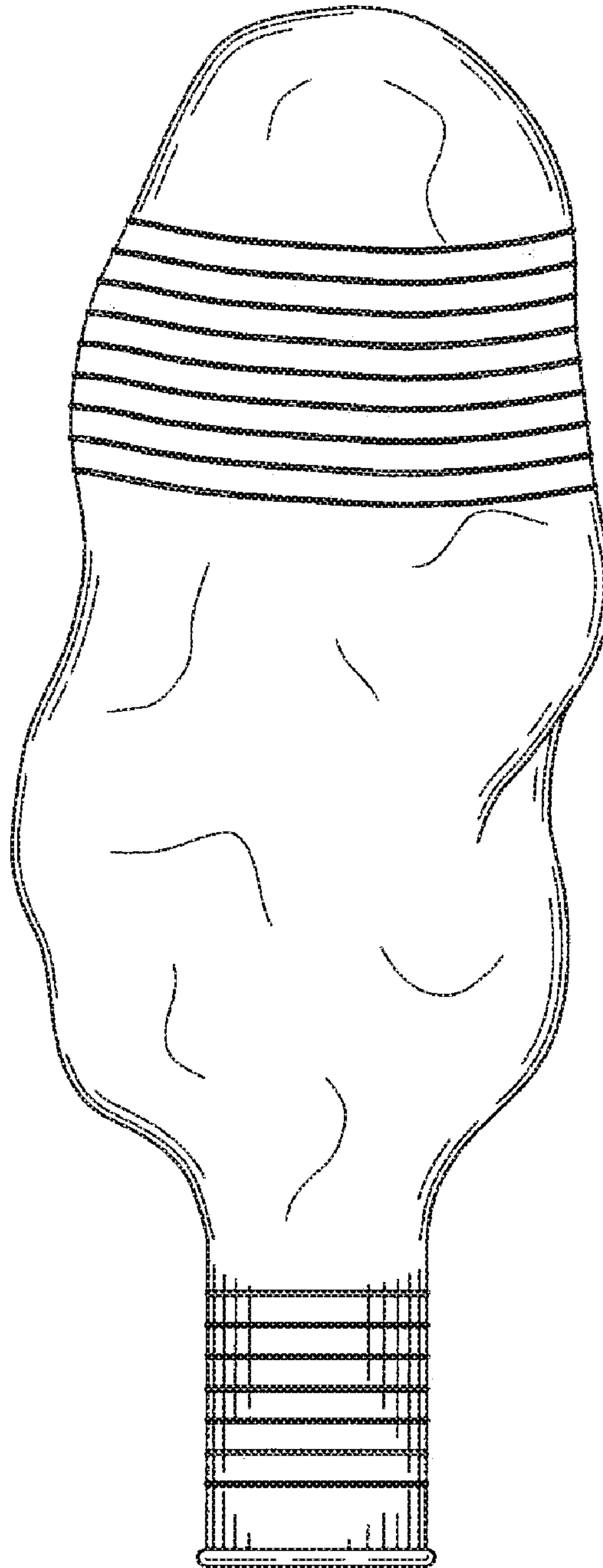


Fig. 6

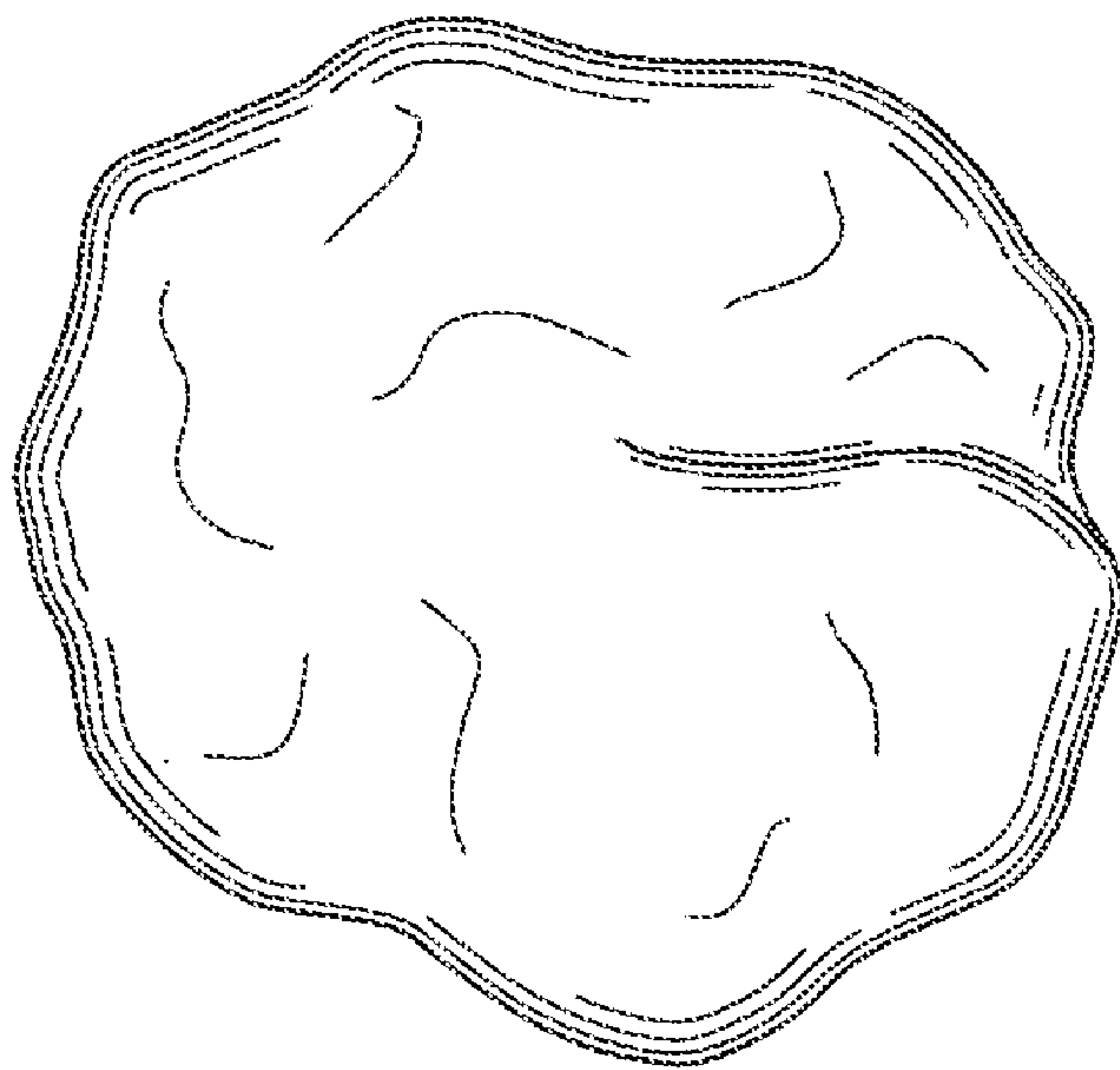


Fig. 7

