



US00D616955S

(12) **United States Design Patent**
Bowers, Jr.

(10) **Patent No.:** **US D616,955 S**
(45) **Date of Patent:** **** Jun. 1, 2010**

(54) **OCTAGONAL SIDED UNDER HAMMER
STYLE ACTION**

(76) **Inventor:** **Charles D. Bowers, Jr.**, 2261 Happy
Hill Rd., Lexington, NC (US) 27295

(**) **Term:** **14 Years**

(21) **Appl. No.:** **29/327,488**

(22) **Filed:** **Nov. 6, 2008**

(51) **LOC (9) Cl.** **22-01**

(52) **U.S. Cl.** **D22/103**

(58) **Field of Classification Search** D22/100,
D22/101, 103, 104, 108, 199; D21/572,
D21/573; 42/51, 69.01, 69.03

See application file for complete search history.

(56) **References Cited**

U.S. PATENT DOCUMENTS

3,780,464	A *	12/1973	Anderson	42/69.01
4,135,321	A *	1/1979	Lewallyn	42/83
5,408,776	A *	4/1995	Mahn et al.	42/51
7,150,121	B1 *	12/2006	Clay	42/69.01
2007/0163162	A1 *	7/2007	Laney et al.	42/51

* cited by examiner

Primary Examiner—T. Chase Nelson
Assistant Examiner—Michael A Pratt
(74) *Attorney, Agent, or Firm*—QuickPatents, Inc.; Kevin Prince

(57) **CLAIM**

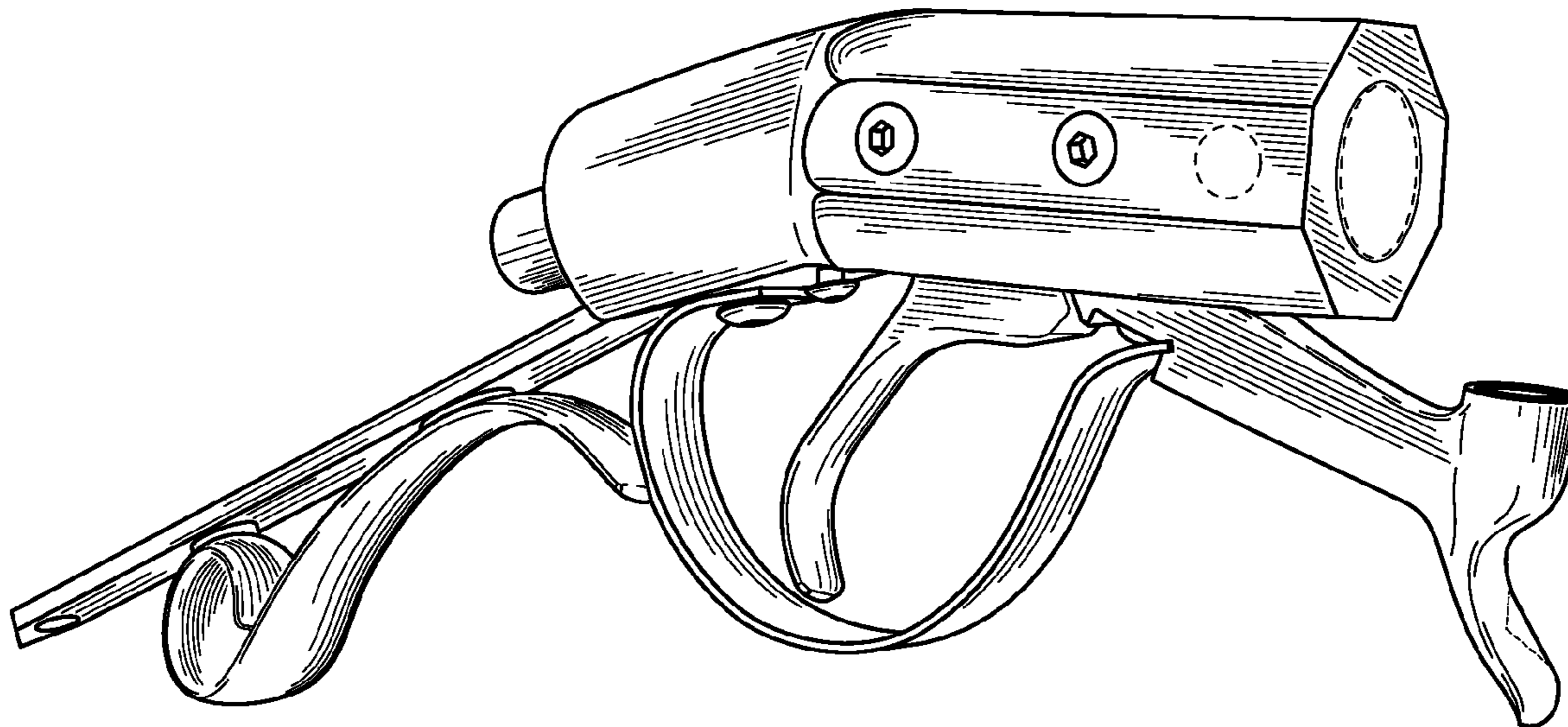
I claim the ornamental design for an octagonal sided under hammer style action, as shown and described.

DESCRIPTION

FIG. 1 is a perspective view of an octagonal sided under hammer style action, showing my new design;
FIG. 2 is a front elevational view of the invention;
FIG. 3 is a rear elevational view of the invention;
FIG. 4 is a left-side elevational view of the invention, the right-side elevational view being a mirror image thereof;
FIG. 5 is a top plan view of the invention; and,
FIG. 6 is a bottom plan view of the invention.

Portions of the design shown in broken lines in FIGS. 1–5 are included for the purpose of illustrating environment and form no part of the claimed design.

1 Claim, 2 Drawing Sheets



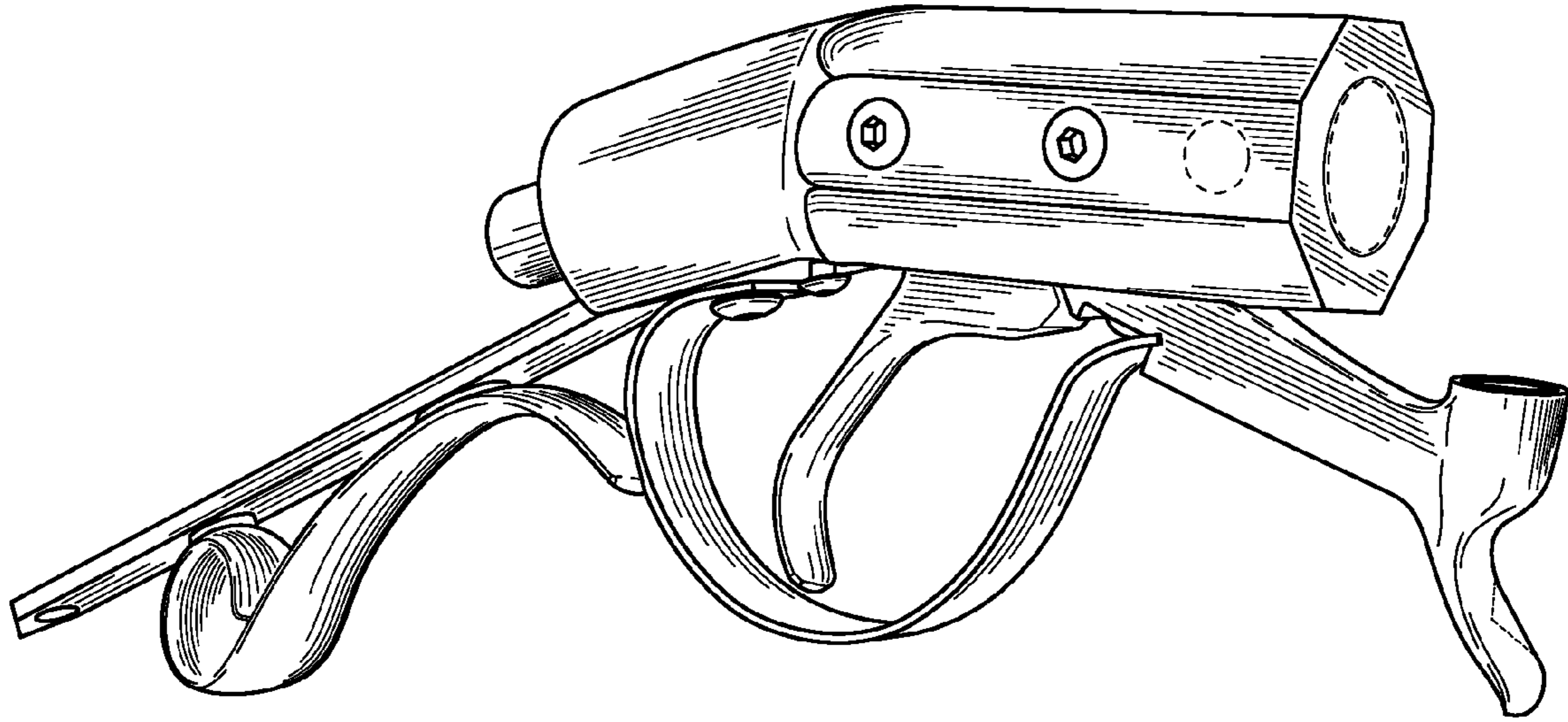


FIG. 1

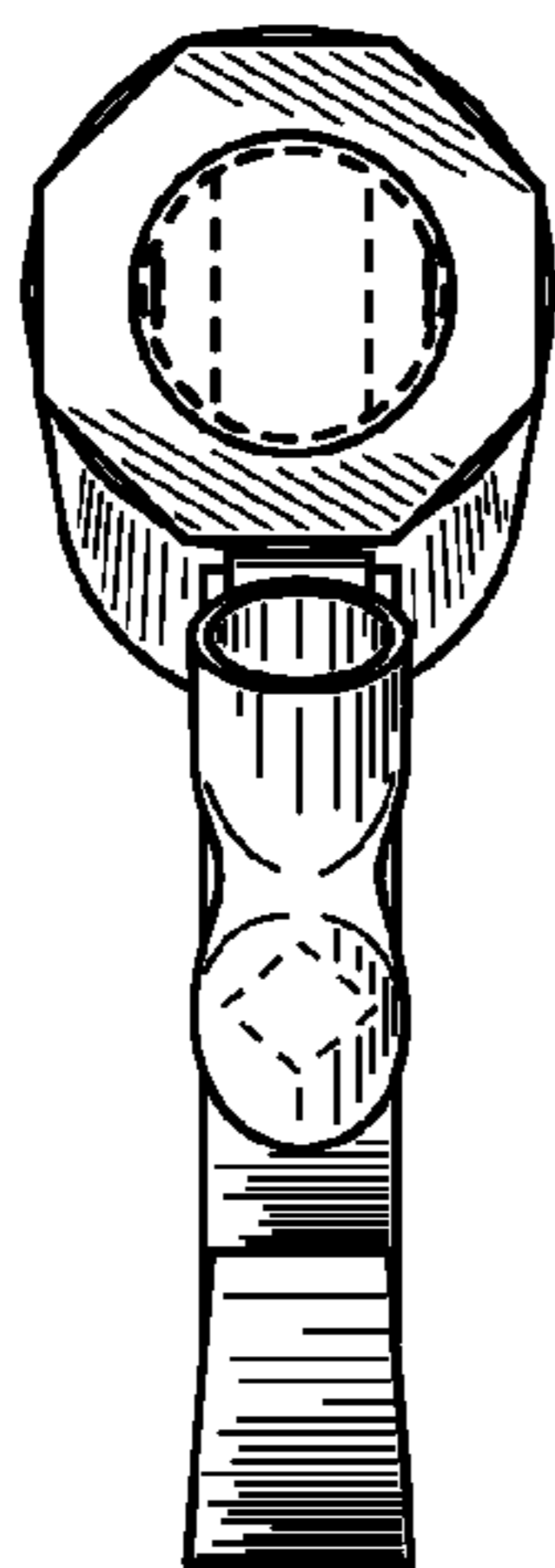


FIG. 2




FIG. 3

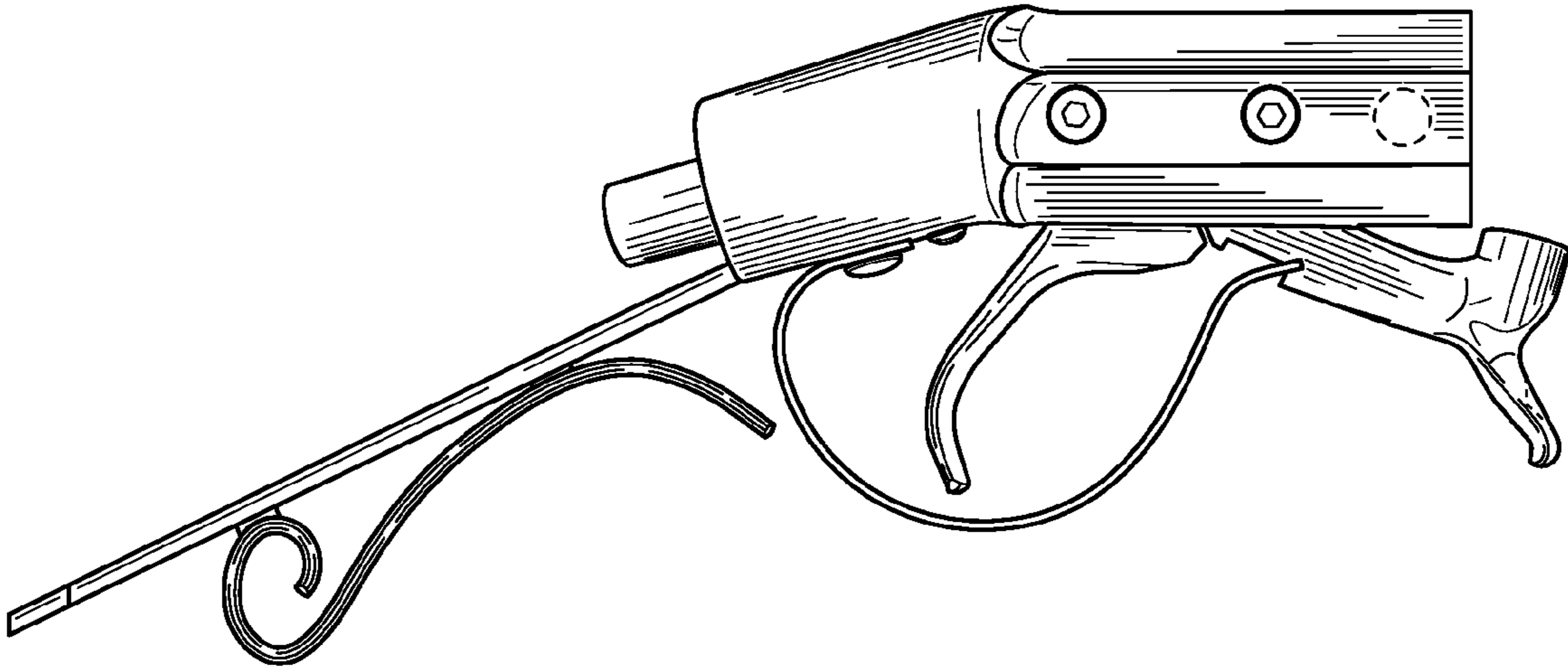


FIG. 4

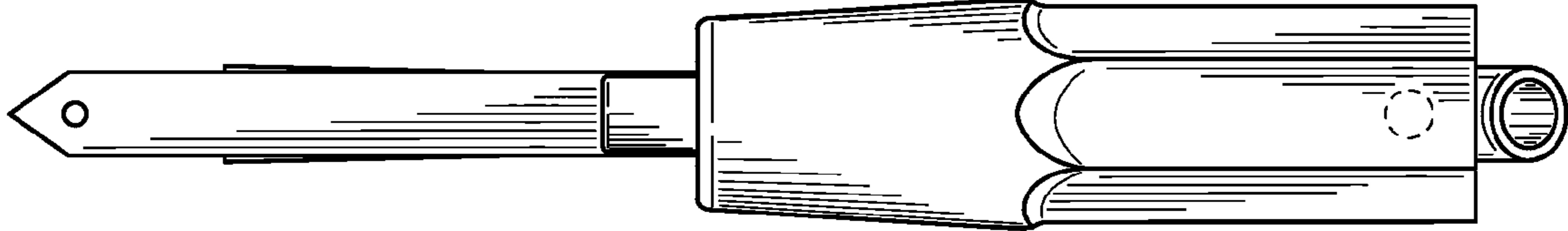


FIG. 5

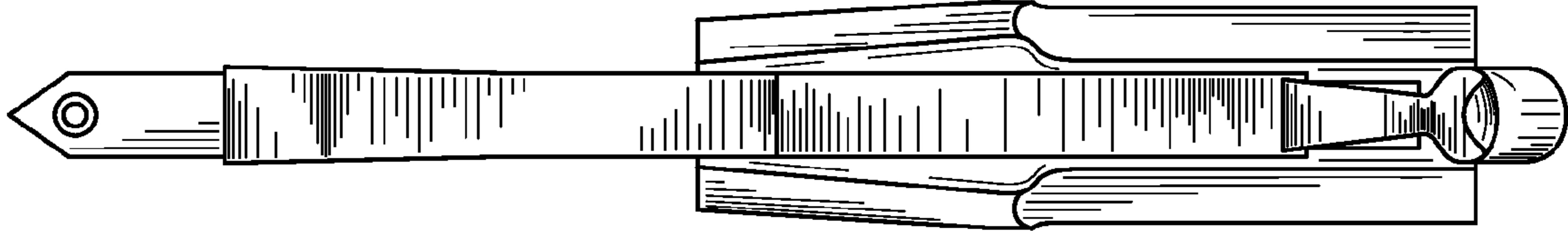


FIG. 6