



US00D616949S

(12) **United States Design Patent**  
**Wang**

(10) **Patent No.:** **US D616,949 S**  
(45) **Date of Patent:** **\*\* Jun. 1, 2010**

(54) **KETTLEBELL**

(76) Inventor: **Wen-Ching Wang**, No. 168, Lane 14, 6 Rd., Nan-Yang Rd., Sha-Lu Chen, Taichung Hsien (TW)

(\*\*) Term: **14 Years**

(21) Appl. No.: **29/340,880**

(22) Filed: **Jul. 27, 2009**

(51) **LOC (9) Cl.** ..... **21-02**

(52) **U.S. Cl.** ..... **D21/682**

(58) **Field of Classification Search** ..... D21/662, D21/678, 680, 681, 682, 684, 686, 694, 725, D21/729, 791; D8/300, 303; D7/393, 395; 482/141, 50, 82, 91, 92, 93, 95, 96, 106, 482/108, 109, 148, 44, 910; 473/125, 127  
See application file for complete search history.

(56) **References Cited**

**U.S. PATENT DOCUMENTS**

1,316,683	A *	9/1919	Calvert	.....	482/93
D149,869	S *	6/1948	Haney	.....	D3/258
3,785,642	A *	1/1974	Sterlicchi	.....	482/51
D242,865	S *	12/1976	Stamm	.....	D21/682
4,651,985	A *	3/1987	Salisbury	.....	482/122
4,659,079	A *	4/1987	Blanchard	.....	473/60
5,085,320	A *	2/1992	Scott	.....	206/315.9
6,387,022	B1 *	5/2002	Smith	.....	482/106
6,709,371	B2 *	3/2004	Wu	.....	482/108

D522,594	S *	6/2006	Donahue et al.	.....	D21/682
7,381,157	B2 *	6/2008	Blateri	.....	482/50
7,491,157	B1 *	2/2009	Lin	.....	482/108
7,563,208	B1 *	7/2009	Chen	.....	482/93
2006/0035767	A1 *	2/2006	Ekhaus	.....	482/108
2007/0135274	A1 *	6/2007	Blateri	.....	482/109
2008/0081744	A1 *	4/2008	Gormley	.....	482/93
2009/0093348	A1 *	4/2009	Wang	.....	482/93

\* cited by examiner

*Primary Examiner*—Philip S Hyder

*Assistant Examiner*—Susan E Krakower

(74) *Attorney, Agent, or Firm*—Marger Johnson & McCollom, P.C.

(57) **CLAIM**

The ornamental design for kettlebell, as shown and described.

**DESCRIPTION**

FIG. 1 is a perspective view of kettlebell showing my new design;

FIG. 2 is a front elevational view thereof;

FIG. 3 is a rear elevational view thereof;

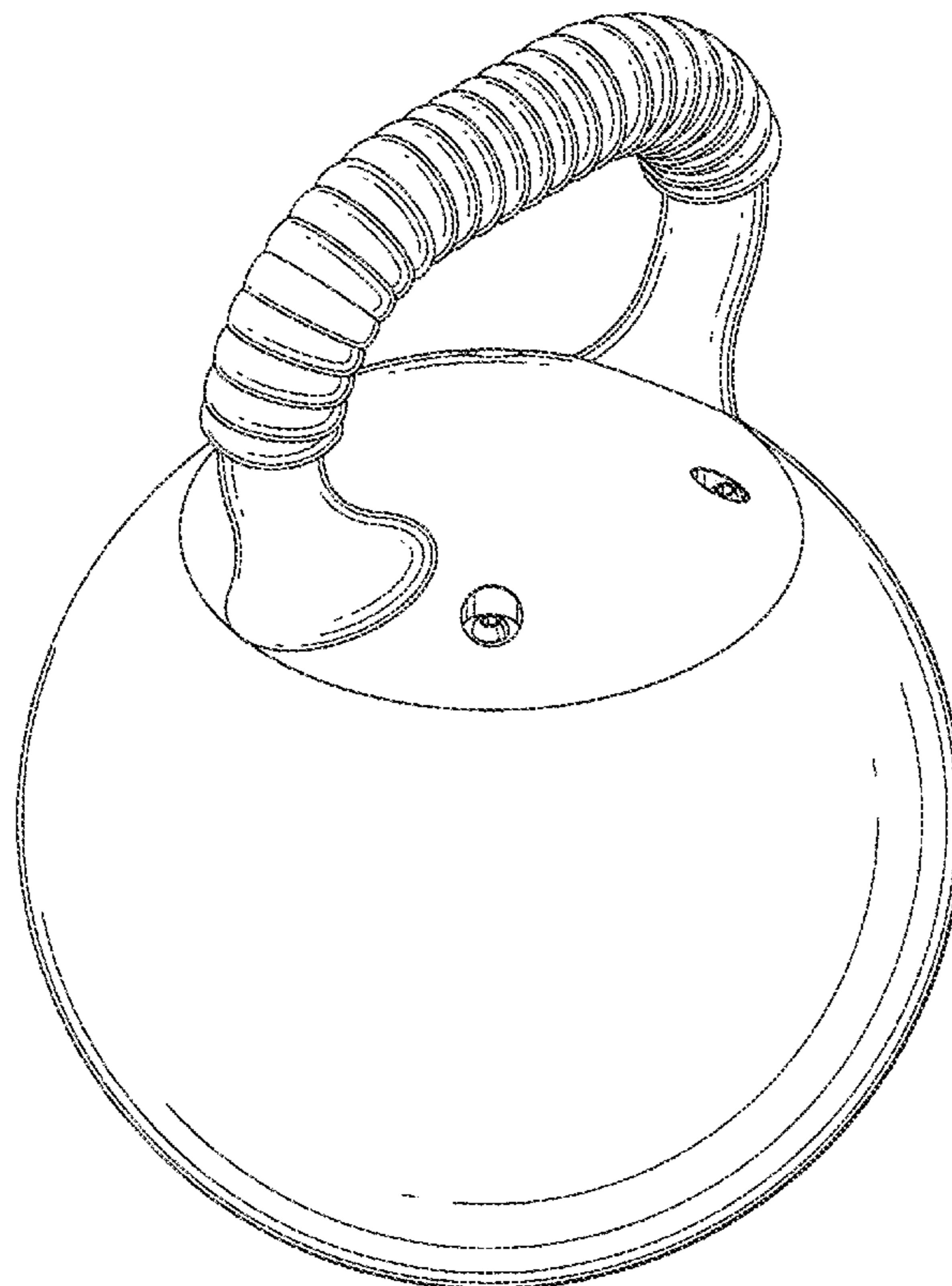
FIG. 4 is a left side elevational view thereof;

FIG. 5 is a right side elevational view thereof;

FIG. 6 is a top plan view thereof; and,

FIG. 7 is a bottom plan view thereof.

**1 Claim, 7 Drawing Sheets**



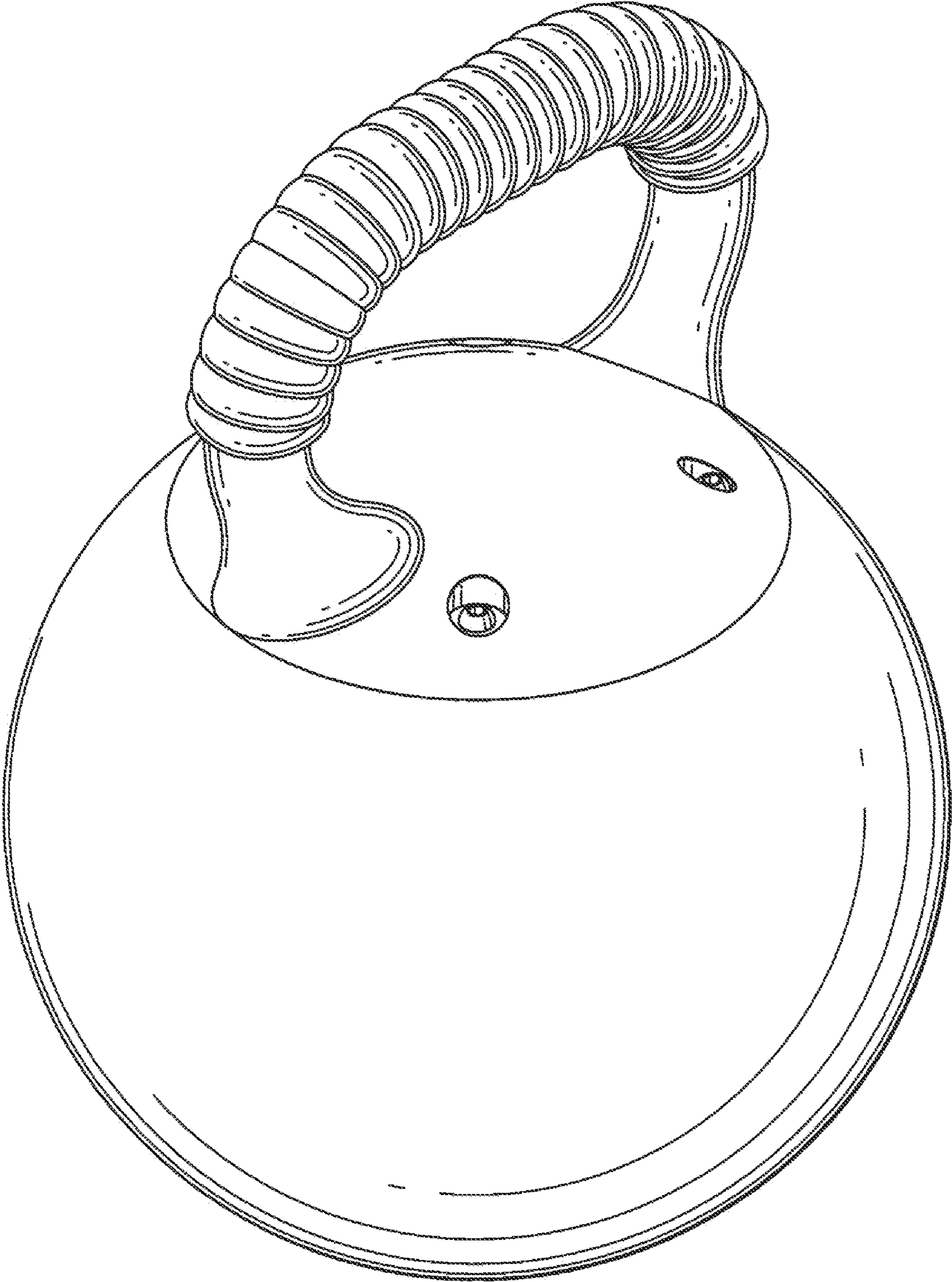


FIG. 1

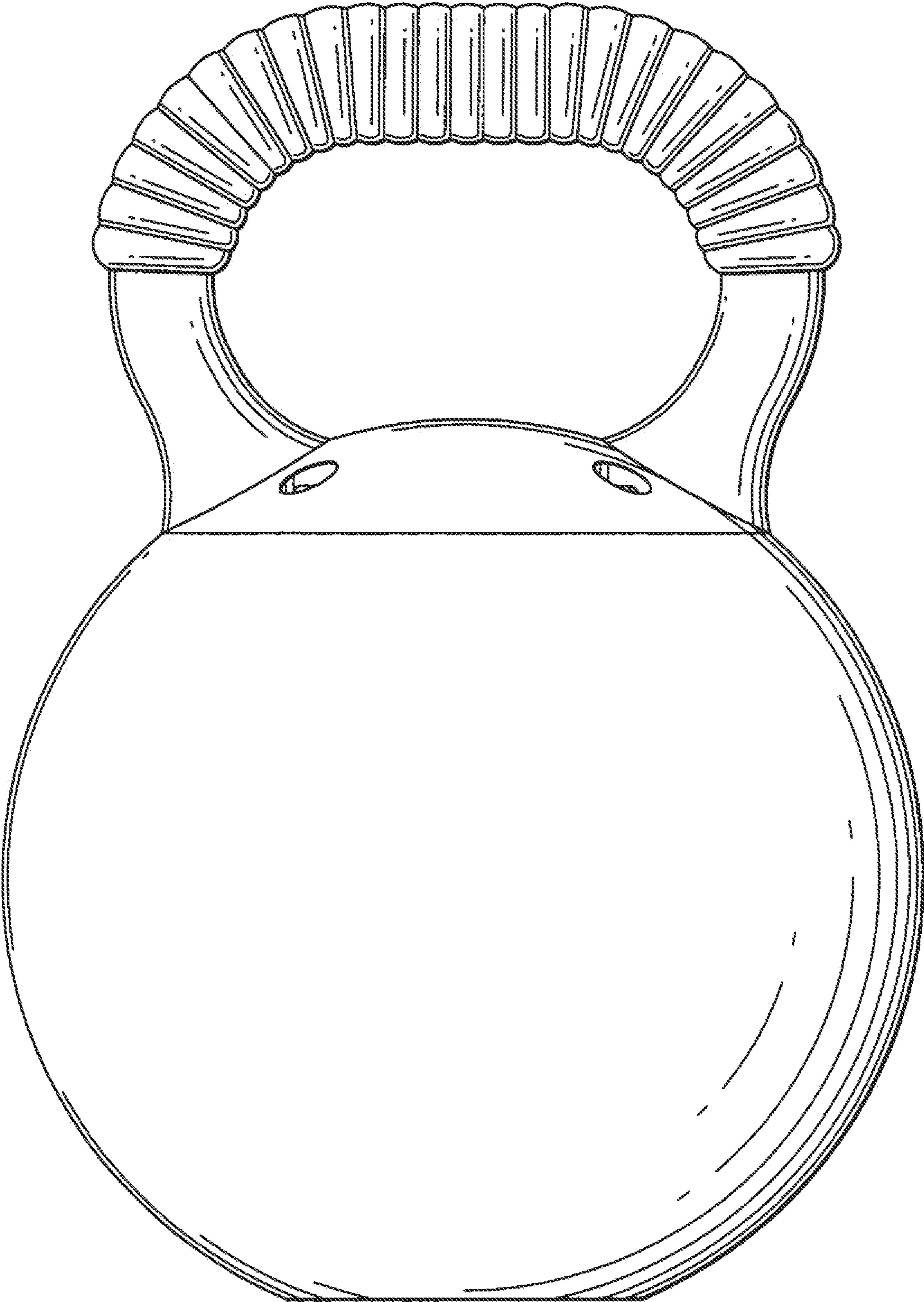


FIG. 2

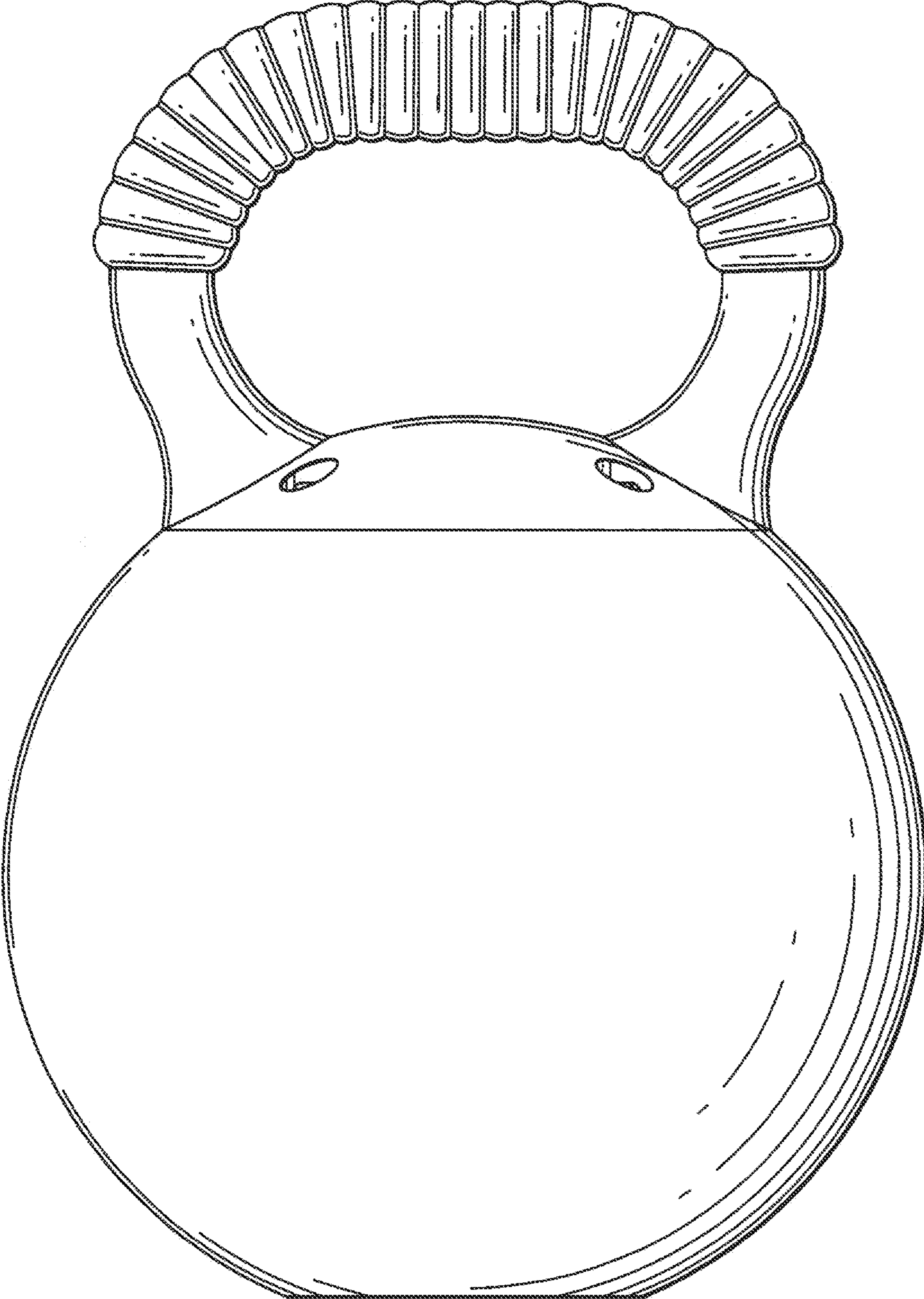


FIG. 3




FIG. 4




FIG. 5

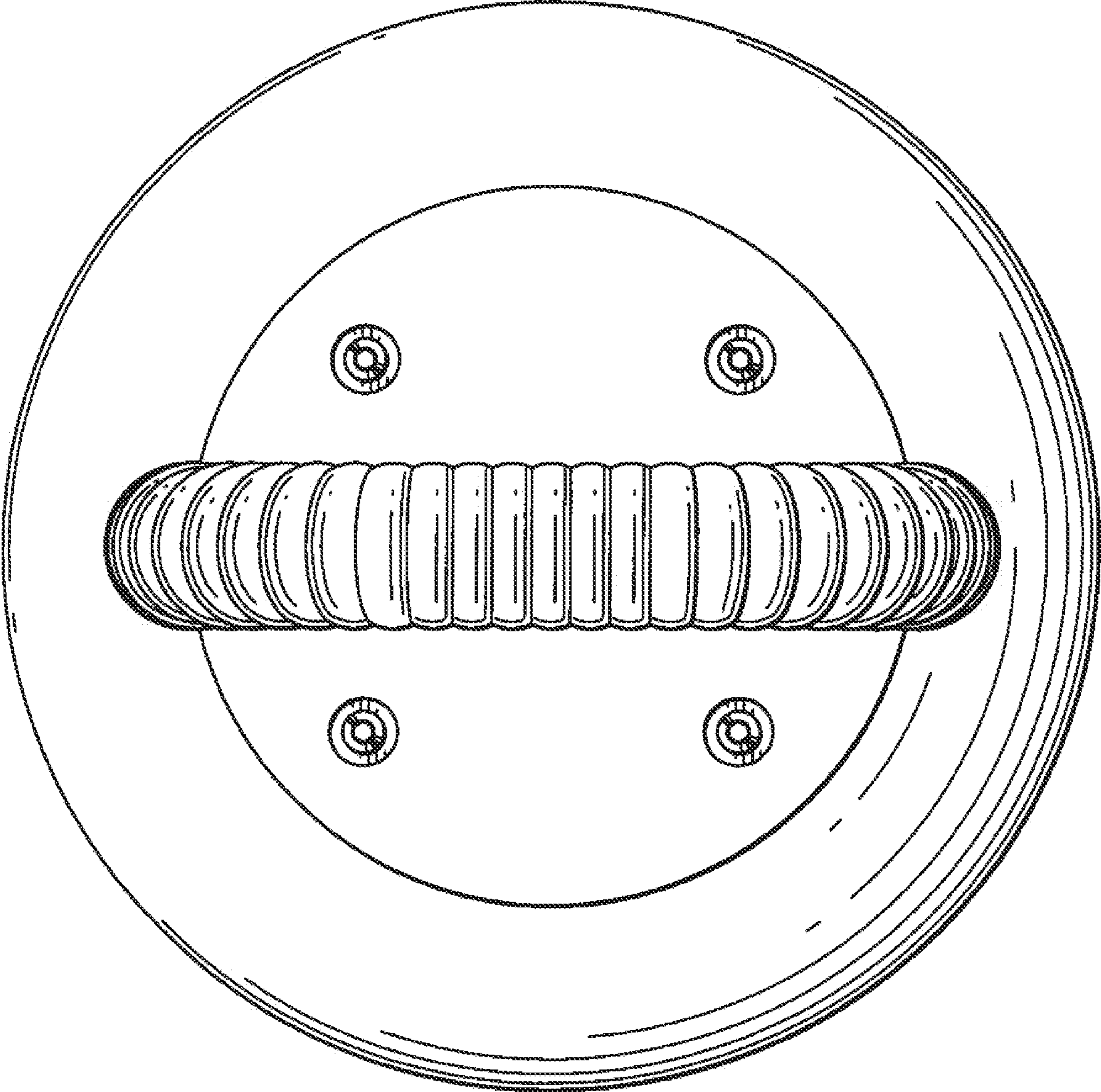


FIG. 6

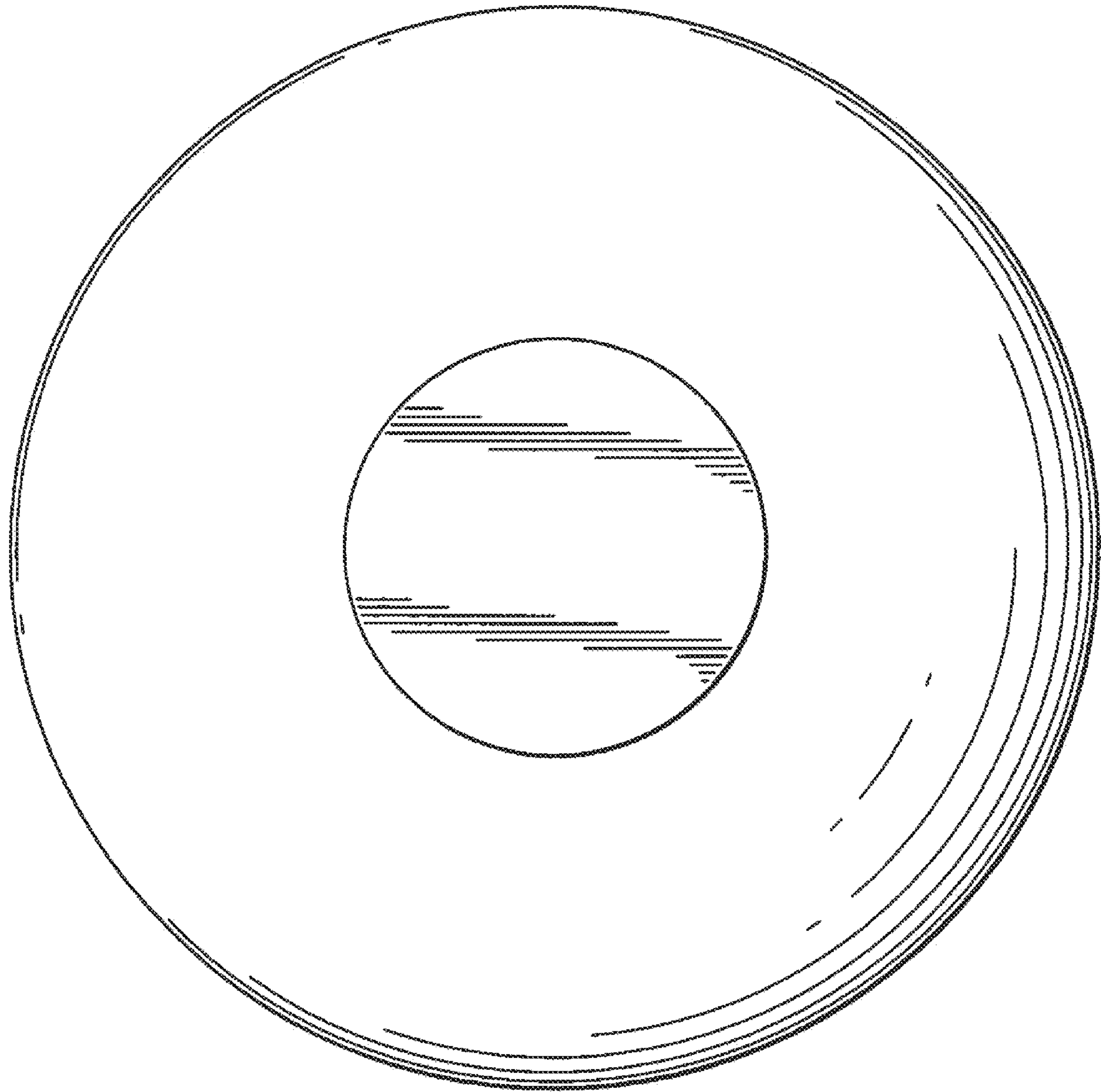


FIG. 7