



US00D616937S

(12) **United States Design Patent**
Liu

(10) **Patent No.:** **US D616,937 S**
(45) **Date of Patent:** **** *Jun. 1, 2010**

(54) **HIGHLIGHTER**

(75) Inventor: **Luosen Liu**, Ningbo (CN)

(73) Assignee: **Beifa Group Co., Ltd.**, Ningbo (CN)

(*) Notice: This patent is subject to a terminal disclaimer.

(**) Term: **14 Years**

(21) Appl. No.: **29/338,162**

(22) Filed: **Jun. 5, 2009**

(30) **Foreign Application Priority Data**

Dec. 10, 2008 (CN) 2008 3 0351426

(51) **LOC (9) Cl.** **19-06**

(52) **U.S. Cl.** **D19/49**

(58) **Field of Classification Search** D19/35,
D19/36, 41-51, 53-57; 24/11 F, 11 P, 11 R;
401/34, 35, 52, 99, 104-109, 192, 195, 196;
D26/37

See application file for complete search history.

(56) **References Cited**

U.S. PATENT DOCUMENTS

D81,248 S *	5/1930	Larsen	D19/49
D131,281 S *	2/1942	Bauer	D19/57
2,374,065 A *	4/1945	Worthington	401/173
D145,870 S *	11/1946	Green et al.	D19/49
D147,847 S *	11/1947	Gittleson	D9/504
D258,218 S	2/1981	Oka		
D267,982 S *	2/1983	Kennedy	D28/5
D287,373 S	12/1986	Regnault		
D311,550 S	10/1990	Yazaki		
D326,868 S *	6/1992	Nitta	D19/49
D331,940 S *	12/1992	Shirai et al.	D19/51
D344,936 S *	3/1994	Gilpin et al.	D14/431
D363,084 S *	10/1995	Hollington	D19/51
D369,183 S *	4/1996	Yoshida	D19/49
D405,826 S *	2/1999	Worther	D19/49
D447,173 S *	8/2001	Yoon	D19/43
D448,407 S *	9/2001	Huang	D19/43

D463,495 S *	9/2002	Sasada	D19/66
D464,374 S *	10/2002	Reichmann	D19/43
6,599,045 B1 *	7/2003	Kolb	401/52
6,626,600 B1 *	9/2003	Brand et al.	401/202
D566,175 S *	4/2008	Qiu et al.	D19/44
D568,932 S *	5/2008	Qiu et al.	D19/43

OTHER PUBLICATIONS

Liu, L., "Pen," U.S. Appl. No. 29/326,691, filed Oct. 22, 2008.

(Continued)

Primary Examiner—Elizabeth A Albert

(74) *Attorney, Agent, or Firm*—Christensen O'Connor Johnson Kindness PLLC

(57) **CLAIM**

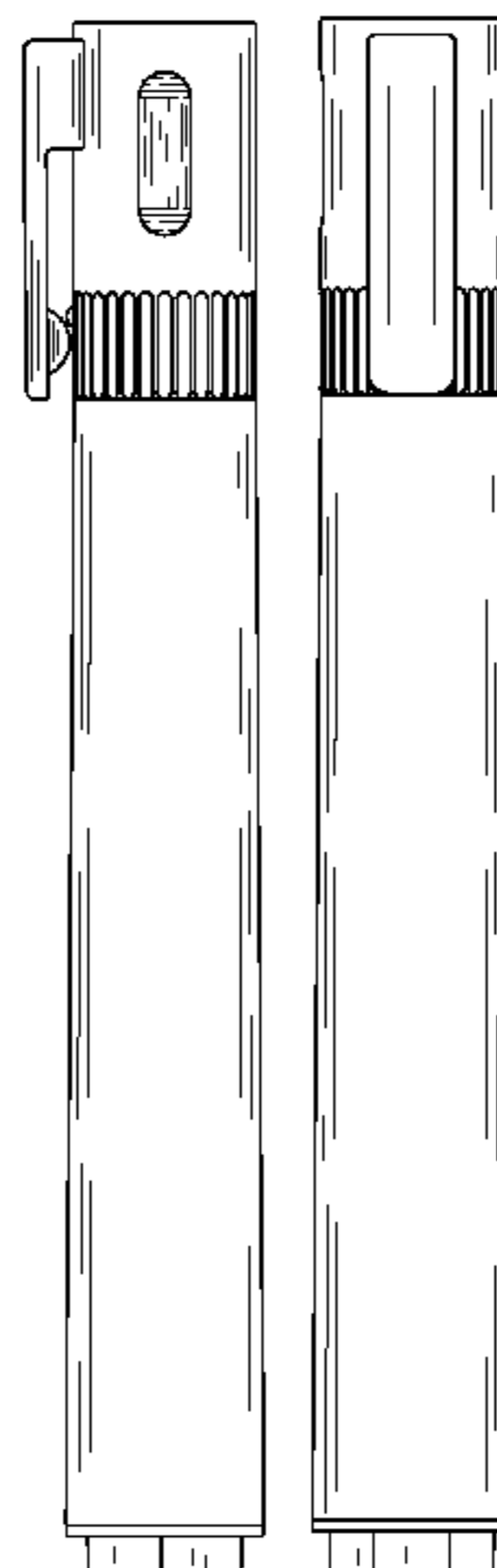
The ornamental design for a highlighter, as shown and described.

DESCRIPTION

FIG. 1 is an upper front right perspective view of a highlighter showing my new design;
FIG. 2 is a right side elevation view thereof;
FIG. 3 is an enlarged top plan view thereof;
FIG. 4 is a front elevation view thereof;
FIG. 5 is a left side elevation view thereof;
FIG. 6 is an enlarged bottom plan view thereof; and,
FIG. 7 is a rear elevation view thereof.

The broken lines showing portions of the top and clip in FIG. 3 are included for the purpose of illustrating environment and form no part of the claimed design.

1 Claim, 3 Drawing Sheets



OTHER PUBLICATIONS

Liu, L., "Pen," U.S. Appl. No. 29/326,693, filed Oct. 22, 2008.
Liu, L., "Pen," U.S. Appl. No. 29/329,140, filed Dec. 9, 2008.
Liu, L., "Pen," U.S. Appl. No. 29/329,142, filed Dec. 9, 2008.

Liu, L., "Pen," U.S. Appl. No. 29/338,578, filed Jun. 15, 2009.

Ma, Q., "Pen," U.S. Appl. No. 29/326,694, filed Oct. 22, 2008.

* cited by examiner

Fig. 1.



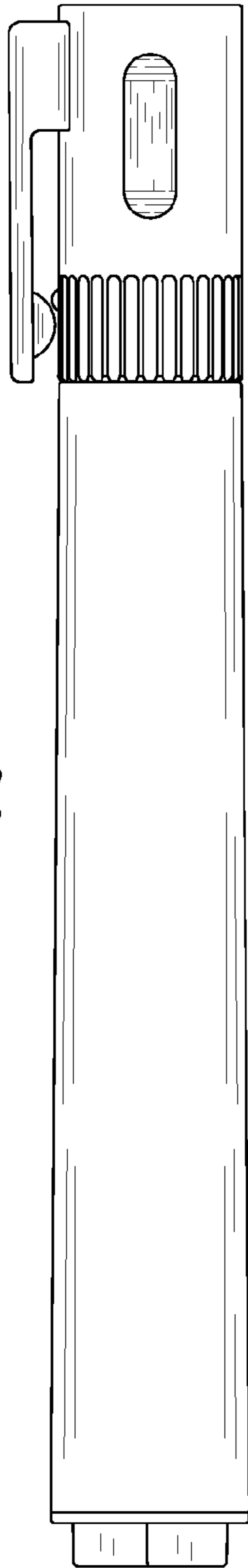


Fig. 2.

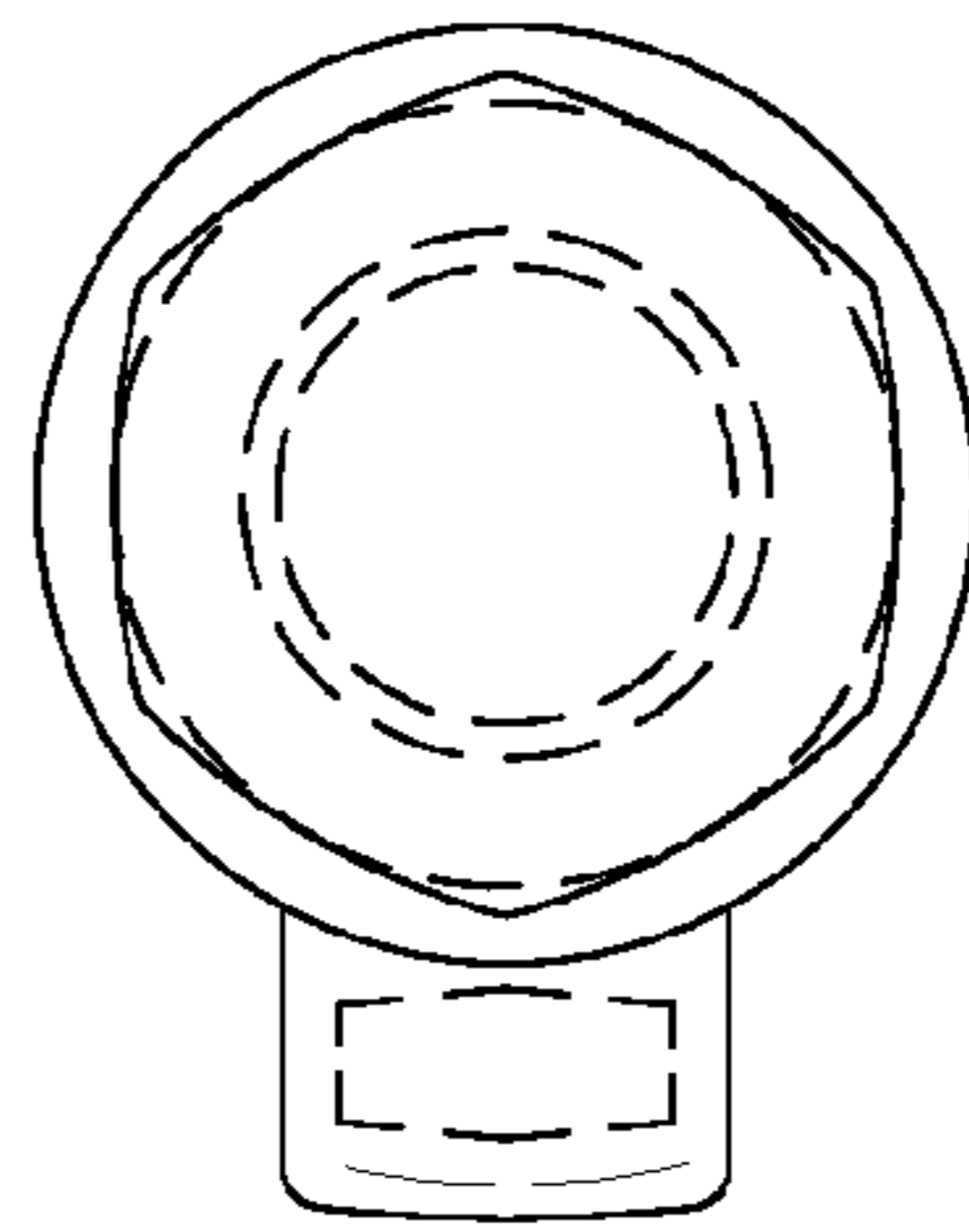


Fig. 3.

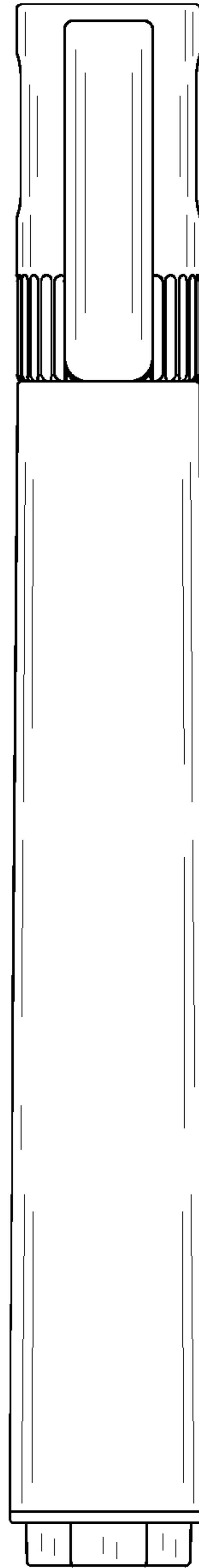


Fig. 4.

Fig. 5.

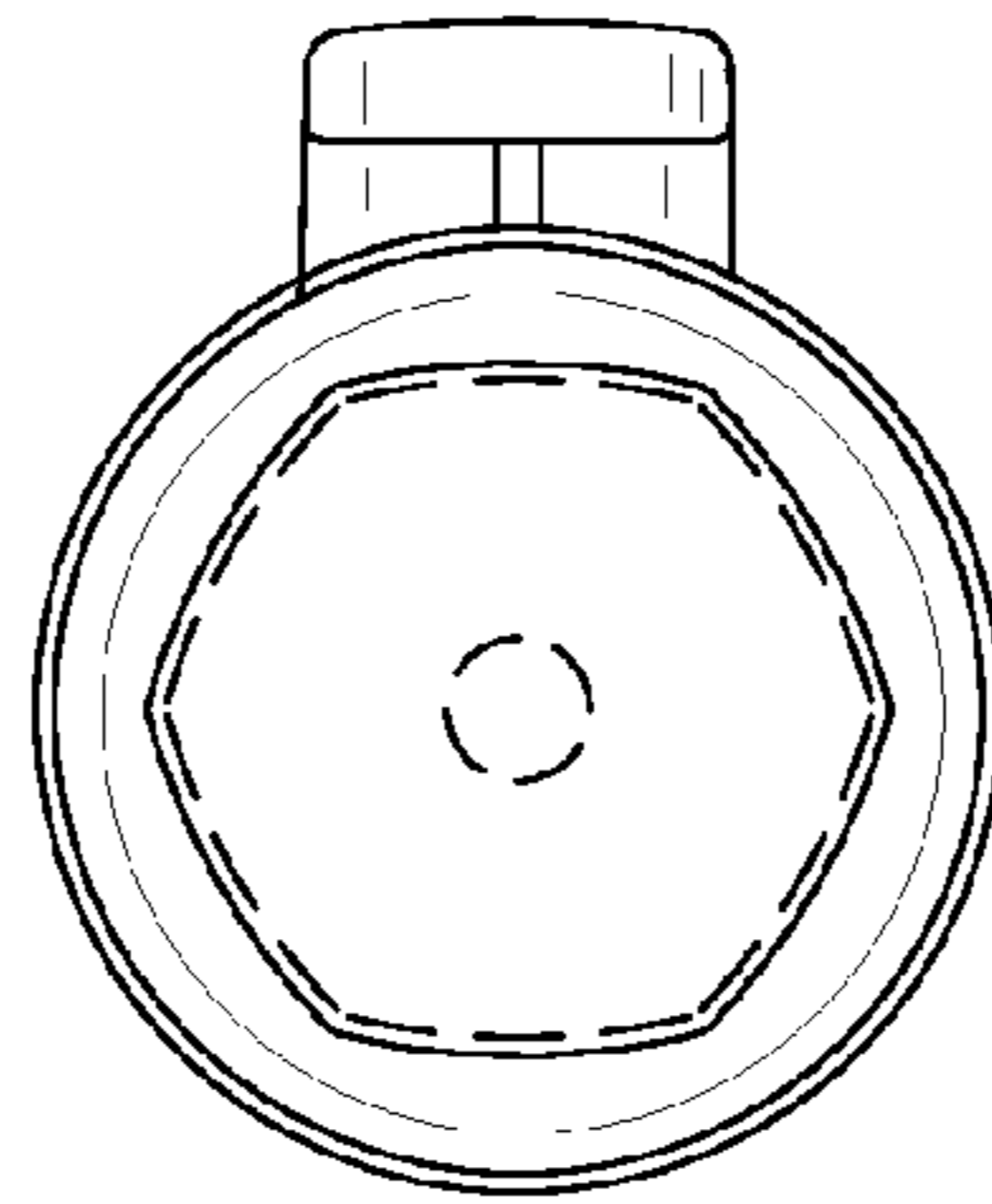
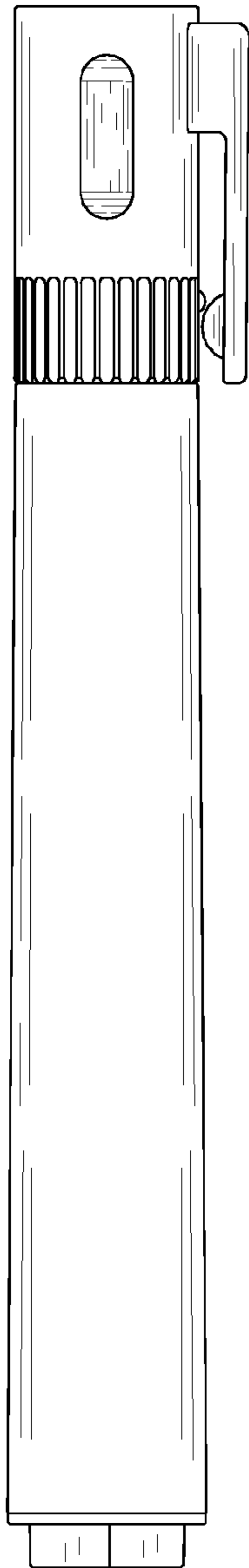


Fig. 6.

Fig. 7.

