



US00D616935S

(12) **United States Design Patent**
Zhang

(10) **Patent No.:** **US D616,935 S**
(45) **Date of Patent:** **** Jun. 1, 2010**

(54) **PEN**
(75) Inventor: **Binhui Zhang**, Ningbo (CN)
(73) Assignee: **Beifa Group Co., Ltd.**, Ningbo (CN)
(**) Term: **14 Years**
(21) Appl. No.: **29/338,587**
(22) Filed: **Jun. 15, 2009**

D580,493 S * 11/2008 Fei D19/49
D592,245 S * 5/2009 Yu et al. D19/47
D596,230 S 7/2009 Tan
D601,195 S * 9/2009 Wang D19/48
D601,627 S 10/2009 Liu
D602,086 S 10/2009 Liu
D605,700 S 12/2009 Ma
D607,511 S 1/2010 Liu
D607,934 S 1/2010 Liu
D609,744 S * 2/2010 Rathod D19/48
D610,615 S 2/2010 Li
D611,096 S 3/2010 Liu

(30) **Foreign Application Priority Data**
Dec. 15, 2008 (CN) 2008 3 0349545

FOREIGN PATENT DOCUMENTS

DE DM/062860 1/2003

(51) **LOC (9) Cl.** **19-06**
(52) **U.S. Cl.** **D19/48**
(58) **Field of Classification Search** D19/35,
D19/36, 41-51, 53-57; 24/11 F, 11 P, 11 R;
401/52, 99, 100, 104-109, 192, 195, 196
See application file for complete search history.

* cited by examiner

Primary Examiner—Elizabeth A Albert
(74) *Attorney, Agent, or Firm*—Christensen O'Connor
Johnson Kindness PLLC

(56) **References Cited**

(57) **CLAIM**

The ornamental design for a pen, as shown and described.

U.S. PATENT DOCUMENTS

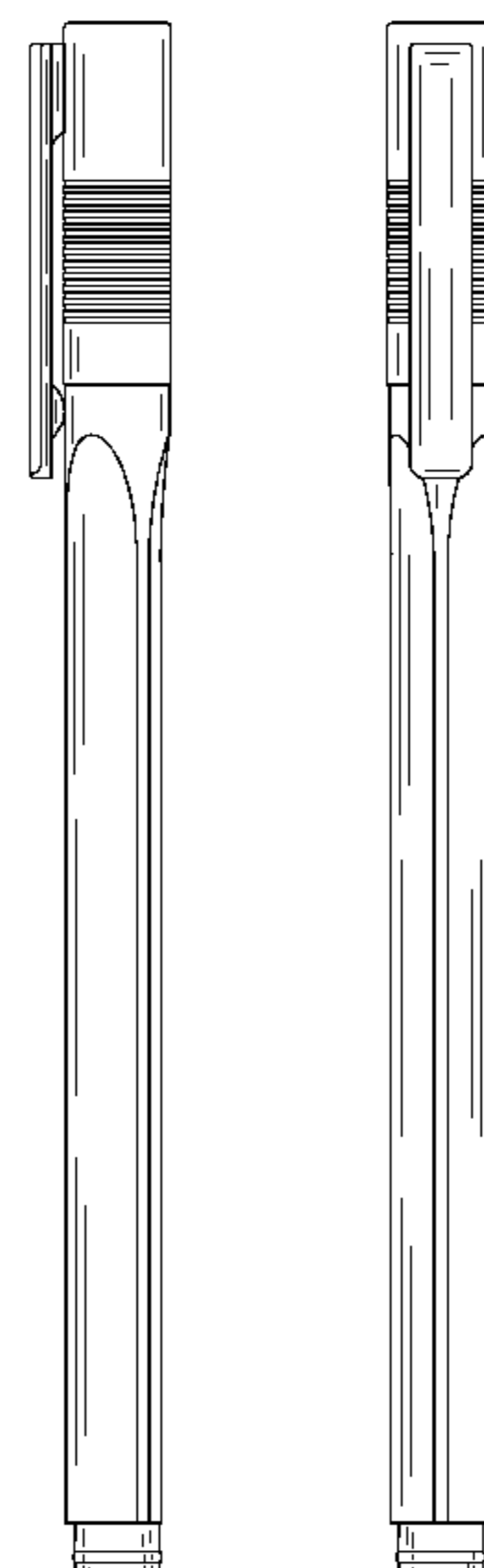
DESCRIPTION

D181,951 S * 1/1958 Young D19/49
D188,972 S * 10/1960 Young D19/49
D325,221 S 4/1992 Ito
D330,565 S 10/1992 Dallaire
D338,686 S 8/1993 Ito
D357,699 S 4/1995 Takanashi
D444,498 S 7/2001 Izushima
D448,407 S * 9/2001 Huang D19/43
D478,350 S 8/2003 Furlong
D491,983 S 6/2004 Izushima
D508,077 S 8/2005 Bhavnani
D540,864 S * 4/2007 Kato D19/43
D544,034 S 6/2007 Qiu
D545,366 S * 6/2007 Ternovits D19/51
D562,396 S 2/2008 Qiu
D568,932 S 5/2008 Qiu
D578,572 S 10/2008 Qiu

FIG. 1 is an upper front right perspective view of a pen showing my new design;
FIG. 2 is a right side elevation view thereof;
FIG. 3 is an enlarged top plan view thereof;
FIG. 4 is a front elevation view thereof;
FIG. 5 is a left side elevation view thereof;
FIG. 6 is an enlarged bottom plan view thereof; and,
FIG. 7 is a rear elevation view thereof.

The broken line showing of part of the bottom in FIG. 6 is included for the purpose of illustrating environment and forms no part of the claimed design.

1 Claim, 3 Drawing Sheets



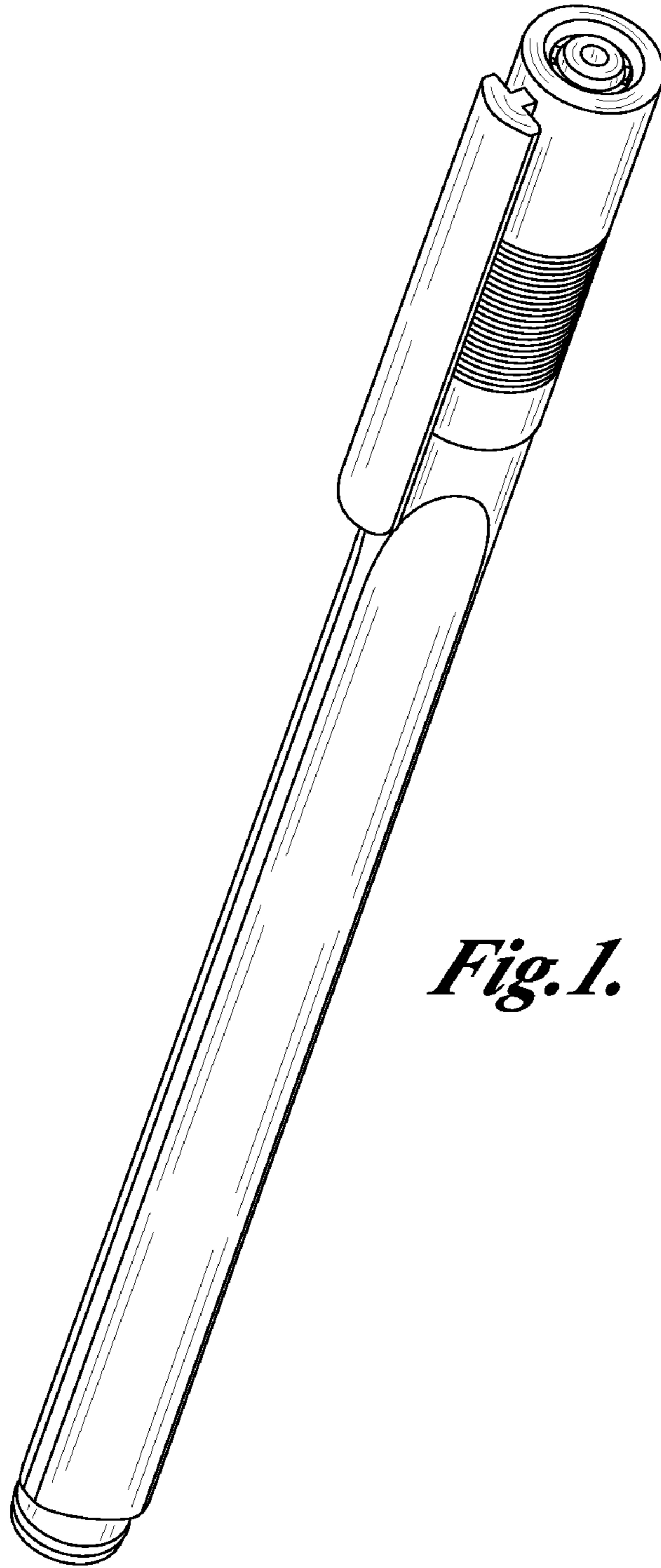


Fig. 1.

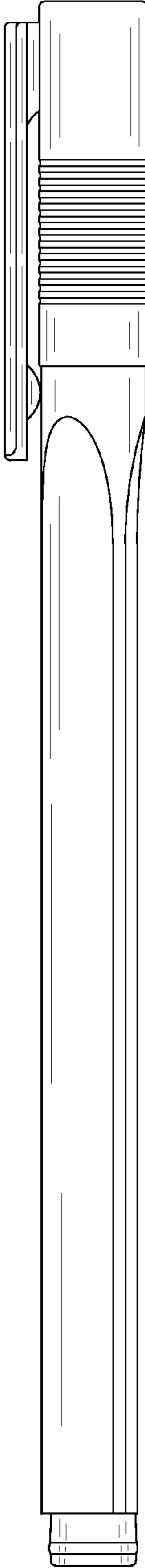


Fig. 2.

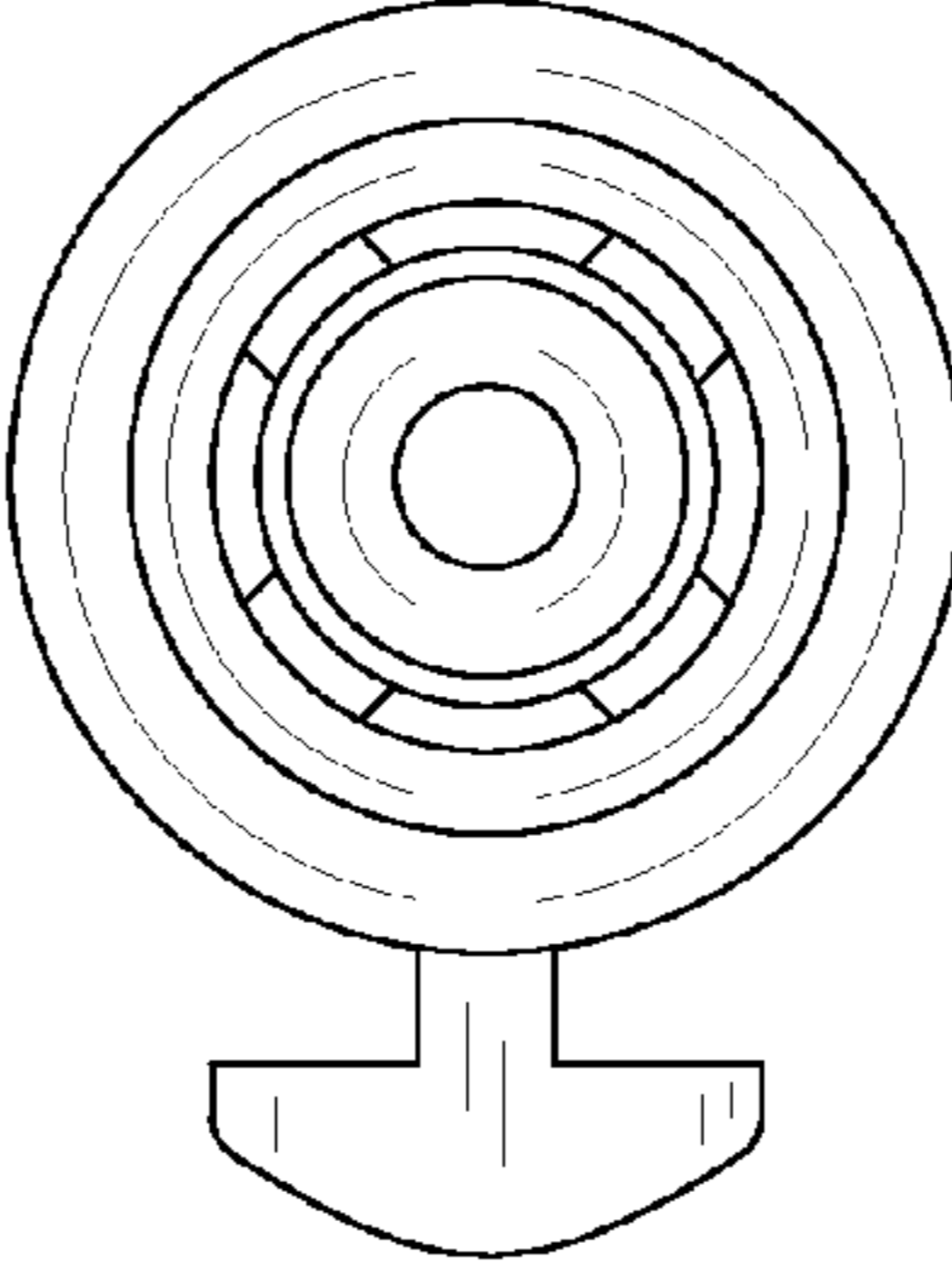


Fig. 3.

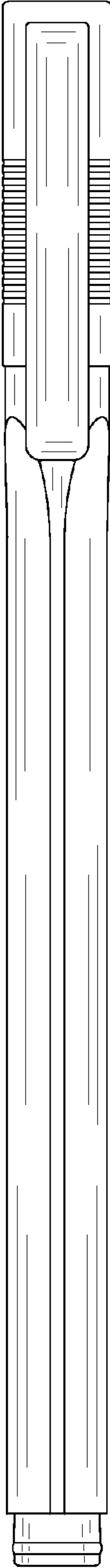


Fig. 4.

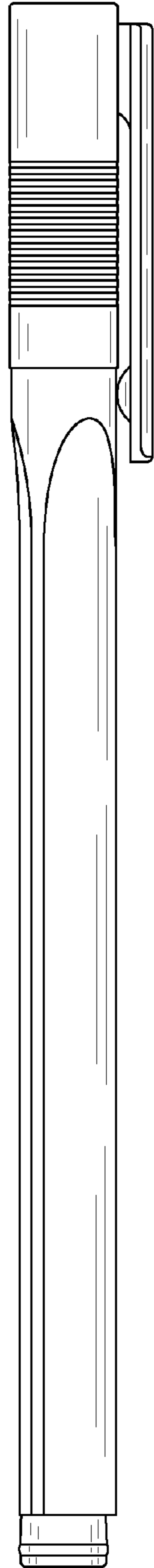


Fig. 5.

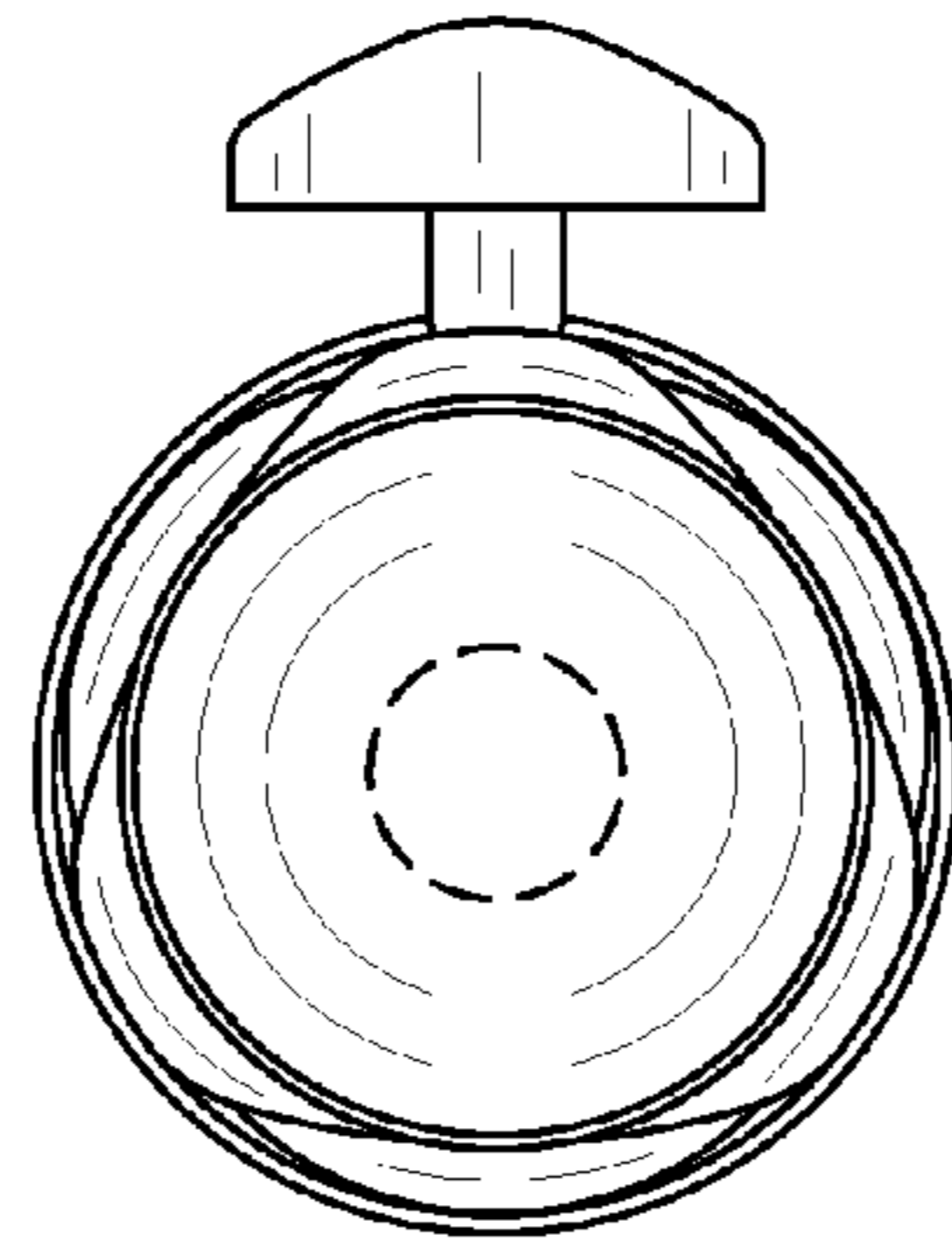


Fig. 6.

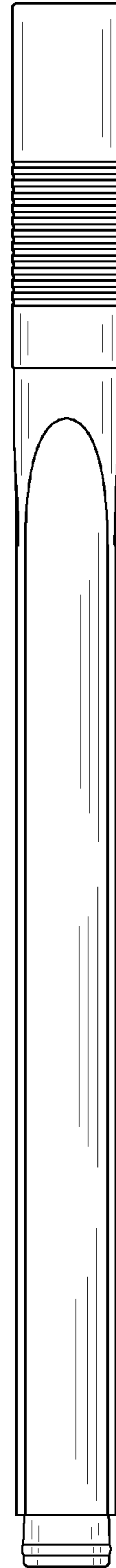


Fig. 7.

UNITED STATES PATENT AND TRADEMARK OFFICE
CERTIFICATE OF CORRECTION

PATENT NO. : Des. 616,935 S
APPLICATION NO. : 29/338587
DATED : June 1, 2010
INVENTOR(S) : B. Zhang


Page 1 of 1

It is certified that error appears in the above-identified patent and that said Letters Patent is hereby corrected as shown below:

Item (57) Pg. 1, col. 2	Description, line 9	“The broken line showing of part of the bottom” should read --The broken line showing part of the bottom--
----------------------------	------------------------	---

Signed and Sealed this

Thirtieth Day of November, 2010



David J. Kappos
Director of the United States Patent and Trademark Office