



US00D616933S

(12) **United States Design Patent**
Tegtmeyer

(10) **Patent No.:** **US D616,933 S**
(45) **Date of Patent:** **** Jun. 1, 2010**

(54) **ARCHED POCKET IDENTIFIER CARD**

(75) Inventor: **Rebecca Tegtmeyer**, Raleigh, NC (US)

(73) Assignee: **Hallmark Cards, Incorporated**, Kansas City, MO (US)

(**) Term: **14 Years**

(21) Appl. No.: **29/305,012**

(22) Filed: **Mar. 11, 2008**

(51) **LOC (9) Cl.** **19-80**

(52) **U.S. Cl.** **D19/10**

(58) **Field of Classification Search** D19/1-34,
D19/88; 40/124.01-124.15, 672, 661, 726,
40/776, 617; 283/72, 74, 75, 103, 105, 106;
206/449; D21/385; D20/10, 22, 27, 40,
D20/42, 11, 23; D14/435-437; D3/247;
D24/22, 225; D28/83

See application file for complete search history.

(56) **References Cited**

U.S. PATENT DOCUMENTS

4,150,844	A	*	4/1979	Yoshizawa	D19/26
D419,196	S	*	1/2000	Lewis et al.	D20/23
D439,042	S	*	3/2001	Lau	D3/247
D453,533	S	*	2/2002	Yocum	D20/22
D468,441	S	*	1/2003	Pham	D24/225
D480,754	S	*	10/2003	Berger	D19/1
D483,911	S	*	12/2003	Prince et al.	D28/83
D510,384	S	*	10/2005	Allen et al.	D19/10
D526,018	S	*	8/2006	Salander et al.	D19/26

D586,390	S	*	2/2009	Stockstill et al.	D19/26
D588,635	S	*	3/2009	Stockstill et al.	D19/26
D599,400	S	*	9/2009	Lapsker	D19/26
D599,856	S	*	9/2009	Chen et al.	D19/88

* cited by examiner

Primary Examiner—T. Chase Nelson

Assistant Examiner—David G Muller

(74) *Attorney, Agent, or Firm*—Shook, Hardy & Bacon, L.L.P.

(57) **CLAIM**

The ornamental design for a arched pocket identifier card, as shown and described.

DESCRIPTION

FIG. 1 is a front perspective view of an embodiment of an arched pocket identifier card of the present invention;


FIG. 2 is a front elevation view thereof; and,

FIG. 3 is a rear elevation view thereof.

The horizontal lines on the claimed portion of the design are not surface treatment but are surface shading to indicate the item is opaque.

This design is not limited to the exact details shown in the drawings, since equivalents and colorable imitations thereof will be evident to a person of ordinary skill in the art. Thus, within the scope of the following claim, which covers the ornamental and novel elements shown in the several views of the drawing, the invention may be practiced otherwise than as specifically shown and described herein.

1 Claim, 1 Drawing Sheet



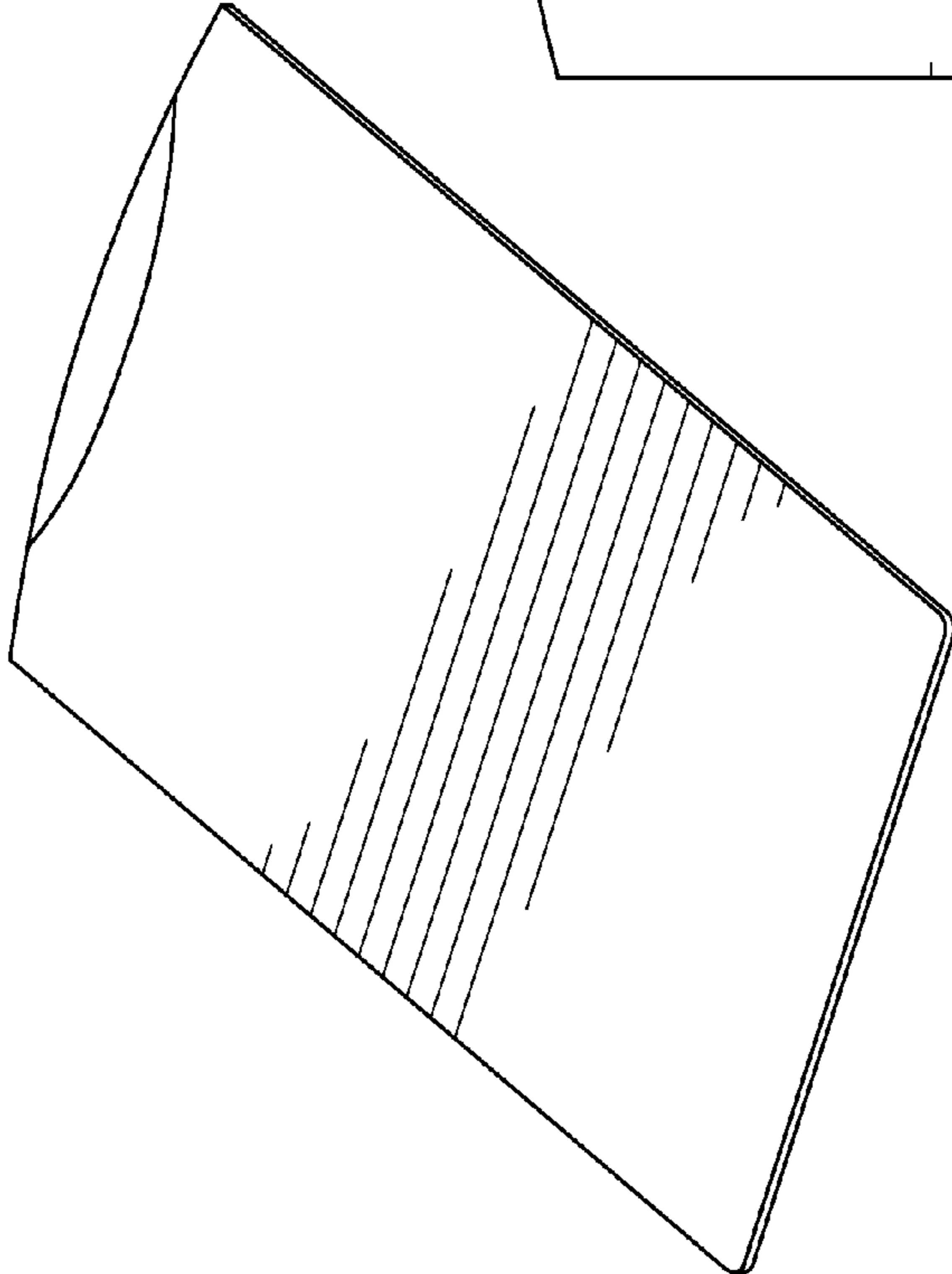


FIG. 1.




FIG. 2.




FIG. 3.