



US00D616867S

(12) **United States Design Patent**  
**Ito**

(10) **Patent No.:** **US D616,867 S**  
(45) **Date of Patent:** **\*\* Jun. 1, 2010**

(54) **AUDIO MIXER**

(75) Inventor: **Masafumi Ito**, Hamamatsu (JP)

(73) Assignee: **Yamaha Corporation**, Hamamatsu-shi (JP)

(\*\*) Term: **14 Years**

(21) Appl. No.: **29/335,663**

(22) Filed: **Apr. 20, 2009**

(30) **Foreign Application Priority Data**

Oct. 21, 2008 (JP) ..... 2008-027027

(51) **LOC (9) Cl.** ..... **14-01**

(52) **U.S. Cl.** ..... **D14/217**

(58) **Field of Classification Search** ..... D14/156,  
D14/162, 167-169, 175, 188, 196-198, 217,  
D14/257, 258, 496; D13/163, 164; 84/625,  
84/660, 697; 455/350

See application file for complete search history.

(56) **References Cited**

**U.S. PATENT DOCUMENTS**

D280,746 S *	9/1985	Yokoi	.....	D21/330
D294,700 S *	3/1988	Sakuta	.....	D14/126
D344,726 S *	3/1994	Amiya	.....	D14/217
D346,605 S *	5/1994	Bosson	.....	D14/239
D375,747 S *	11/1996	East	.....	D14/217
D378,677 S *	4/1997	Matsumoto et al.	.....	D14/496
5,687,939 A *	11/1997	Moscovitch	.....	248/122.1
D395,041 S *	6/1998	Leveridge et al.	.....	D14/373
D395,298 S *	6/1998	Rosen	.....	D14/127
D399,493 S *	10/1998	Nakajima et al.	.....	D13/163
D415,744 S *	10/1999	Carter et al.	.....	D14/373
D416,235 S *	11/1999	Hanesworth et al.	.....	D13/164
D420,332 S *	2/2000	Lee et al.	.....	D13/163
D424,575 S *	5/2000	Wilson	.....	D14/300
D439,223 S *	3/2001	Sheckler	.....	D14/125

D449,594 S *	10/2001	Shen et al.	.....	D14/240
D469,745 S *	2/2003	Soule, Jr.	.....	D14/127
D469,746 S *	2/2003	Soule, Jr.	.....	D14/127
D471,173 S *	3/2003	Takita et al.	.....	D14/162
D551,631 S *	9/2007	Mayo et al.	.....	D13/164
D555,640 S *	11/2007	Amiya	.....	D14/217
D557,748 S *	12/2007	Jumper	.....	D21/333
D561,742 S *	2/2008	Takei	.....	D14/217
D563,917 S *	3/2008	Kobayashi et al.	.....	D14/127
D568,305 S *	5/2008	Udagawa et al.	.....	D14/247
D576,977 S *	9/2008	Ferguson	.....	D14/127
D581,380 S *	11/2008	Derocher et al.	.....	D14/127
D585,397 S *	1/2009	Hwang	.....	D14/130
D593,516 S *	6/2009	Orne et al.	.....	D14/127
D593,544 S *	6/2009	Iijima et al.	.....	D14/217

\* cited by examiner

*Primary Examiner*—Stella M Reid

*Assistant Examiner*—Keli L Hill

(74) *Attorney, Agent, or Firm*—Sughrue Mion, PLLC

(57) **CLAIM**

The ornamental design for an audio mixer, as shown and described.

**DESCRIPTION**

FIG. 1 is a top, front perspective view of the audio mixer according to the present invention;

FIG. 2 is a front elevational view thereof;

FIG. 3 is a top plan view thereof;

FIG. 4 is a left side elevational view thereof;

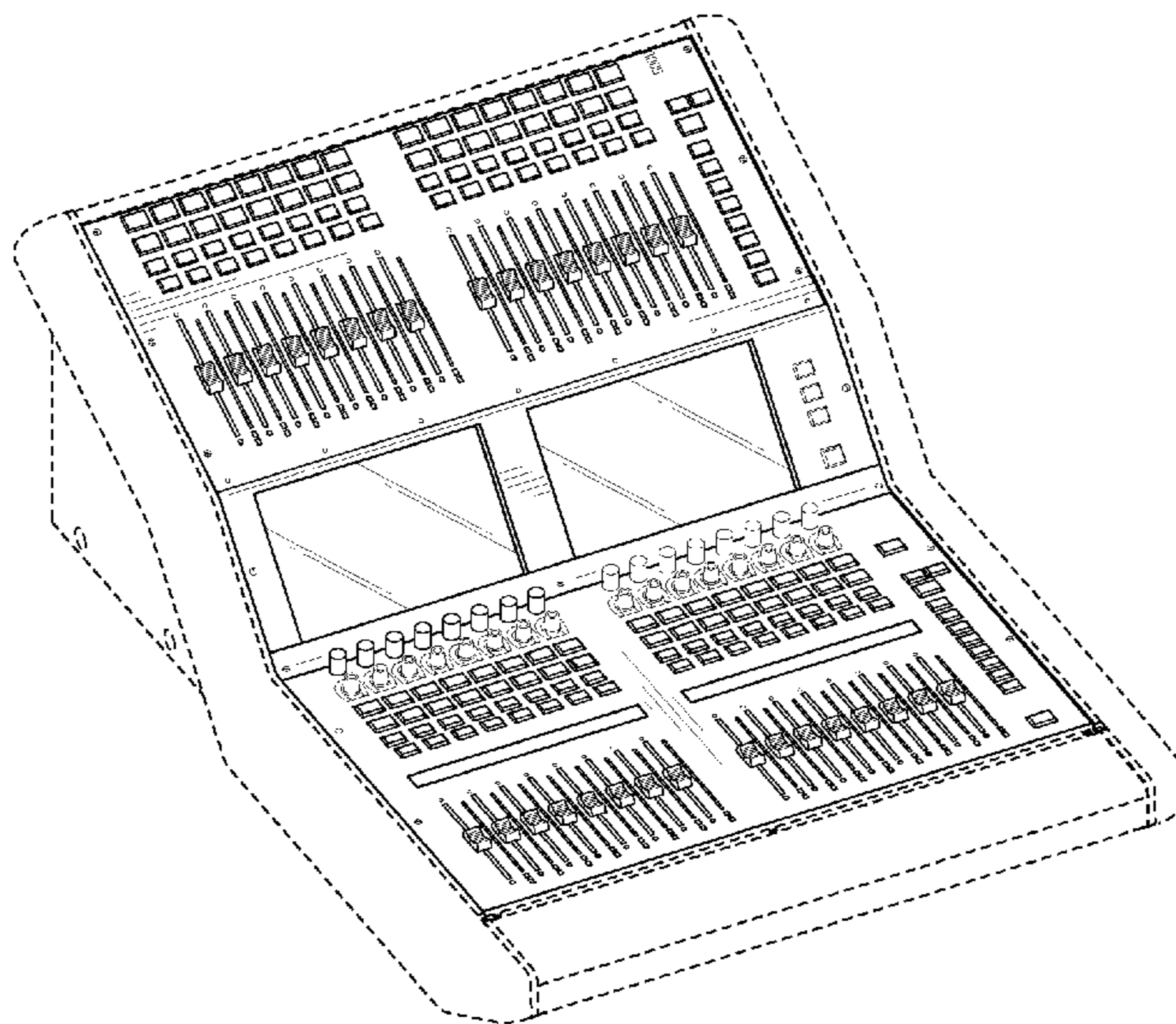
FIG. 5 is a right side elevational view thereof;

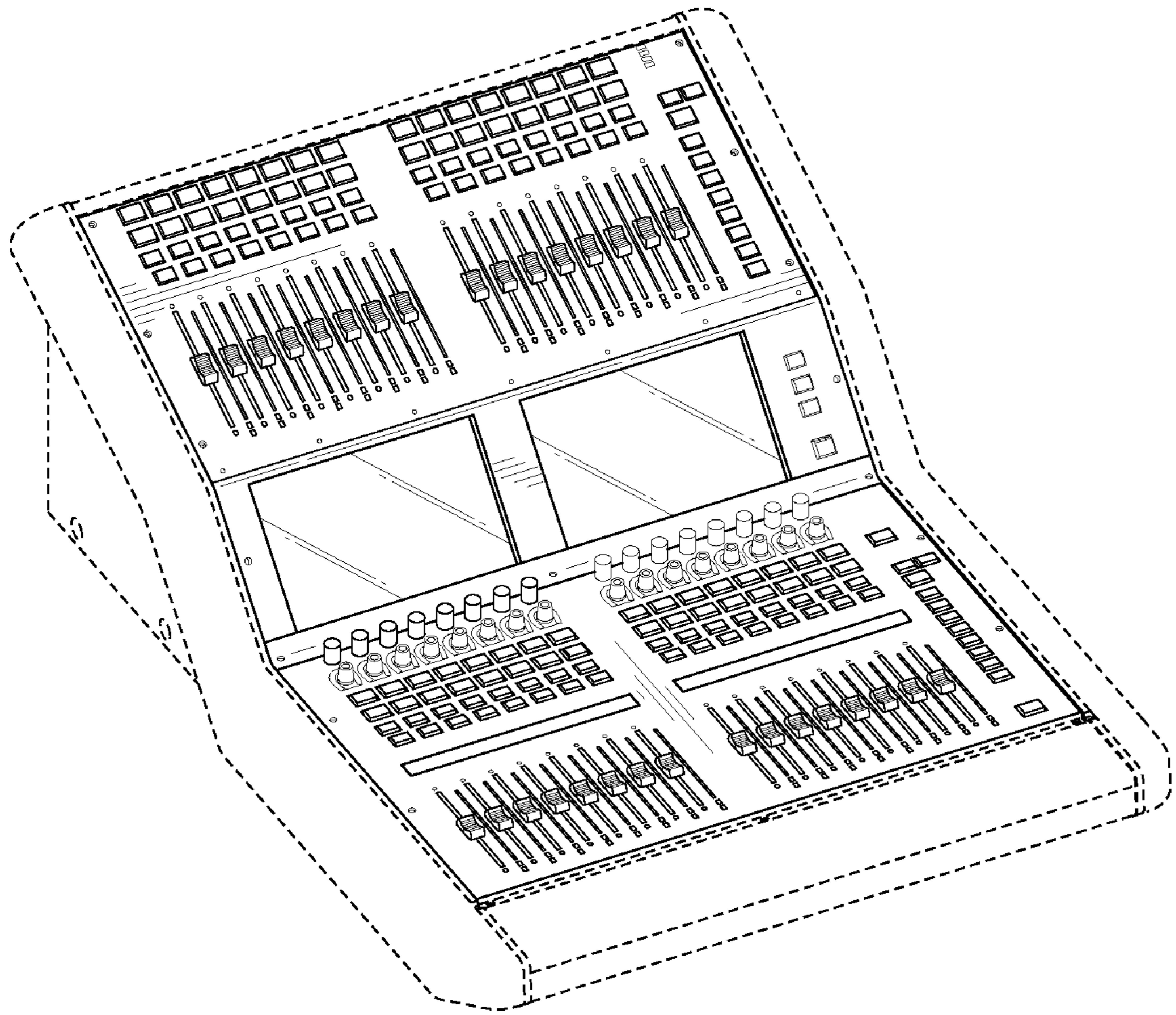
FIG. 6 is a rear elevational view thereof; and,

FIG. 7 is a bottom plan view thereof.

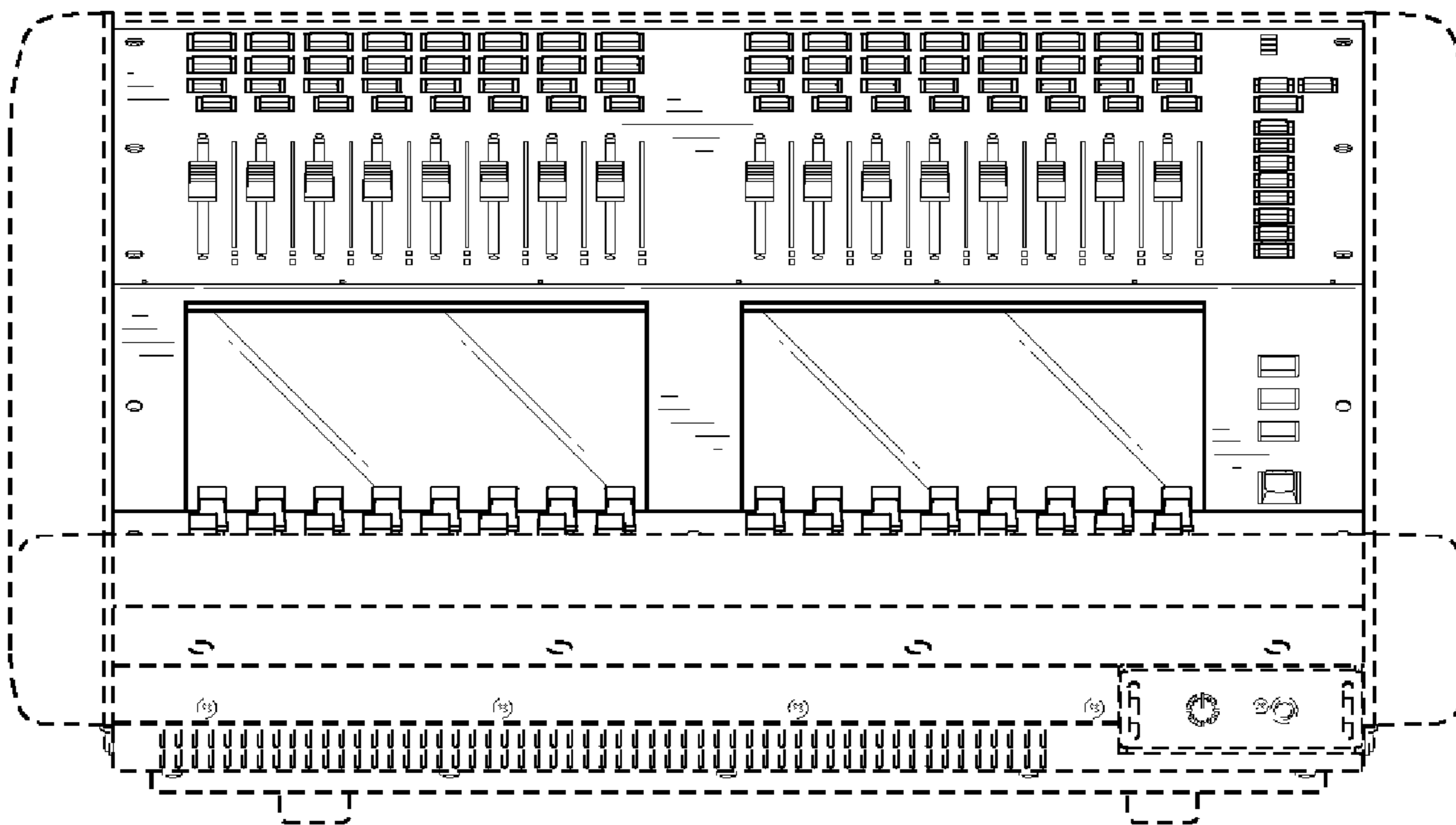
The broken lines are used to show environmental structure only, and form no part of the claimed design.

**1 Claim, 6 Drawing Sheets**



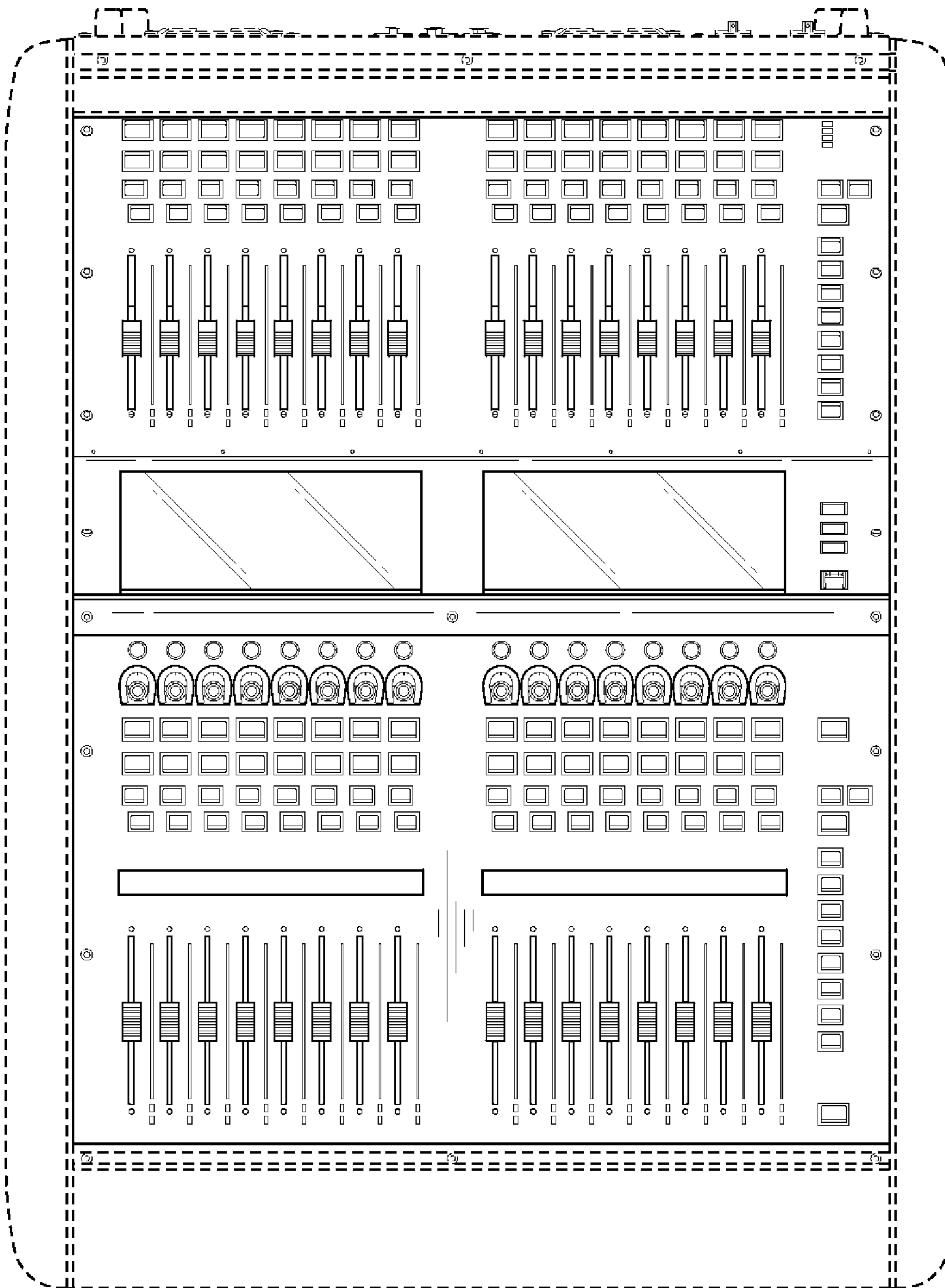


**FIG. 1**

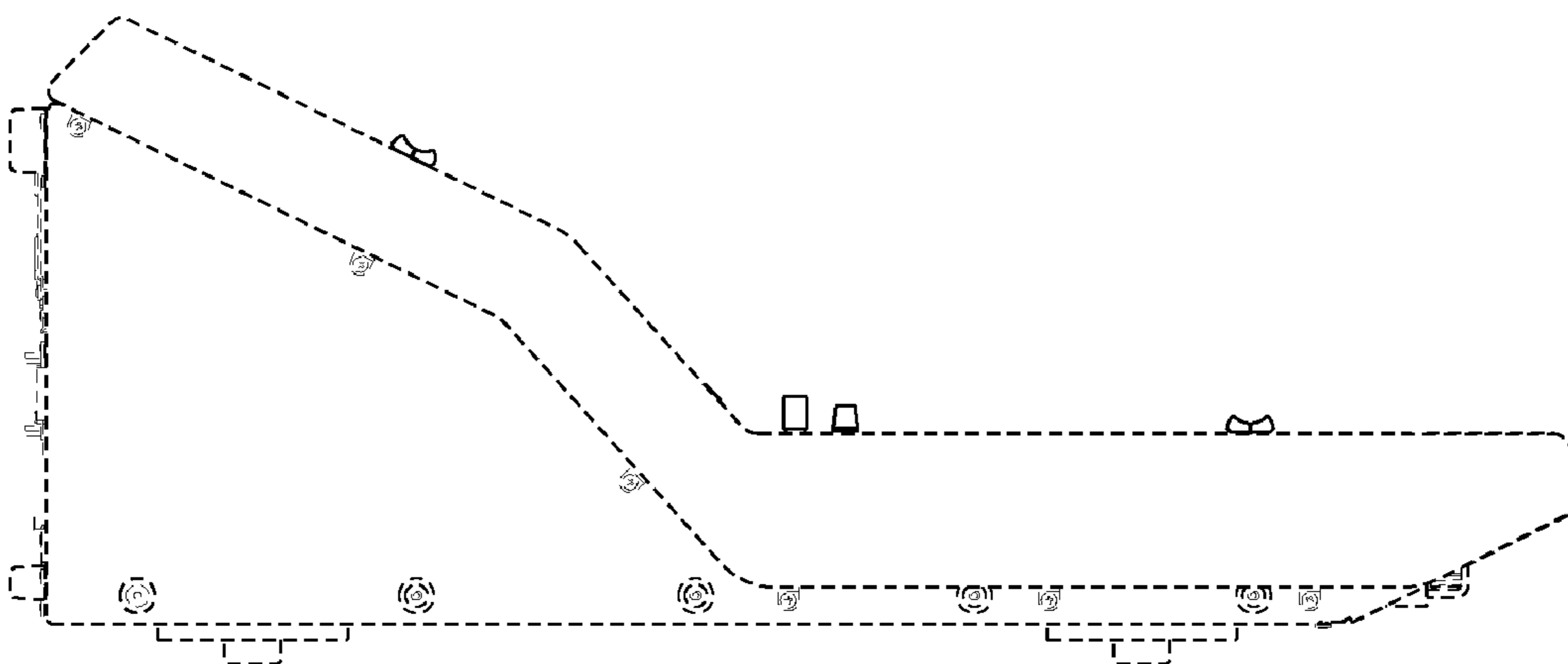


**FIG. 2**

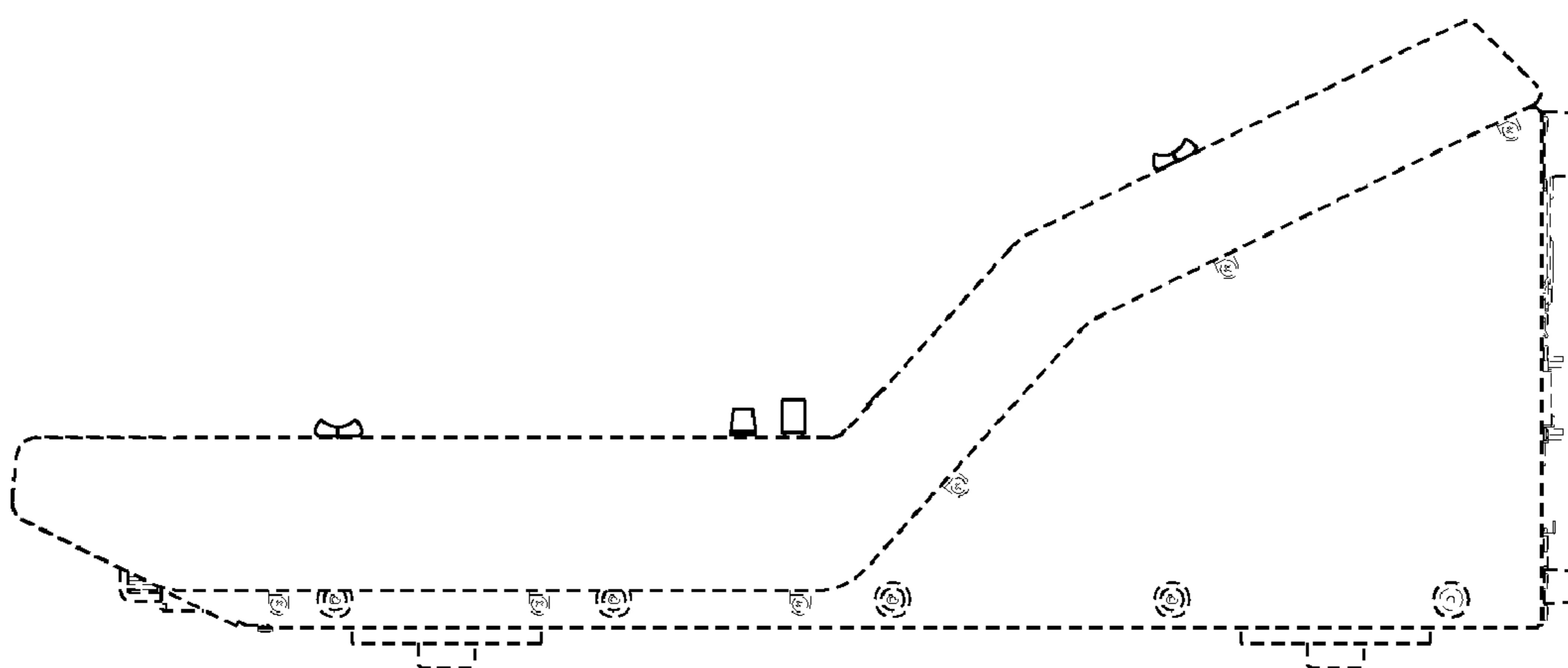




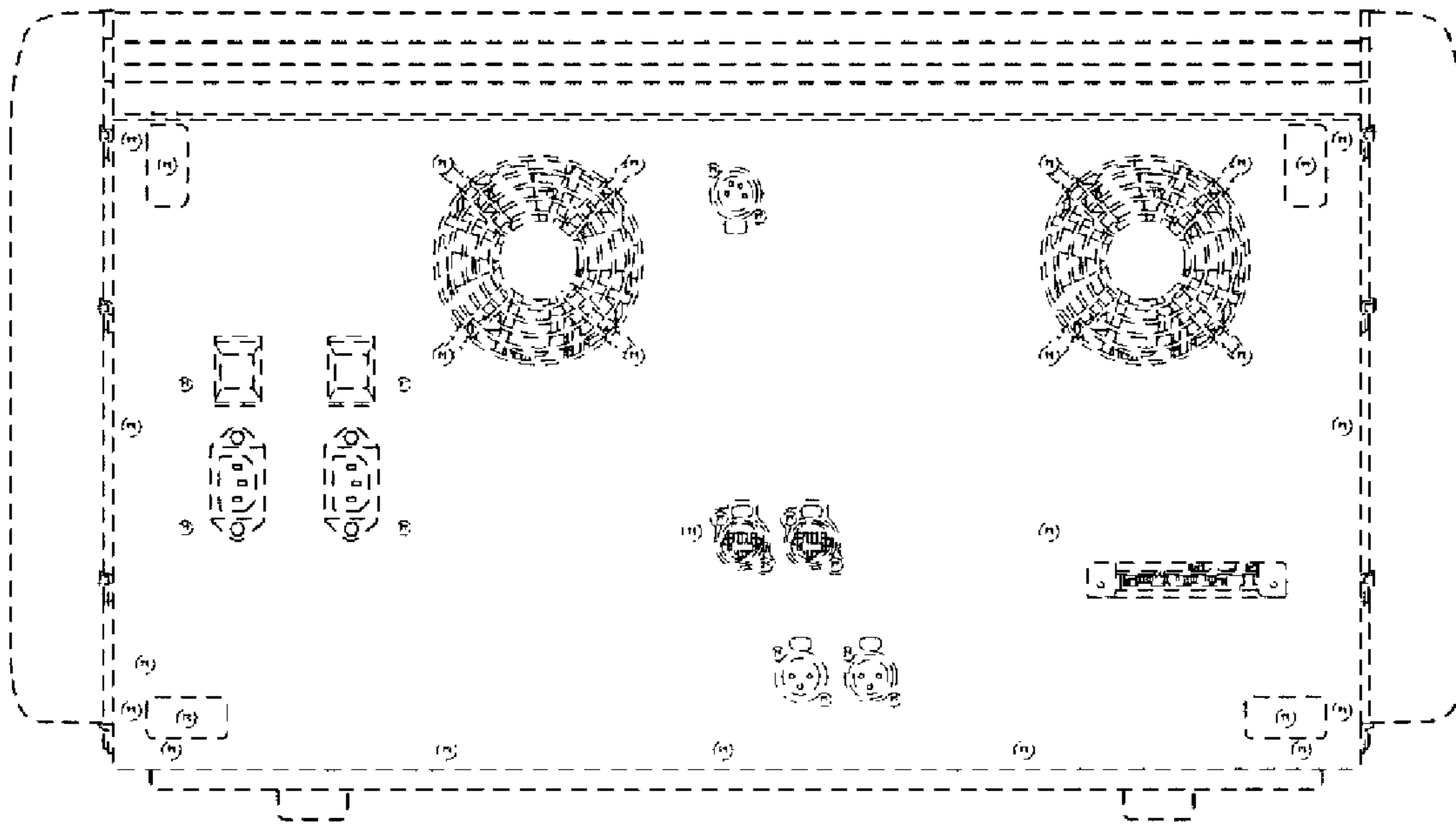
**FIG. 3**




**FIG. 4**



**FIG. 5**



**FIG. 6**



**FIG. 7**