



US00D616812S

(12) **United States Design Patent**
Scholz et al.

(10) **Patent No.:** **US D616,812 S**
(45) **Date of Patent:** **** *Jun. 1, 2010**

(54) **SOLAR MODULE**

(75) Inventors: **Jeremy H. Scholz**, Sunnyvale, CA (US);
Paul M. Adriani, Palo Alto, CA (US)

(73) Assignee: **Nanosolar, Inc.**, San Jose, CA (US)

(**) Term: **14 Years**

(21) Appl. No.: **29/317,183**

(22) Filed: **Apr. 23, 2008**

(51) **LOC (9) Cl.** **13-02**

(52) **U.S. Cl.** **D13/102**

(58) **Field of Classification Search** D13/102,
D13/101, 103, 119, 184, 199; 126/561, 667;
136/206, 244-251, 256, 291, 292

See application file for complete search history.

(56) **References Cited**

U.S. PATENT DOCUMENTS

D236,473 S * 8/1975 Estes et al. D13/102
(Continued)

FOREIGN PATENT DOCUMENTS

JP 2001-339087 7/2001

OTHER PUBLICATIONS

First Solar Product Brochure published by Phoenix Solar dated Oct. 2007.

Primary Examiner—Prabhakar Deshmukh

Assistant Examiner—Derrick Holland

(57) **CLAIM**

The ornamental design for a solar module, as shown and described.

DESCRIPTION

FIG. 1 is a top plan view of a solar module;

FIG. 2 is a bottom plan view thereof;

FIG. 3 is a front view thereof;

FIG. 4 is a rear view thereof;

FIG. 5 is a left side view thereof; and

FIG. 6 is a right side view thereof.

FIG. 7 is a top plan view of an alternative embodiment of a solar module;

FIG. 8 is a bottom plan view thereof;

FIG. 9 is a front view thereof;

FIG. 10 is a rear view thereof;

FIG. 11 is a left side view thereof; and

FIG. 12 is a right side view thereof.

FIG. 13 is a top plan view of an alternative embodiment of a solar module;

FIG. 14 is a bottom plan view thereof;

FIG. 15 is a front view thereof;

FIG. 16 is a rear view thereof;

FIG. 17 is a left side view thereof; and

FIG. 18 is a right side view thereof.

FIG. 19 is a top plan view of an alternative embodiment of a solar module;

FIG. 20 is a bottom plan view thereof;

FIG. 21 is a front view thereof;

FIG. 22 is a rear view thereof;

FIG. 23 is a left side view thereof; and

FIG. 24 is a right side view thereof.

FIG. 25 is a top plan view of an alternative embodiment of a solar module;

FIG. 26 is a bottom plan view thereof;

FIG. 27 is a front view thereof;

FIG. 28 is a rear view thereof;

FIG. 29 is a left side view thereof; and

FIG. 30 is a right side view thereof.

FIG. 31 is a top plan view of an alternative embodiment of a solar module;

FIG. 32 is a bottom plan view thereof;

FIG. 33 is a front view thereof;

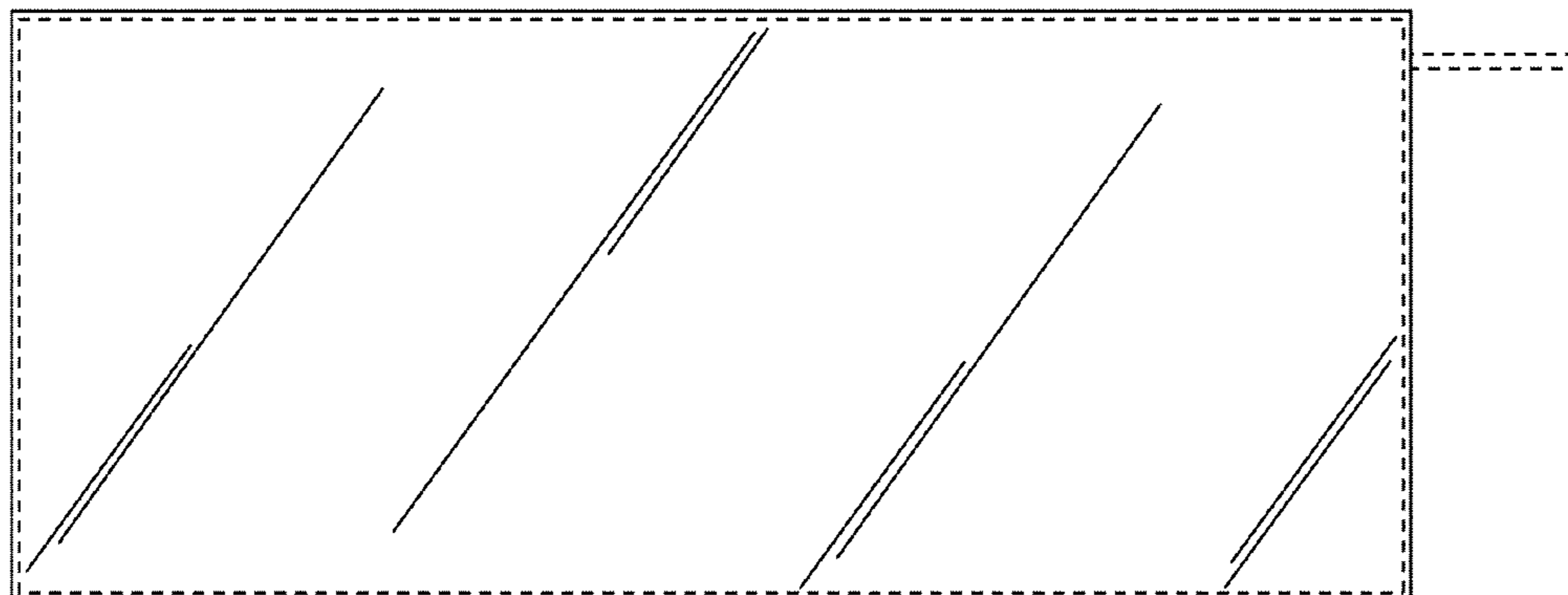
FIG. 34 is a rear view thereof;

FIG. 35 is a left side view thereof; and,

FIG. 36 is a right side view thereof.

The broken lines shown represent unclaimed subject matter and form no part of the claim design.

1 Claim, 12 Drawing Sheets



US D616,812 S

Page 2

U.S. PATENT DOCUMENTS

4,186,720	A	*	2/1980	Schmauder et al.	126/667	D389,454	S	*	1/1998	Mori	D13/102
D271,129	S	*	10/1983	Demmer	D13/102	D397,990	S	*	9/1998	Fukuhara et al.	D13/102
5,330,583	A	*	7/1994	Asai et al.	136/251	D442,139	S	*	5/2001	Sasaoka	D13/102
D353,129	S	*	12/1994	Ricaud et al.	D13/102	D442,915	S	*	5/2001	Sasaoka	D13/119
D380,191	S	*	6/1997	White	D13/102	D445,088	S	*	7/2001	Sasaoka	D13/119

* cited by examiner

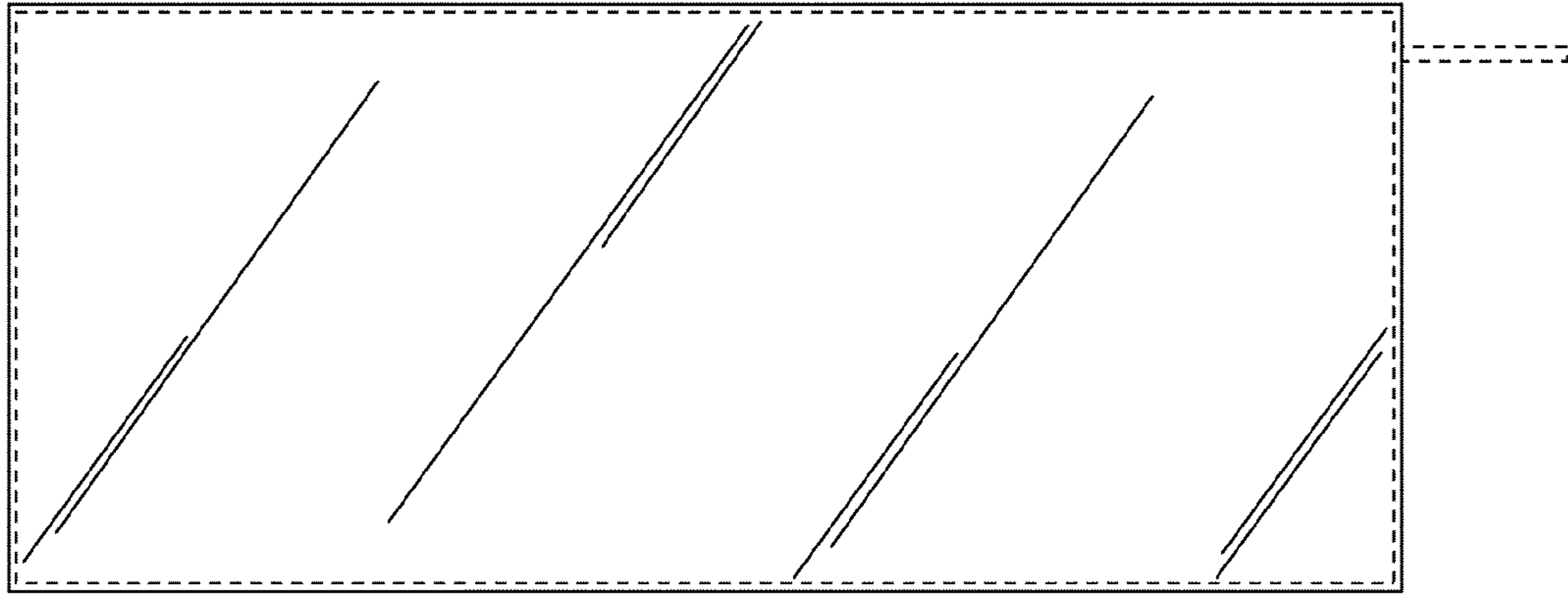


FIG. 1




FIG. 2




FIG. 3




FIG. 4




FIG. 5




FIG. 6

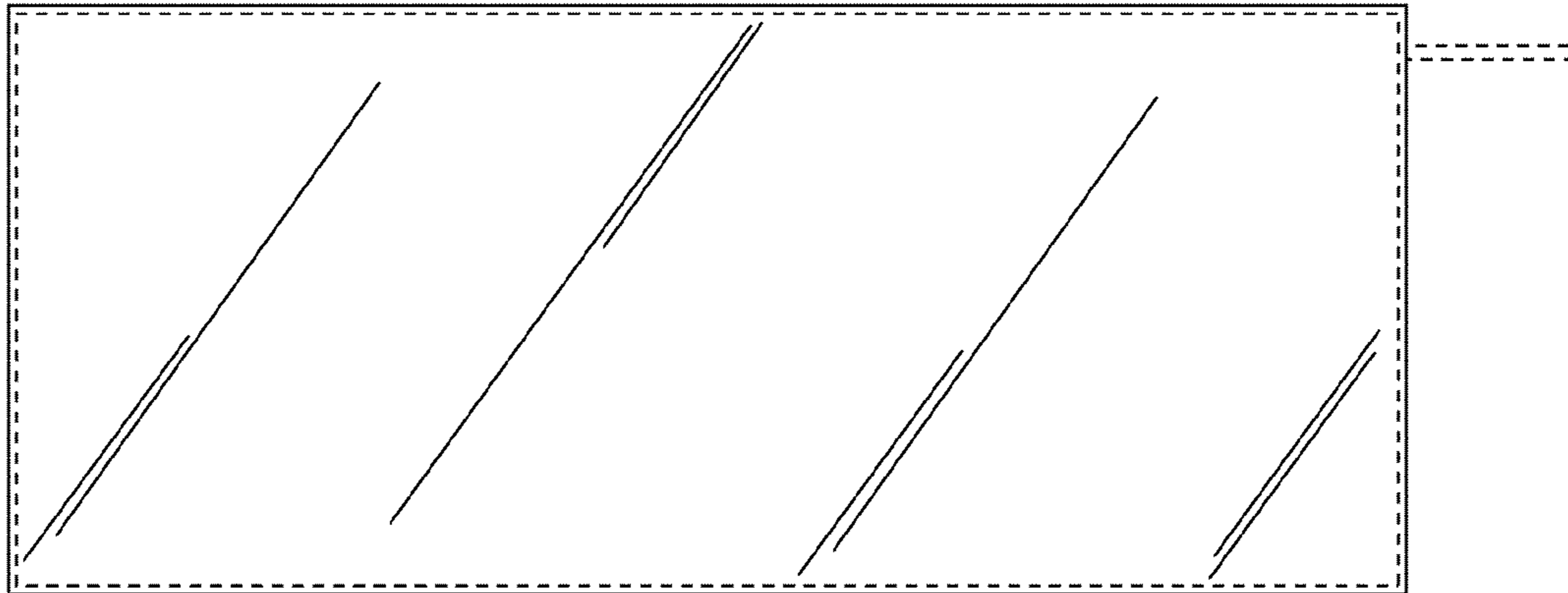


FIG. 7



FIG. 8

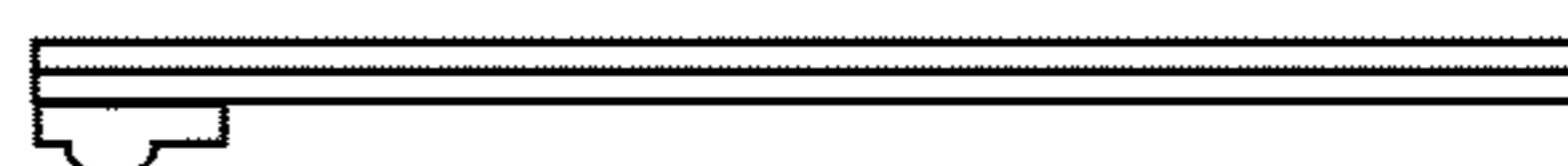


FIG. 9




FIG. 10

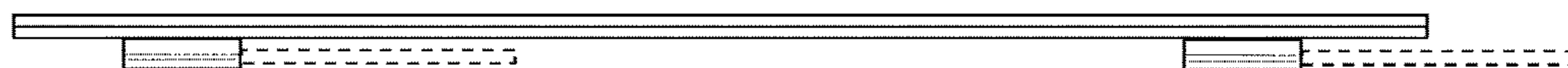


FIG. 11



FIG. 12

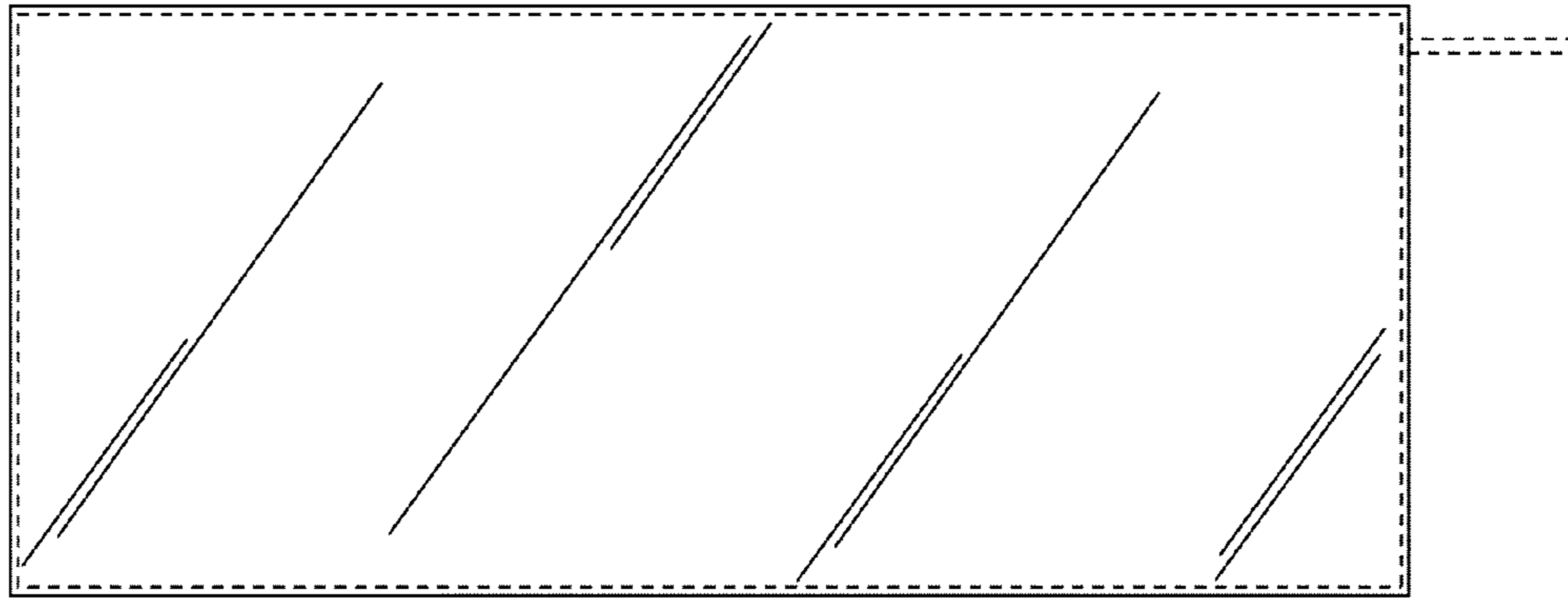


FIG. 13




FIG. 14




FIG. 15




FIG. 16




FIG. 17




FIG. 18

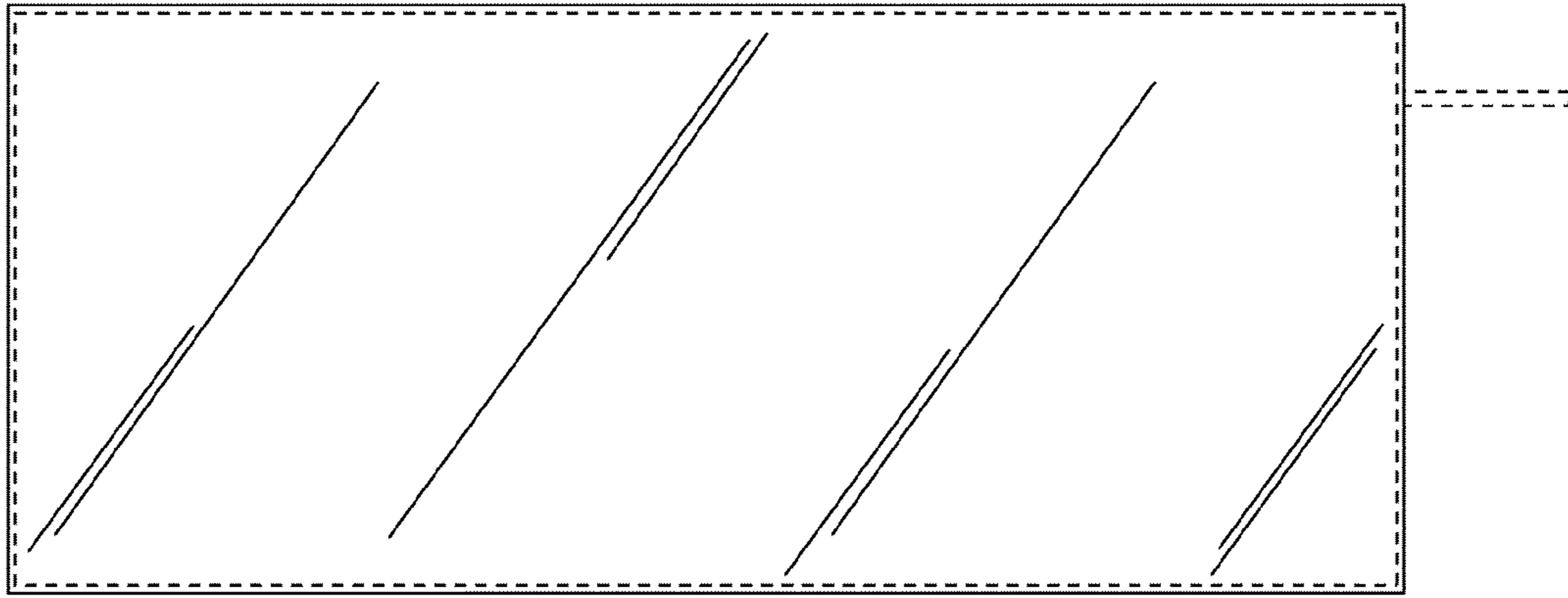


FIG. 19




FIG. 20




FIG. 21




FIG. 22

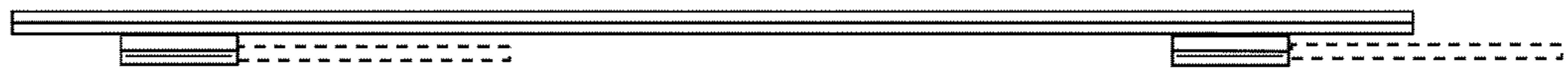


FIG. 23

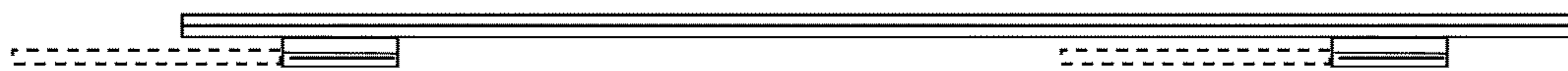


FIG. 24

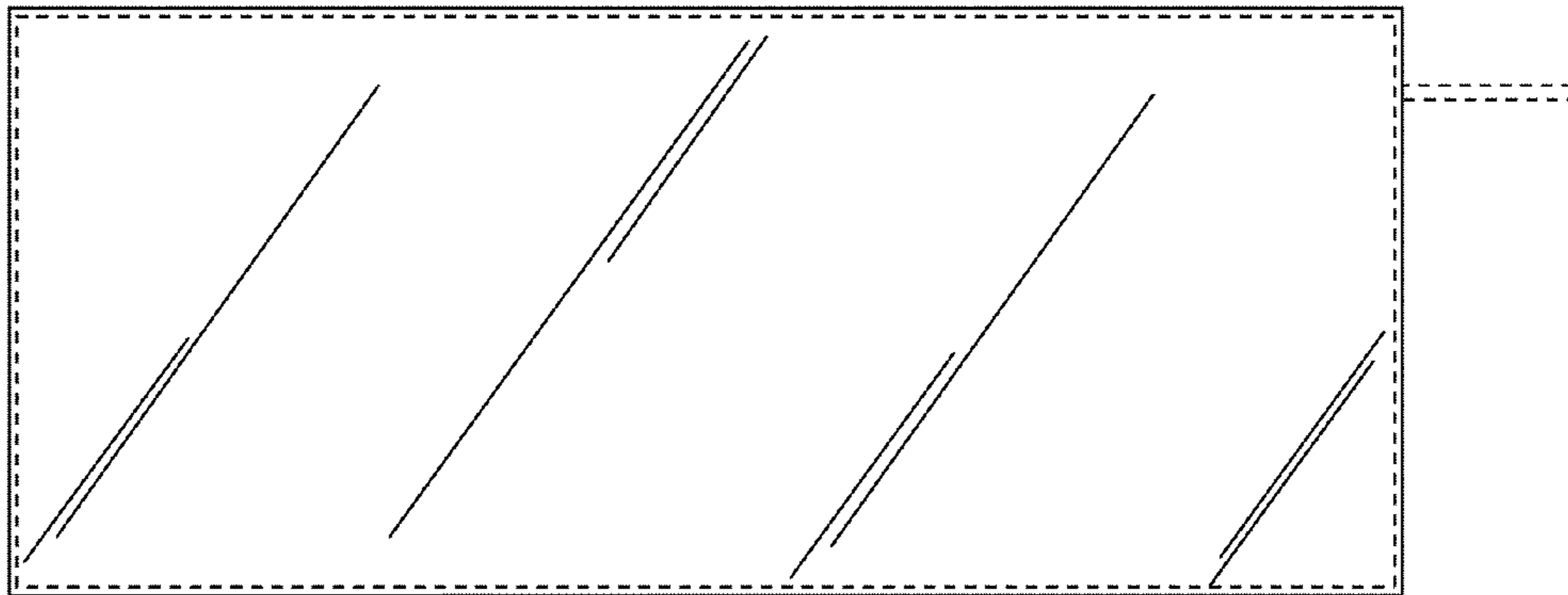


FIG. 25




FIG. 26

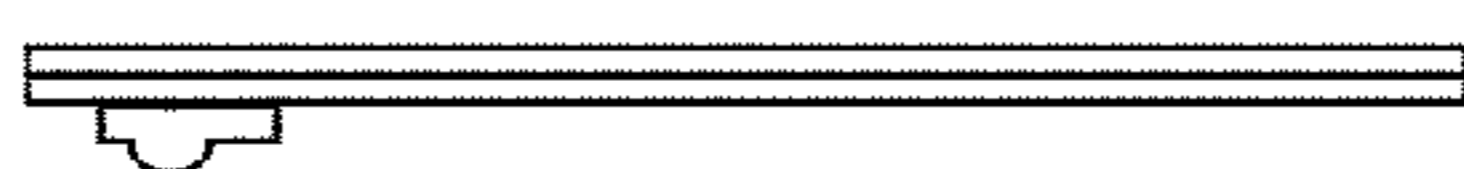


FIG. 27




FIG. 28

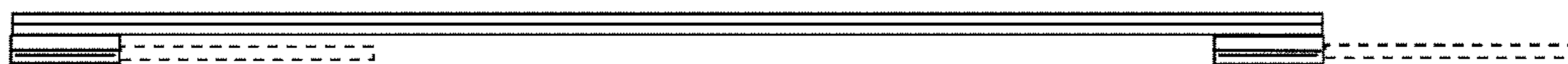


FIG. 29

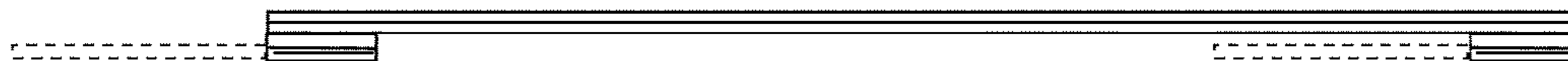


FIG. 30

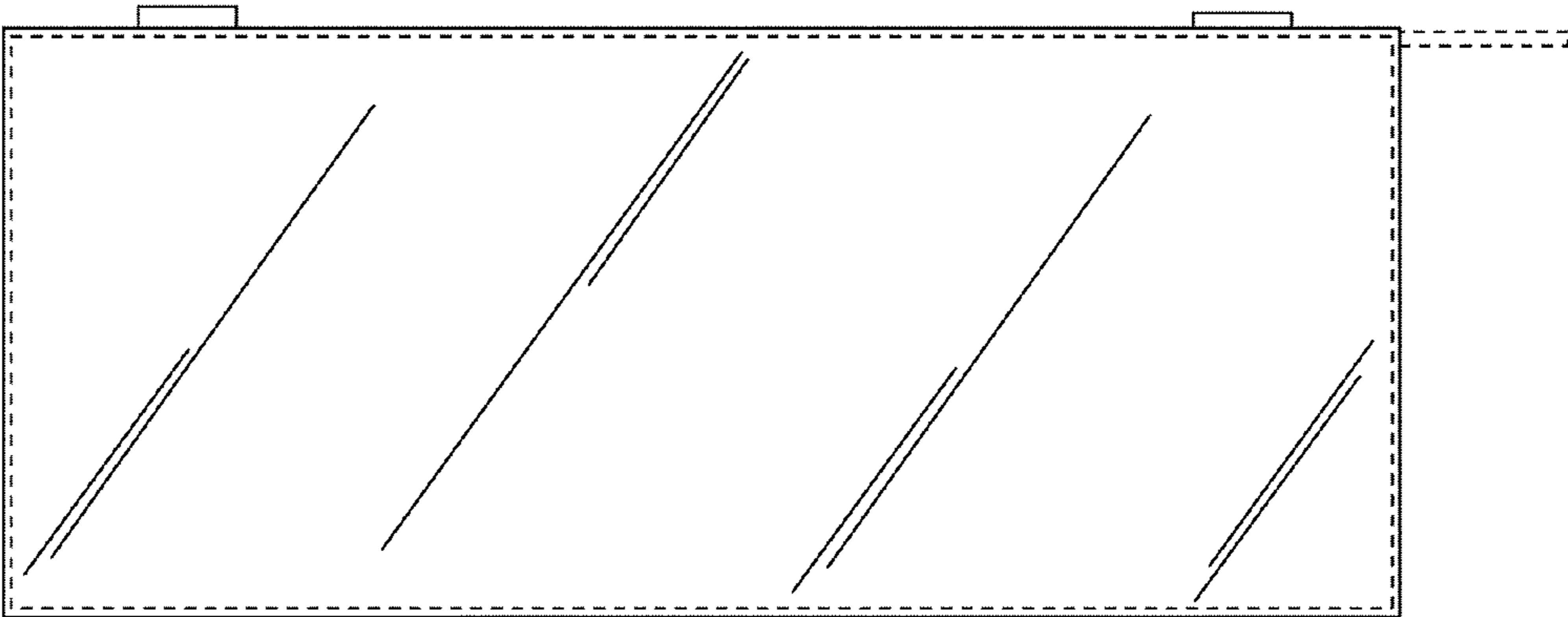


FIG. 31



FIG. 32




FIG. 33

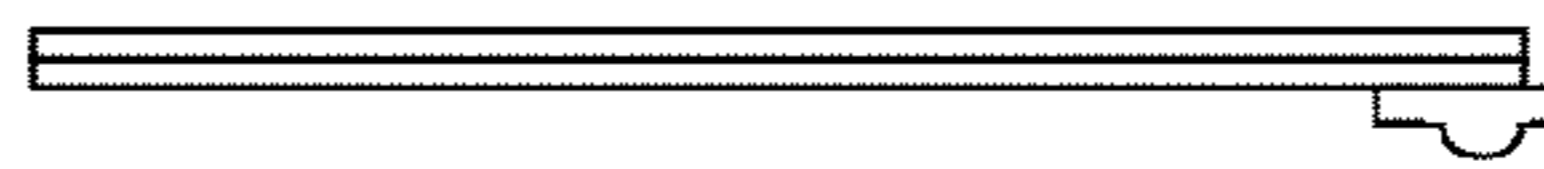


FIG. 34

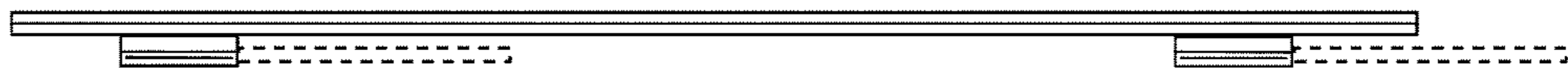


FIG. 35




FIG. 36