



US00D616795S

(12) **United States Design Patent**
Borkert

(10) **Patent No.:** **US D616,795 S**
(45) **Date of Patent:** **** Jun. 1, 2010**

(54) **FENDER**

(75) Inventor: **Mitja Borkert**, Pforzheim (DE)

(73) Assignee: **Dr. Ing. h.c. F. Porsche AG**, Stuttgart (DE)

(**) Term: **14 Years**

(21) Appl. No.: **29/318,624**

(22) Filed: **May 23, 2008**

(30) **Foreign Application Priority Data**

Nov. 23, 2007 (DE) 4 07 05 805

(51) **LOC (9) Cl.** **12-16**

(52) **U.S. Cl.** **D12/184**

(58) **Field of Classification Search** D12/184,
D12/196, 90-92, 185; 280/152.1, 847-849,
280/851; 296/181.1, 181.5

See application file for complete search history.

(56) **References Cited**

U.S. PATENT DOCUMENTS

D509,778 S * 9/2005 Minami D12/196

D550,135 S * 9/2007 McChesney et al. D12/196

D555,557 S * 11/2007 Schiavone et al. D12/196

D560,147 S * 1/2008 Bucher et al. D12/196

D572,182 S * 7/2008 Deane D12/184

D580,326 S * 11/2008 Gueler et al. D12/184

D591,213 S * 4/2009 Woolley et al. D12/184

* cited by examiner

Primary Examiner—Melody N Brown

(57) **CLAIM**

The ornamental design for a fender, as shown and described.

DESCRIPTION

FIG. 1 is a front elevation view of an automobile front bumper showing my new design;

FIG. 2 is a side, perspective view thereof;

FIG. 3 is a left side elevation view thereof;

FIG. 4 is a bottom perspective view thereof;


FIG. 5 is a front elevation view thereof;

FIG. 6 is a rear elevation view thereof;

FIG. 7 is a top, plan view thereof; and,

FIG. 8 is a bottom, plan view thereof.

1 Claim, 4 Drawing Sheets






FIG. 1




FIG. 2

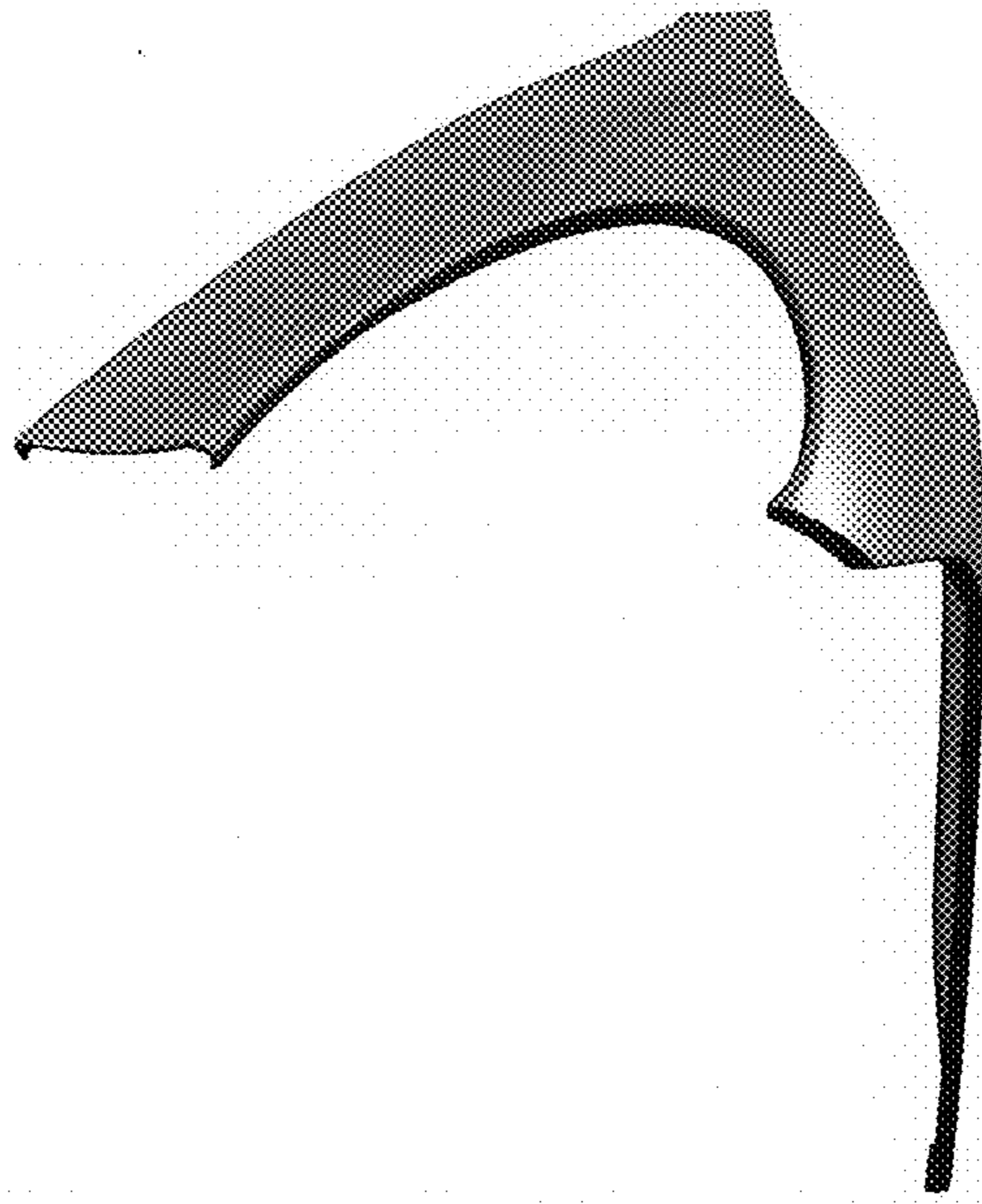


FIG. 3




FIG. 4




FIG. 5

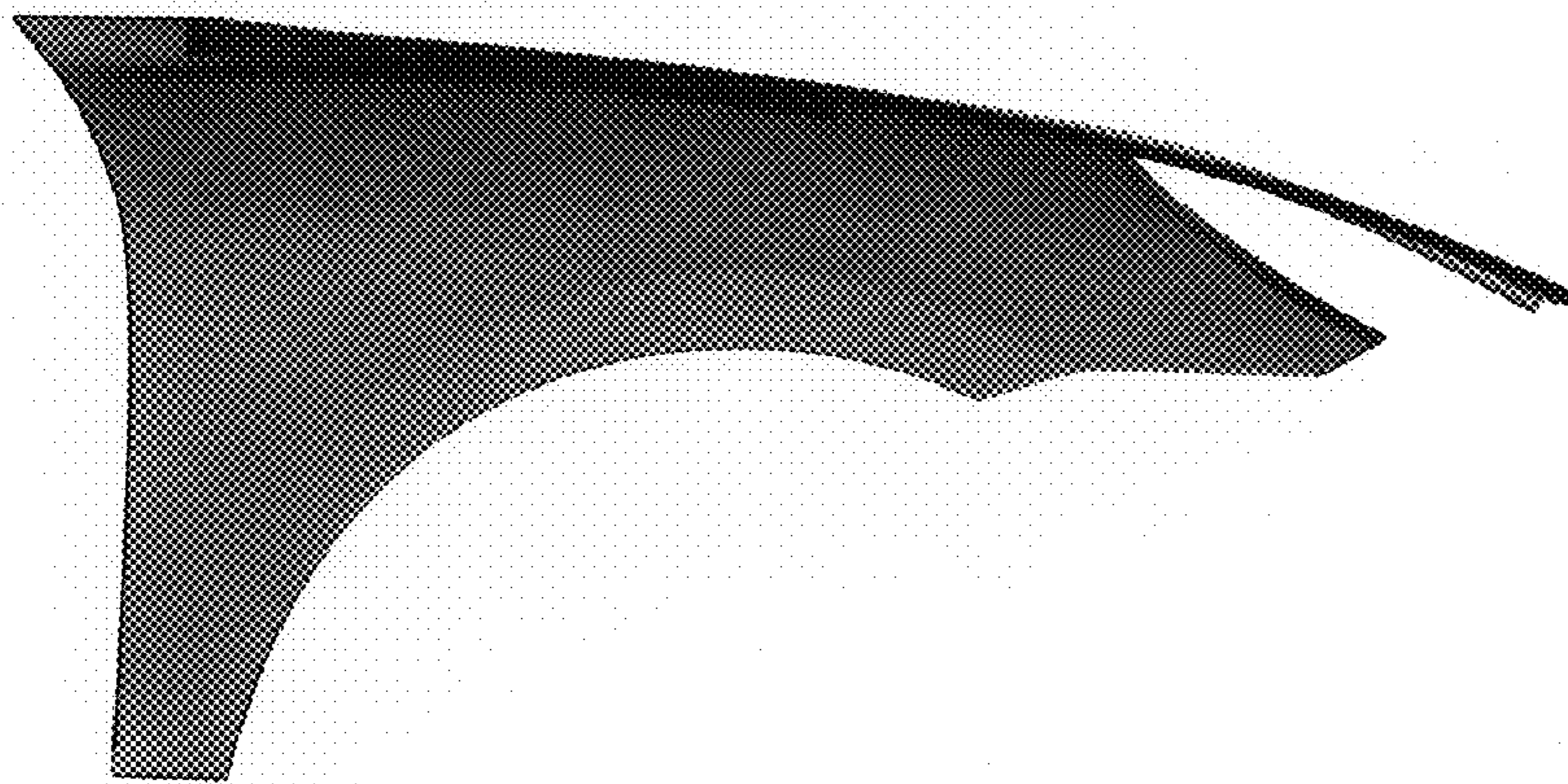


FIG. 6

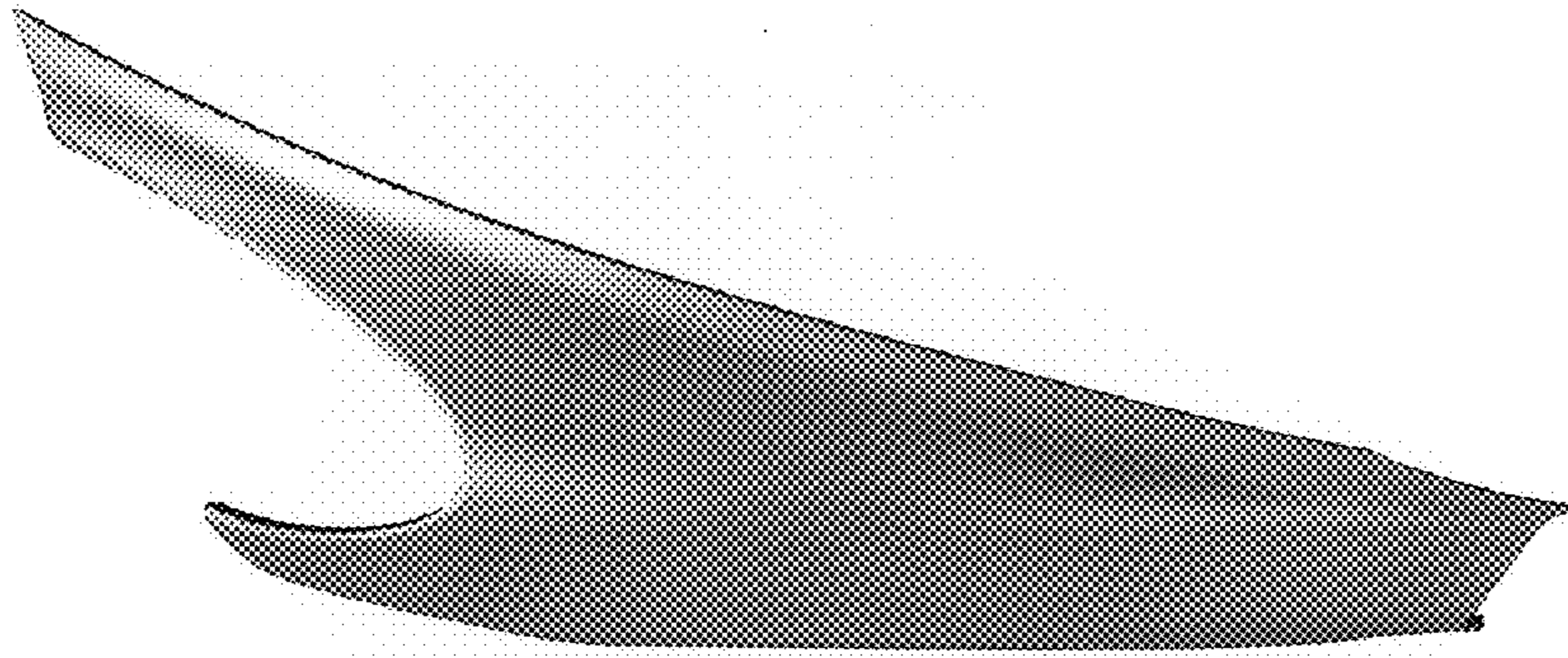


FIG. 7



FIG. 8