



US00D616788S

(12) **United States Design Patent**
Johnson

(10) **Patent No.:** **US D616,788 S**
(45) **Date of Patent:** **** Jun. 1, 2010**

(54) **HOLIDAY DISPLAY**

D450,357 S * 11/2001 Yamazaki D21/511
D603,010 S * 10/2009 Boifava D21/831

(75) Inventor: **Douglas Johnson**, Elmhurst, IL (US)

(73) Assignee: **General Growth Properties, Inc.**,
Chicago, IL (US)

(**) Term: **14 Years**

(21) Appl. No.: **29/321,783**

(22) Filed: **Jul. 23, 2008**

(51) **LOC (9) Cl.** **11-04**

(52) **U.S. Cl.** **D11/117; D21/506**

(58) **Field of Classification Search** D11/117,
D11/121, 124, 125, 127, 131, 132, 133, 134,
D11/157, 158; 428/7, 8, 9, 12; D21/506,
D21/511, 507, 510; D25/1, 17, 18, 22, 23,
D25/38; D26/93, 94, 95; 362/806, 810;
52/79.1, 79.4; 446/476, 477, 478

See application file for complete search history.

(56) **References Cited**

U.S. PATENT DOCUMENTS

D25,571 S * 6/1896 Creed D11/157
D56,946 S * 1/1921 Sauer D26/95
D62,641 S * 7/1923 Paine D25/60
D94,318 S * 1/1935 Stauss D25/1
D117,678 S * 11/1939 Steeb et al. D26/53
2,500,899 A * 3/1950 Leahan 40/441
D294,156 S * 2/1988 McElhaney D21/511
D358,620 S * 5/1995 Hill et al. D21/511
D367,694 S * 3/1996 van Huystee D21/510

OTHER PUBLICATIONS

Tower Bridge Exhibition, <http://www.londonpass.com/images/sections/attractions/towerBridgeExhibition.jpg>, Leisure Pass Group Ltd., copyright 2009.*

* cited by examiner

Primary Examiner—Stella M Reid

Assistant Examiner—Elizabeth J Oswecki

(74) *Attorney, Agent, or Firm*—Timothy K. Sendek; Dykema Gossett PLLC

(57) **CLAIM**

The ornamental design for a holiday display, as shown and described.

DESCRIPTION

FIG. 1 is a perspective view of a holiday display showing my new design.

FIG. 2 is a front elevational view thereof.

FIG. 3 is a rear elevational view thereof.


FIG. 4 is a side elevational view thereof.

FIG. 5 is an opposing side elevational view thereof; and,

FIG. 6 is a top plan view thereof.

The broken line showing of a sign, posts, roof top circles, and rectangular bridge supports are included for the purpose of illustrating only and forms no part of the claimed design.

1 Claim, 4 Drawing Sheets






FIG. 1

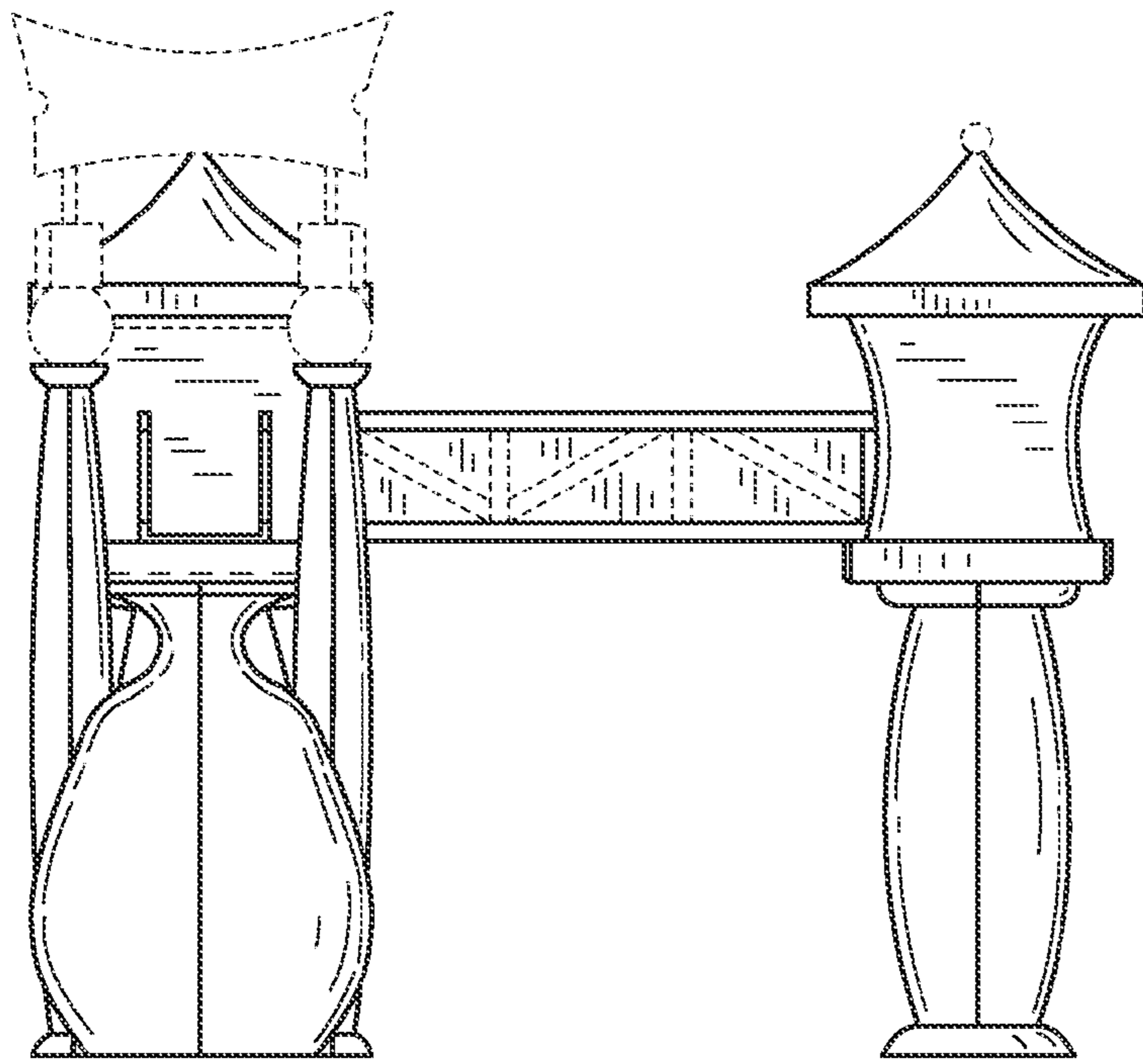


FIG. 2




FIG. 3




FIG. 4

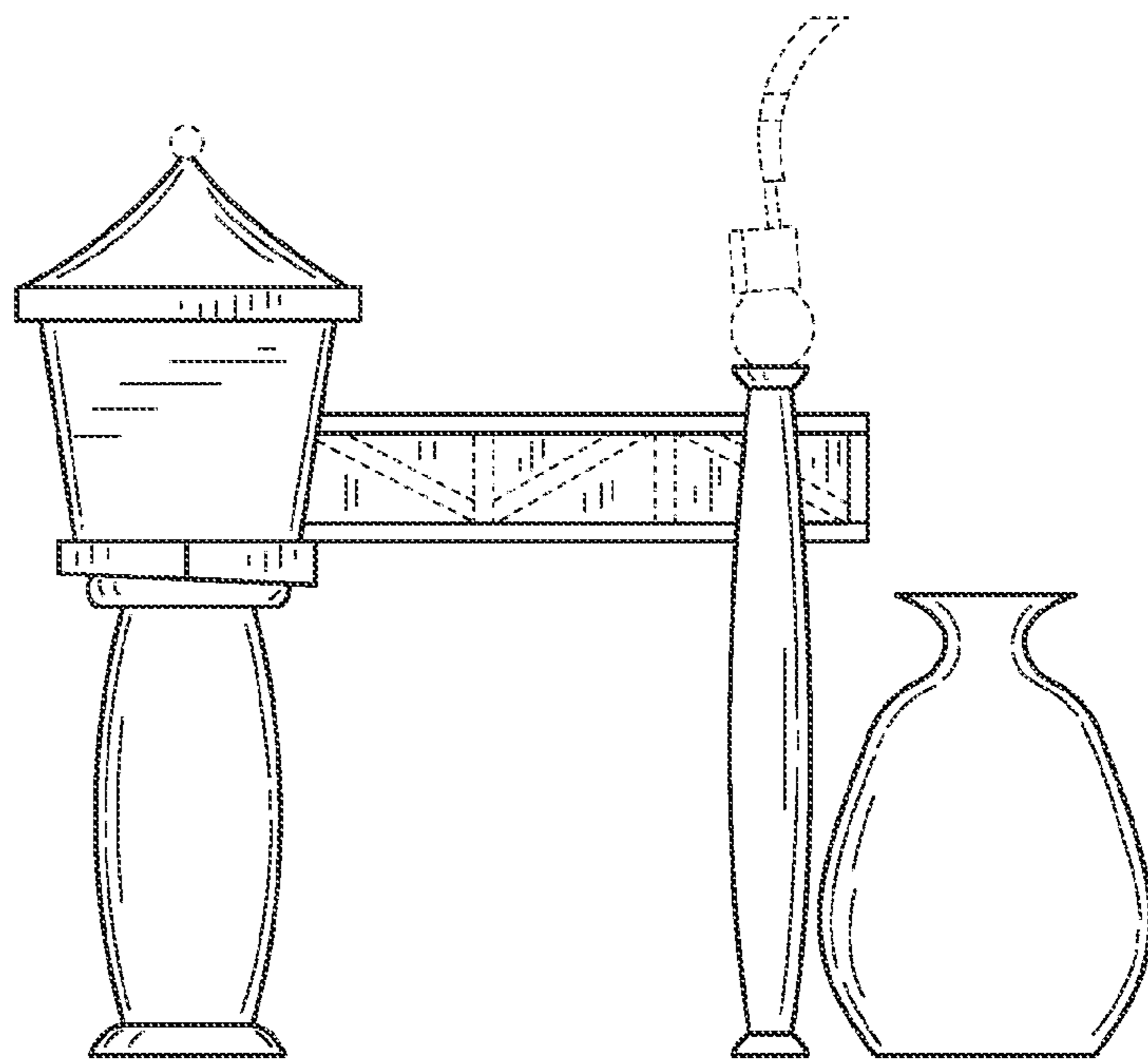


FIG. 5

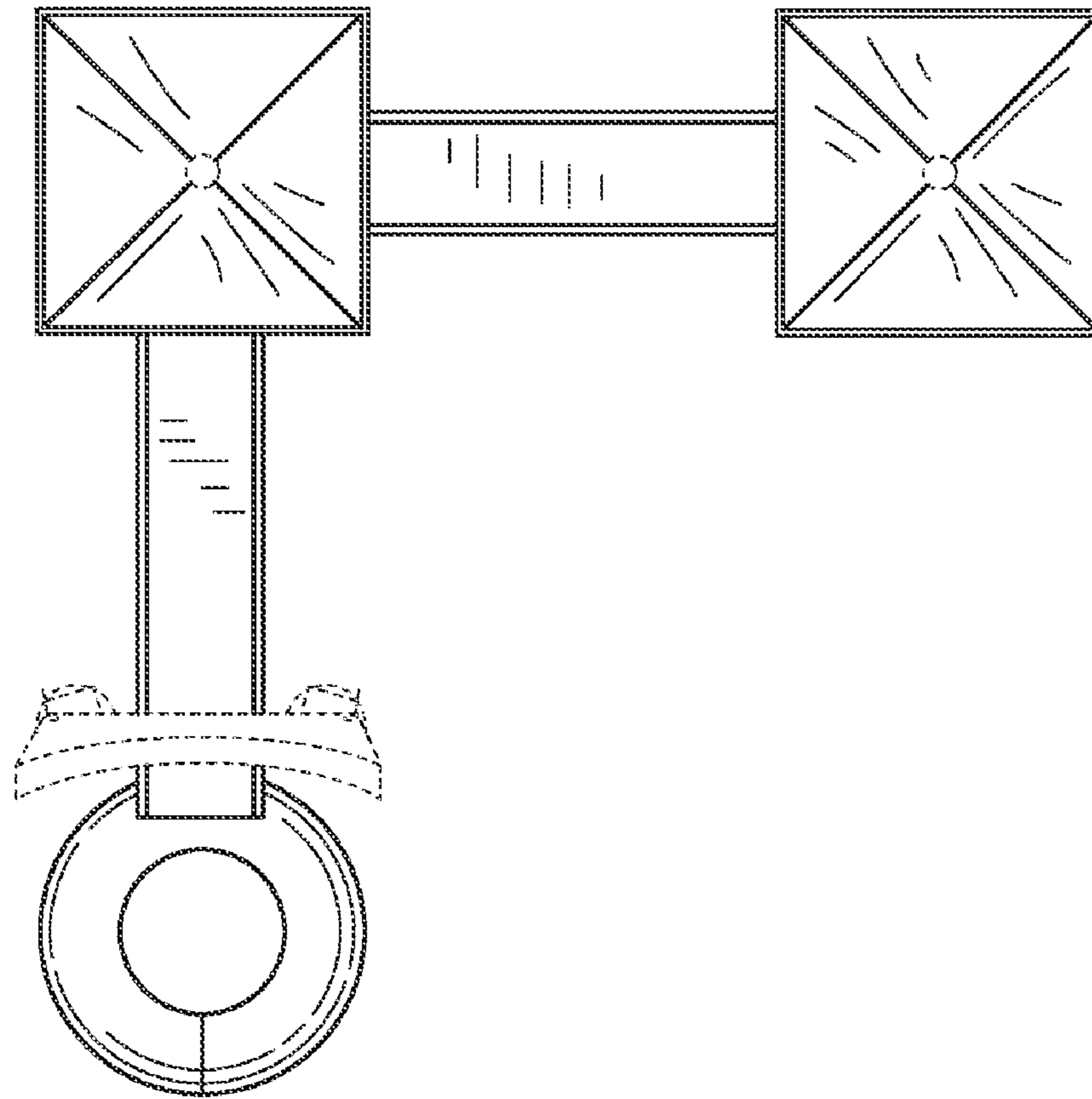


FIG. 6