



US00D616767S

(12) **United States Design Patent**
Laucella

(10) **Patent No.:** **US D616,767 S**
(45) **Date of Patent:** **** Jun. 1, 2010**

(54) **WATCH**

(75) Inventor: **Vincent Laucella**, Le Brassus (CH)

(73) Assignee: **Montres Breguet SA**, L'Abbaye (CH)

(**) Term: **14 Years**

(21) Appl. No.: **29/342,523**

(22) Filed: **Aug. 26, 2009**

(30) **Foreign Application Priority Data**

Feb. 26, 2009 (WO) DM/071 457

(51) **LOC (9) Cl.** **10-02**

(52) **U.S. Cl.** **D10/39**

(58) **Field of Classification Search** D10/30-39,
D10/122-126; 368/276, 281, 282, 285, 80,
368/223, 228, 232, 28

See application file for complete search history.

(56) **References Cited**

U.S. PATENT DOCUMENTS

- 3,427,800 A * 2/1969 Blum 368/223
- 3,503,203 A * 3/1970 Gruner et al. 368/21
- D308,945 S * 7/1990 Bonnet D10/32
- 4,993,002 A * 2/1991 Kerr 368/19
- D318,809 S * 8/1991 Bourquin et al. D10/39
- D326,822 S * 6/1992 Wuest D10/32
- D350,288 S * 9/1994 Giardiello D10/30
- D368,664 S * 4/1996 Schick et al. D10/39
- D371,079 S * 6/1996 Mijatovic D10/39
- D467,820 S * 12/2002 Berliat D10/39
- D496,874 S * 10/2004 Nataf D10/126
- D502,879 S * 3/2005 Bernheim D10/32

- D524,182 S * 7/2006 Nataf D10/126
- D525,148 S * 7/2006 Gruosi D10/30
- D539,175 S * 3/2007 Bolt et al. D10/39
- D552,490 S * 10/2007 Laucella D10/31
- D554,005 S * 10/2007 Laucella D10/39
- D554,535 S * 11/2007 Journe D10/31
- D559,128 S * 1/2008 Laucella D10/39
- D559,129 S * 1/2008 Laucella D10/39
- D559,130 S * 1/2008 Laucella D10/39
- D559,131 S * 1/2008 Laucella D10/39
- D578,413 S * 10/2008 Laucella D10/39
- D593,880 S * 6/2009 Laucella D10/39

* cited by examiner

Primary Examiner—Lucy Lieberman

(74) *Attorney, Agent, or Firm*—Collen IP; Donald J. Ranft

(57) **CLAIM**

The ornamental design for a watch, as shown and described.

DESCRIPTION

FIG. 1 is a front view of my new, original and ornamental design for a watch;

FIG. 2 is a rear view thereof;

FIG. 3 is a left side view thereof;

FIG. 4 is a right side view thereof;

FIG. 5 is a top view thereof;

FIG. 6 is a bottom view thereof; and,

FIG. 7 is a front perspective view thereof.

The broken lines in FIG. 2 are used to show portions of the watch that do not form part of the claimed design.

1 Claim, 4 Drawing Sheets

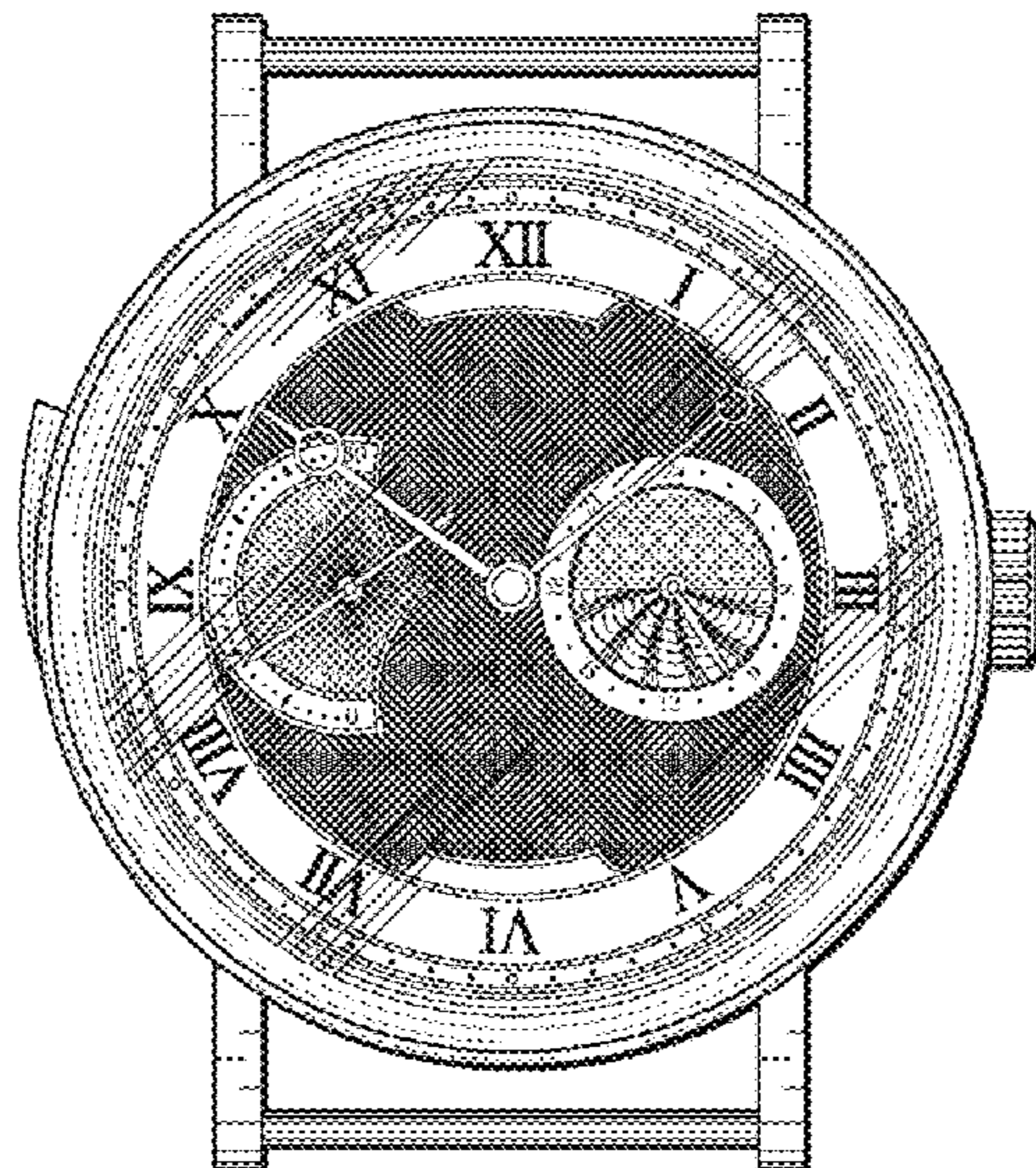


Fig. 2

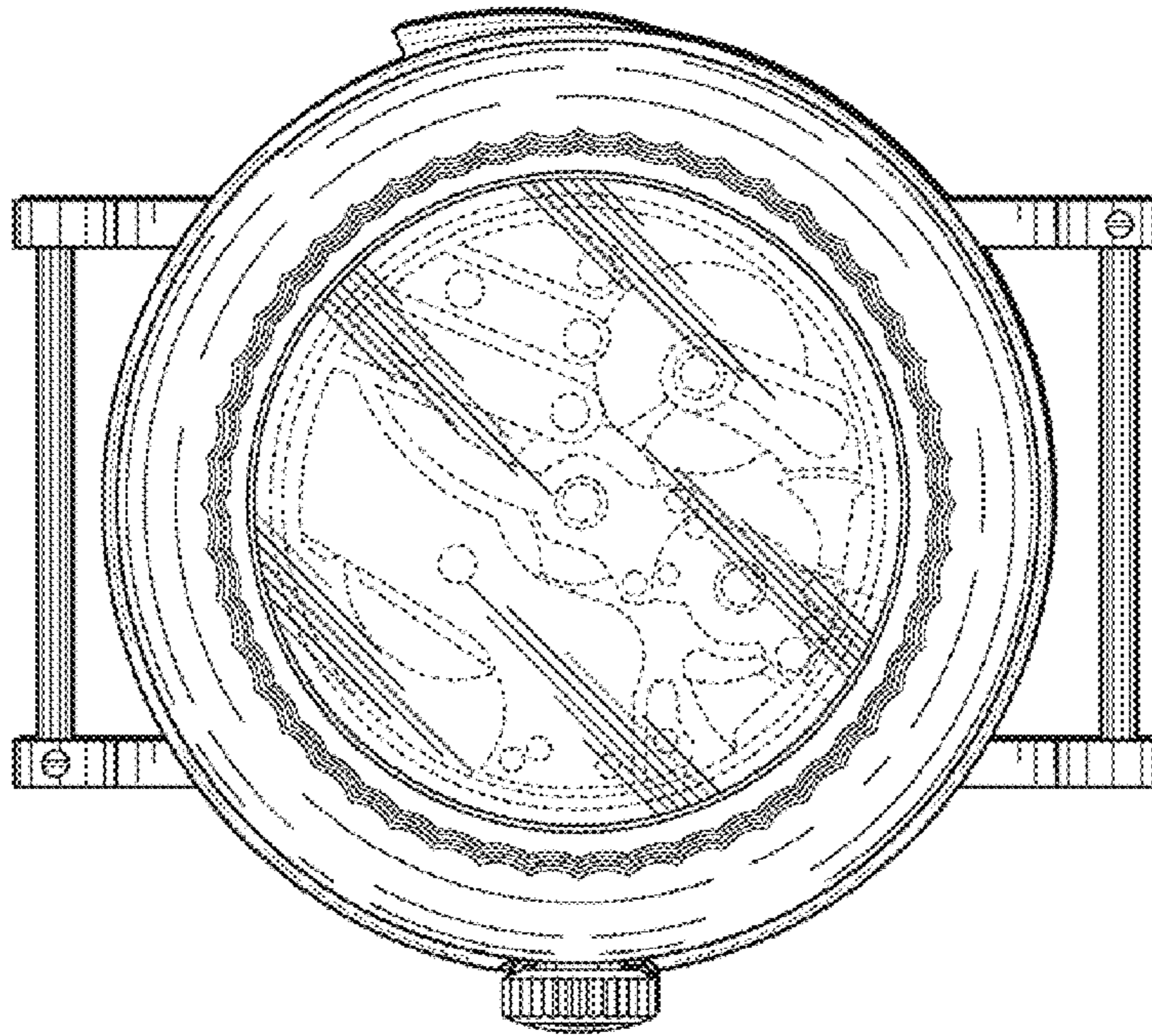


Fig. 1

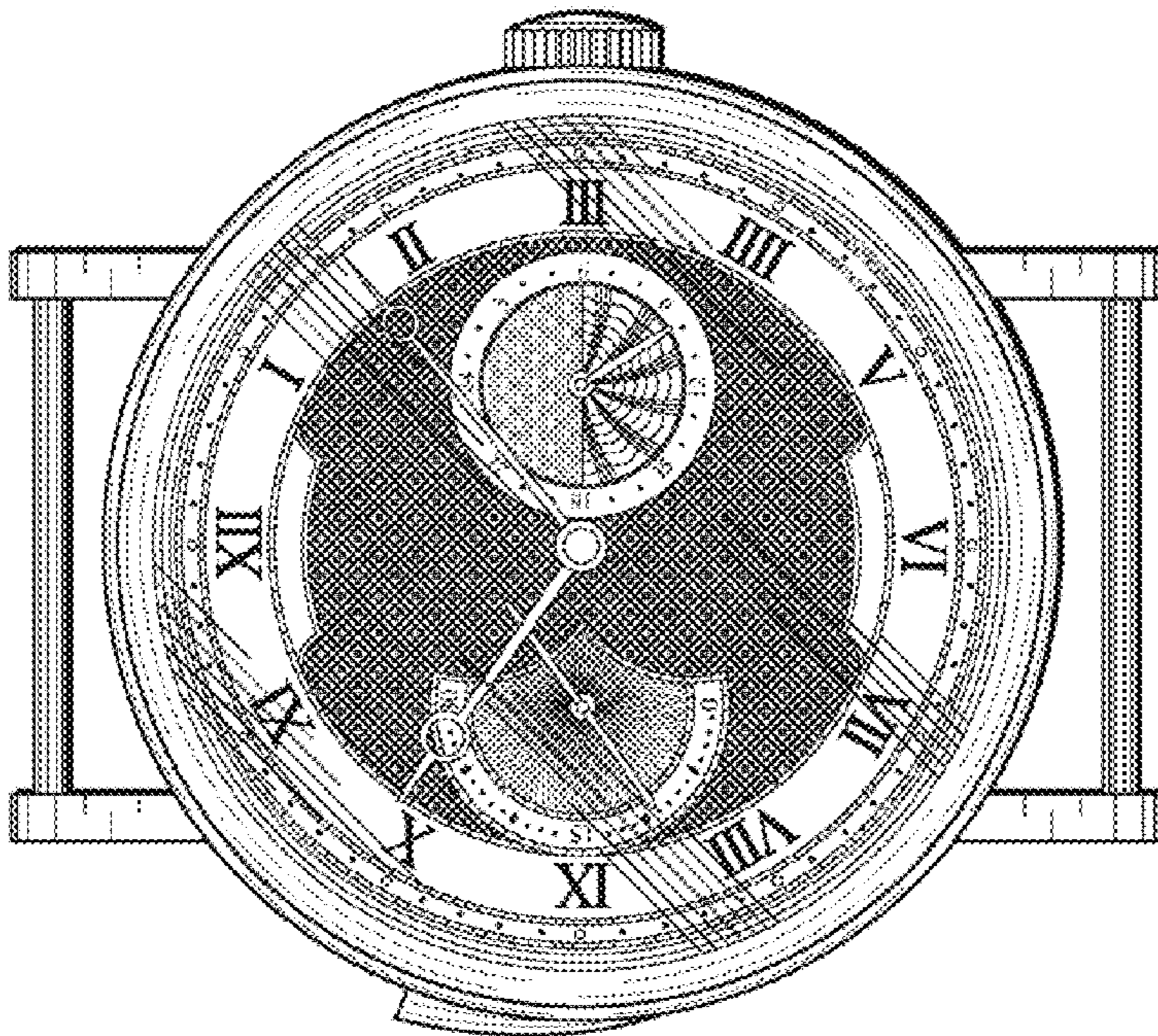


Fig. 3

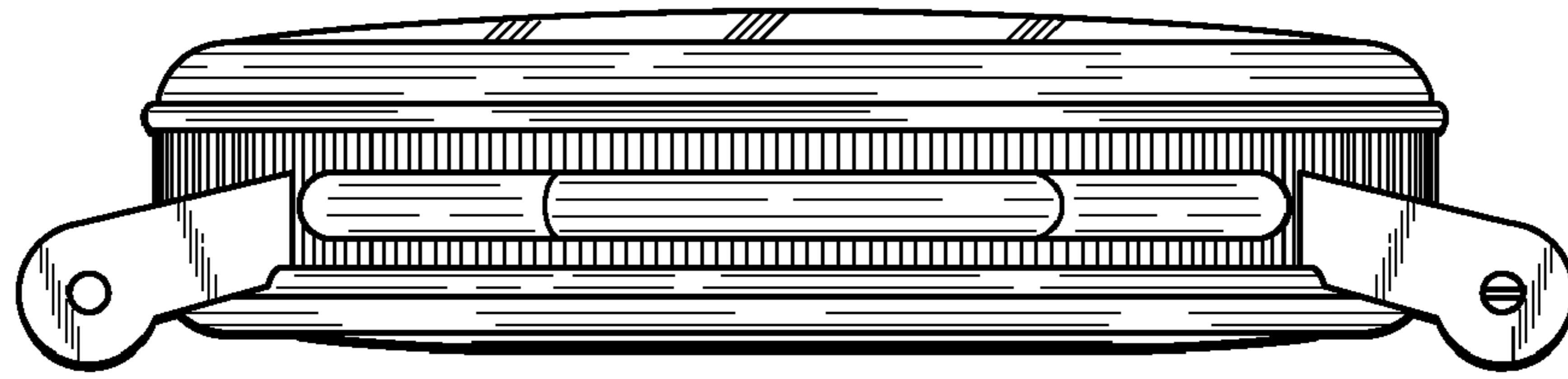


Fig. 4




Fig. 5

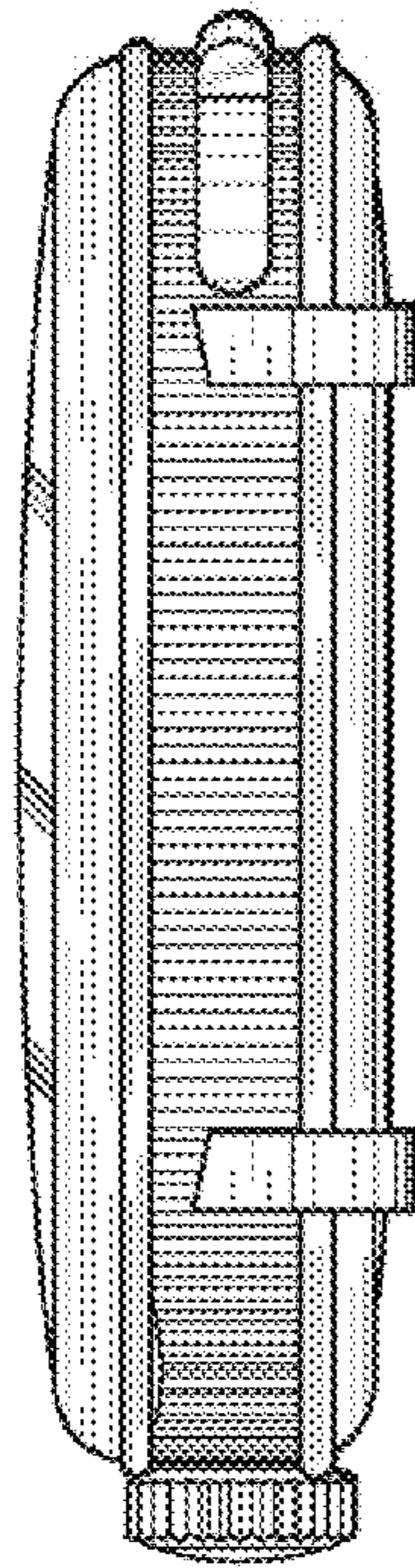


Fig. 6

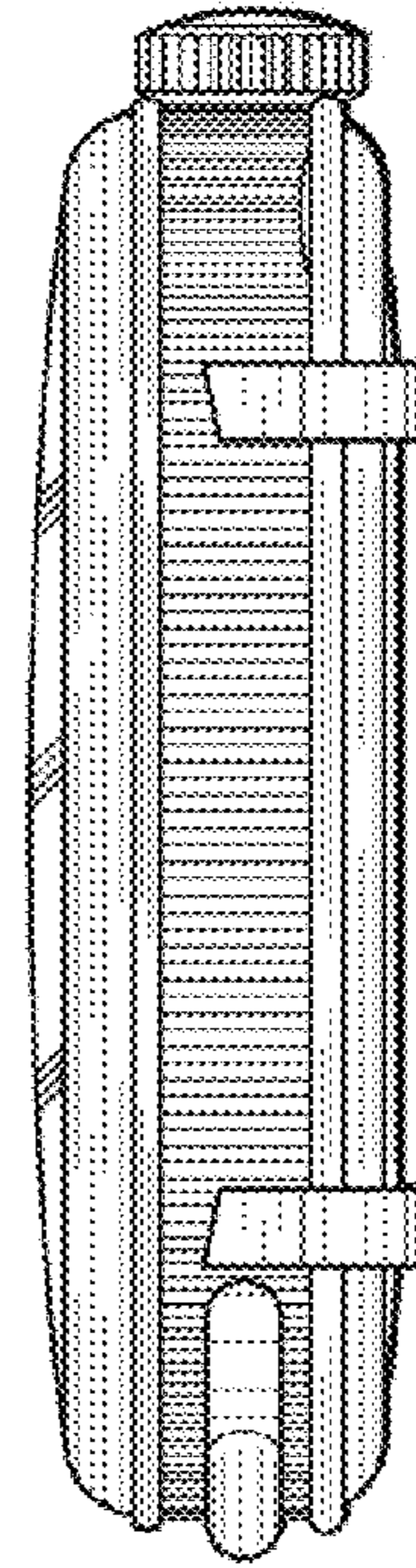


Fig. 7

