

US00D616719S

(12) **United States Design Patent**  
**Moore**

(10) **Patent No.:** **US D616,719 S**  
(45) **Date of Patent:** **\*\* Jun. 1, 2010**

(54) **COMBINATION TOOL**

(76) Inventor: **Dana A. Moore**, 25 - 157th PL SE.,  
Bothell, WA (US) 98012

(\*\*) Term: **14 Years**

(21) Appl. No.: **29/343,998**

(22) Filed: **Sep. 22, 2009**

(51) **LOC (9) Cl.** ..... **08-05**

(52) **U.S. Cl.** ..... **D8/105**

(58) **Field of Classification Search** ..... D8/81,  
D8/40, 23, 18, 17, 105; D3/210; 81/488,  
81/125.1; 7/147, 145, 144, 118; 30/299;  
294/19.1; 239/600; D22/118

See application file for complete search history.

(56) **References Cited**

**U.S. PATENT DOCUMENTS**

D150,111 S *	7/1948	Crum	.....	D8/99
D152,727 S *	2/1949	Peterson	.....	D22/118
D154,482 S *	7/1949	Hill	.....	D22/118
2,799,930 A *	7/1957	Champlin	.....	30/355
D201,710 S *	7/1965	Monek	.....	D8/19
4,015,331 A *	4/1977	Balke	.....	30/355
D285,900 S *	9/1986	Chan	.....	D8/105
D329,366 S *	9/1992	Ragoonath	.....	D8/76
D329,972 S *	10/1992	Calvagno	.....	D8/105

D409,269 S *	5/1999	Carson et al.	.....	D22/118
D445,655 S *	7/2001	Maddox	.....	D8/17
D477,523 S *	7/2003	Malvasio	.....	D8/105
D596,011 S *	7/2009	Almayda	.....	D8/105

\* cited by examiner

*Primary Examiner*—Cathron C Brooks

*Assistant Examiner*—Austin Murphy

(57) **CLAIM**

The ornamental design for a combination tool, as shown and described.

**DESCRIPTION**

FIG. 1 is a perspective view of a combination tool showing my new design;

FIG. 2 is a side elevation view thereof;

FIG. 3 is a top elevation view thereof;

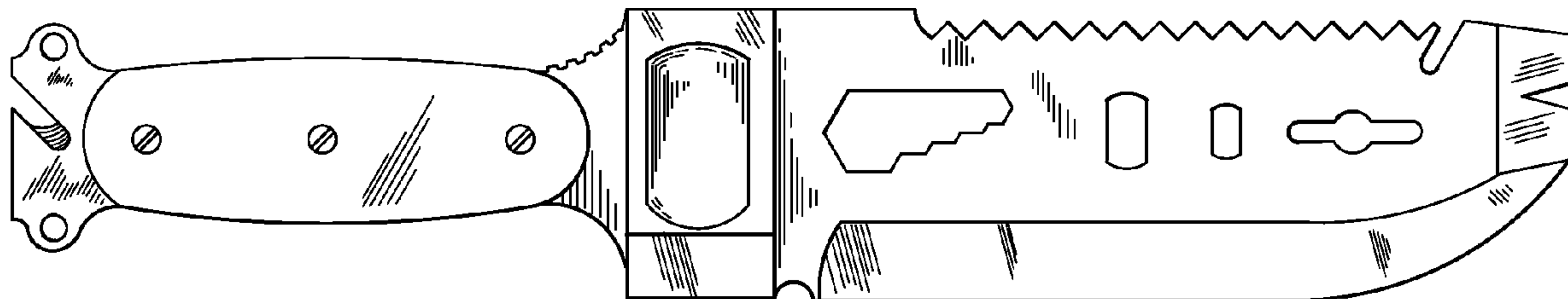
FIG. 4 is a bottom elevation view thereof;

FIG. 5 is a rear elevation view showing the end thereof; and,

FIG. 6 is a front elevation view showing the front end of the combination tool.

Shading lines shown in the drawings are intended to represent the approximate three-dimensional contour of the design, and are not intended to indicate surface decoration.

**1 Claim, 2 Drawing Sheets**



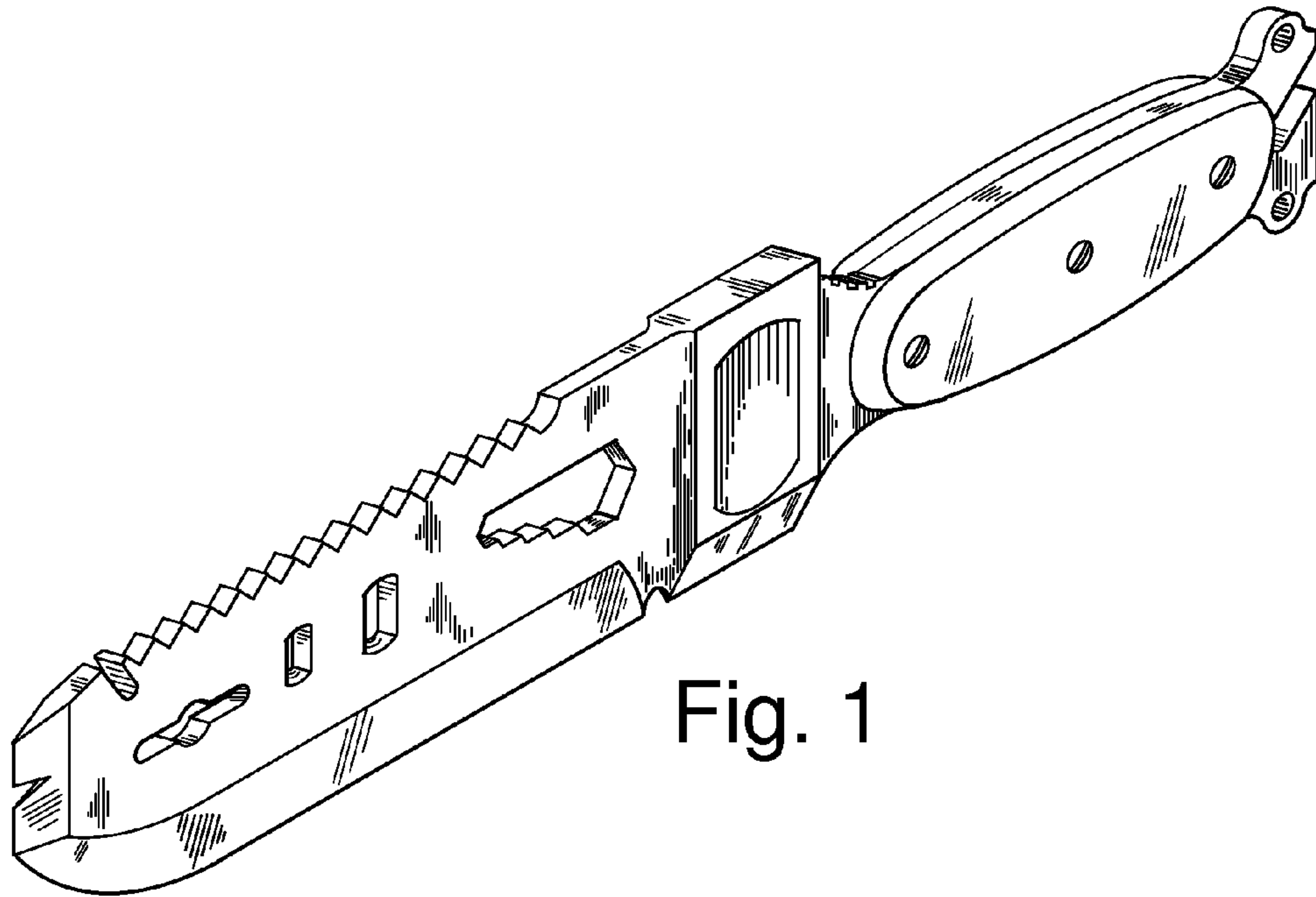


Fig. 1

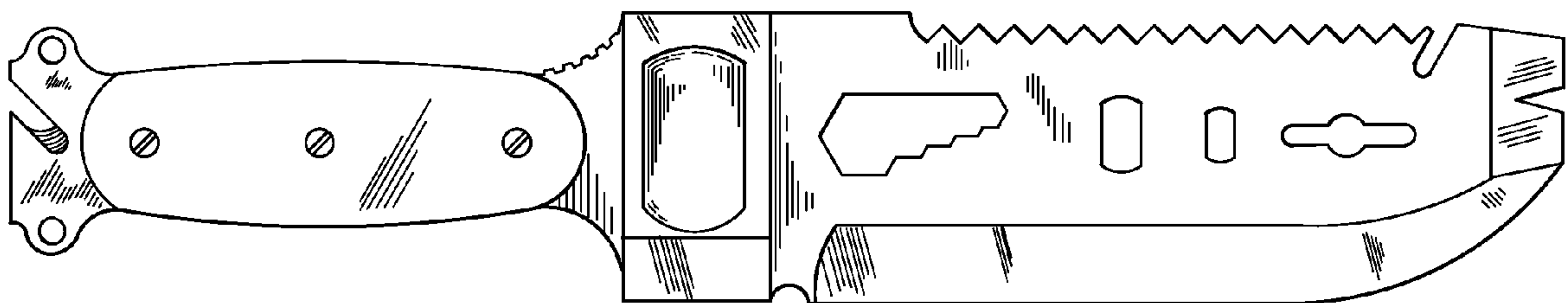


Fig. 2

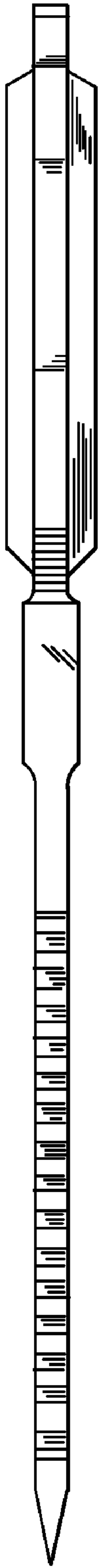


Fig. 3

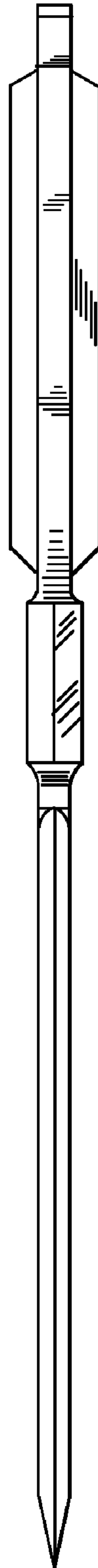


Fig. 4

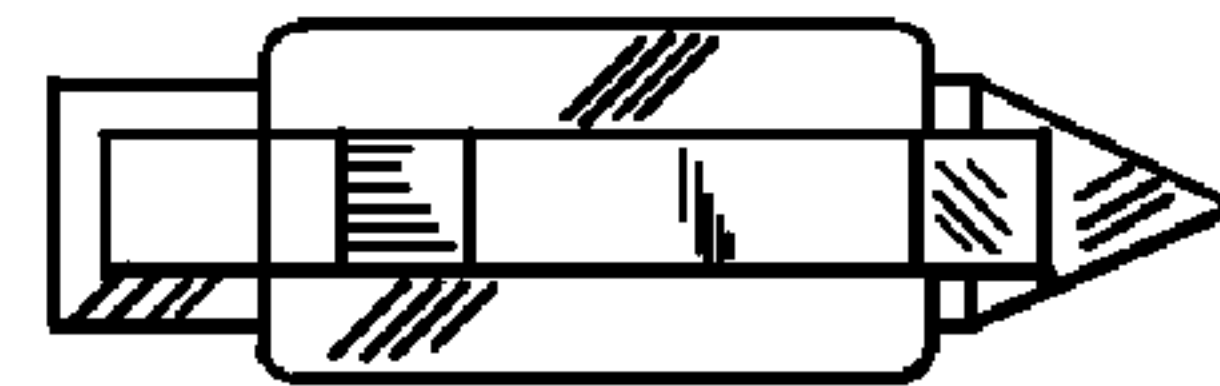


Fig. 5



Fig. 6