



US00D616713S

(12) **United States Design Patent**
Jossem

(10) **Patent No.:** **US D616,713 S**
(45) **Date of Patent:** **** Jun. 1, 2010**

(54) **KITCHEN UTENSIL**
(75) Inventor: **Adam A. Jossem**, Seattle, WA (US)
(73) Assignee: **Chef'n Corporation**, Seattle, WA (US)
(**) Term: **14 Years**
(21) Appl. No.: **29/323,149**
(22) Filed: **Aug. 19, 2008**
(51) **LOC (9) Cl.** **07-02**
(52) **U.S. Cl.** **D7/688**
(58) **Field of Classification Search** D7/669,
D7/368, 680-696; D32/46, 48, 49; 416/231 A,
416/231 R; 15/236.01, 236.07, 245.1; 294/1.1,
294/7, 8; 366/129
See application file for complete search history.

D375,353 S 11/1996 Wolff D24/116
D376,049 S 12/1996 Harris et al.
D387,629 S 12/1997 Thierry D7/688
D395,789 S 7/1998 Dodane D7/395
D396,613 S 8/1998 Cousins D7/688
D422,858 S 4/2000 Moore
D423,712 S 4/2000 Aoki et al.
D447,912 S 9/2001 Veltri et al. D7/401.2
D458,090 S 6/2002 Veltri et al. D7/688
D464,536 S 10/2002 Veltri et al. D7/688
D469,322 S 1/2003 Jorgensen D7/653
D481,912 S 11/2003 Jorgensen D7/644
D484,424 S 12/2003 Jorgensen D10/46.3
D487,942 S 3/2004 Hiroi
D488,394 S 4/2004 Overthun et al. D10/46.2

(Continued)

OTHER PUBLICATIONS

U.S. Appl. No. 29/276,319, filed Jan. 22, 2007.

Primary Examiner—Terry A Wallace
(74) *Attorney, Agent, or Firm*—Seed IP Law Group PLLC

(56) **References Cited**
U.S. PATENT DOCUMENTS

D53,588 S 7/1919 Grasberger
D77,900 S 3/1929 Lawson
D174,607 S 5/1955 Anderson D44/1
D198,982 S * 8/1964 Marcus D7/692
3,795,062 A 3/1974 Lamb 35/29 E
D254,935 S 5/1980 Staudinger
D265,601 S * 7/1982 Olsson D32/49
4,350,445 A * 9/1982 Olsson 366/129
D269,060 S 5/1983 Creamer D8/13
4,425,711 A 1/1984 Wood et al. 30/324
D272,661 S 2/1984 Cutler
D278,201 S 4/1985 Koepke
D283,668 S 5/1986 Dilot D7/149
D288,893 S 3/1987 Epstein
D298,721 S 11/1988 Rea, Sr. D7/140
D300,000 S 2/1989 Reinhardt
D307,331 S 4/1990 Pflieger
4,969,268 A 11/1990 Kelly, III 30/322
5,014,434 A 5/1991 Skerker et al. 30/345
D331,686 S 12/1992 Persson D7/649
D342,872 S 1/1994 Kanerva D7/691
D363,004 S 10/1995 Popek D7/644
D363,861 S * 11/1995 Slater D7/688
5,491,869 A 2/1996 Sullivan et al. 15/245

(57) **CLAIM**

The ornamental design for a kitchen utensil, as shown and described.

DESCRIPTION

FIG. 1 is an isometric view of a kitchen utensil showing my new design.
FIG. 2 is a front elevation view thereof.
FIG. 3 is a rear elevation view thereof.
FIG. 4 is a right side elevation view thereof.
FIG. 5 is a left side elevation view thereof.
FIG. 6 is a bottom plan view thereof; and,
FIG. 7 is a top plan view thereof.
The broken lines in the figures are for illustrative purposes only and form no part of the claimed design.

1 Claim, 4 Drawing Sheets



US D616,713 S

Page 2

U.S. PATENT DOCUMENTS

| | | | | | | | |
|--------------|---------|-------------------|--------|--------------|--------|-------------------|--------|
| D491,419 S * | 6/2004 | White et al. | D7/653 | D514,403 S | 2/2006 | Wolf | |
| D496,230 S | 9/2004 | Germany | D7/688 | D516,392 S * | 3/2006 | de Vries | D7/688 |
| D496,231 S | 9/2004 | Germany | D7/688 | D521,244 S | 5/2006 | Germany | D4/119 |
| D498,989 S | 11/2004 | White et al. | D7/688 | D541,599 S | 5/2007 | Quattromani | D7/688 |
| 6,938,523 B1 | 9/2005 | Farrey | | D575,101 S | 8/2008 | Germany | D7/395 |

* cited by examiner

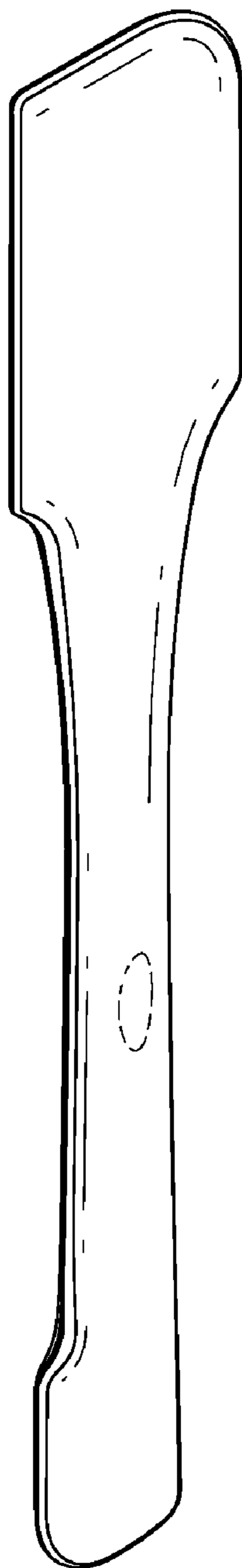


FIG. 1

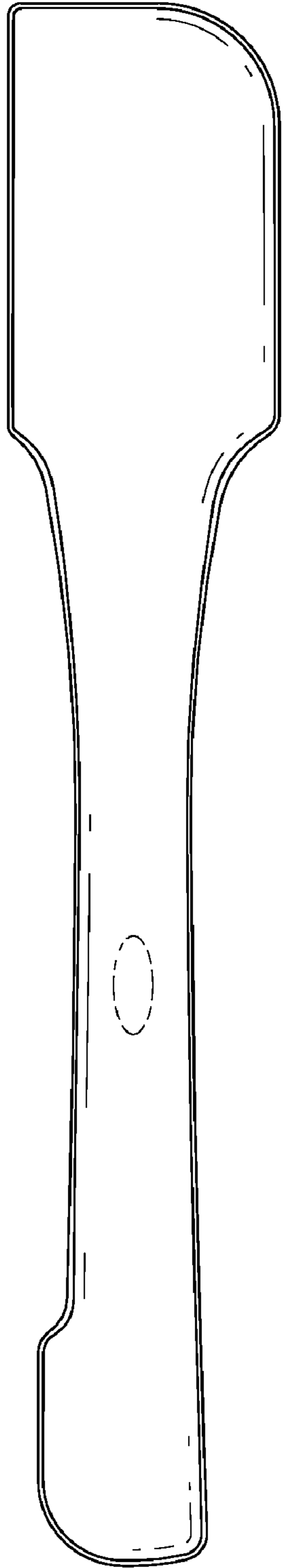


FIG. 2

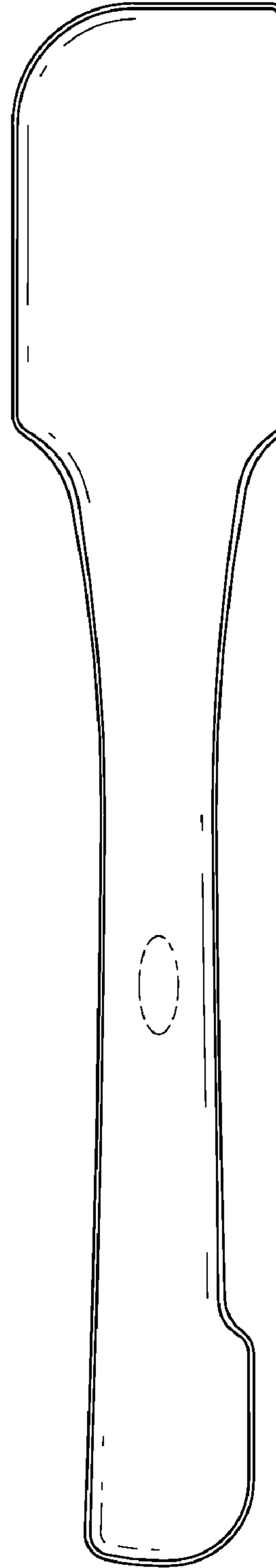


FIG. 3



FIG. 4



FIG. 5



FIG. 6



FIG. 7