



US00D616704S

(12) **United States Design Patent**  
**Hou et al.**

(10) **Patent No.:** **US D616,704 S**  
(45) **Date of Patent:** **\*\* Jun. 1, 2010**

(54) **TUMBLER**

(76) Inventors: **Glen Hou**, 1515 W. Sam Houston Pkwy.  
N., Houston, TX (US) 77043; **Eve Hou**,  
1515 W. Sam Houston Pkwy. N.,  
Houston, TX (US) 77043

(\*\*) Term: **14 Years**

(21) Appl. No.: **29/316,586**

(22) Filed: **Oct. 9, 2009**

(51) **LOC (9) Cl.** ..... **07-01**

(52) **U.S. Cl.** ..... **D7/509**

(58) **Field of Classification Search** ..... D7/509,  
D7/510, 511, 531, 523, 536, 533; 220/703,  
220/592.16, 592.17

See application file for complete search history.

(56) **References Cited**

U.S. PATENT DOCUMENTS

D119,280 S *	3/1940	May	.....	D7/531
D207,718 S *	5/1967	Benes	.....	D7/509
D219,529 S *	12/1970	Uhrmann	.....	D7/523
D253,216 S *	10/1979	Trombly	.....	D7/509
D260,344 S *	8/1981	Trombly	.....	D7/509
D261,086 S *	10/1981	Trombly	.....	D7/509
D288,766 S *	3/1987	Tardif	.....	D7/523
D295,131 S *	4/1988	Durand	.....	D7/530
D346,308 S *	4/1994	Cautereels et al.	.....	D7/509
D406,365 S *	3/1999	Furner	.....	D26/9
D427,338 S *	6/2000	Ratia	.....	D26/9

D440,466 S *	4/2001	Lillelund et al.	.....	D7/523
D474,073 S *	5/2003	Rorke et al.	.....	D7/523
D511,436 S *	11/2005	Giddings et al.	.....	D7/509
D514,894 S *	2/2006	Martinez	.....	D7/606
D550,039 S *	9/2007	Haberli	.....	D7/523
D557,986 S *	12/2007	Dorst	.....	D7/536
D602,735 S *	10/2009	Lown et al.	.....	D7/397

\* cited by examiner

*Primary Examiner*—Marianne Pandozzi

(74) *Attorney, Agent, or Firm*—James L. Jackson

(57) **CLAIM**

The ornamental design for a tumbler, as shown and described.

**DESCRIPTION**

FIG. 1 is a front isometric view of a tumbler showing our new design;

FIG. 2 is a rear isometric view thereof;

FIG. 3 is a right side isometric view thereof;

FIG. 4 is a left side isometric view thereof;

FIG. 5 is a top isometric view thereof;

FIG. 6 is a bottom isometric view thereof;

FIG. 7 is a top, side isometric view thereof; and,

FIG. 8 is an environmental isometric view thereof.

The broken line showing of an extra tumbler in FIG. 8 is included for the purpose of illustrating stackability and forms no part of the claimed design.

**1 Claim, 4 Drawing Sheets**





FIG. 1



FIG. 2



FIG. 3




FIG. 4

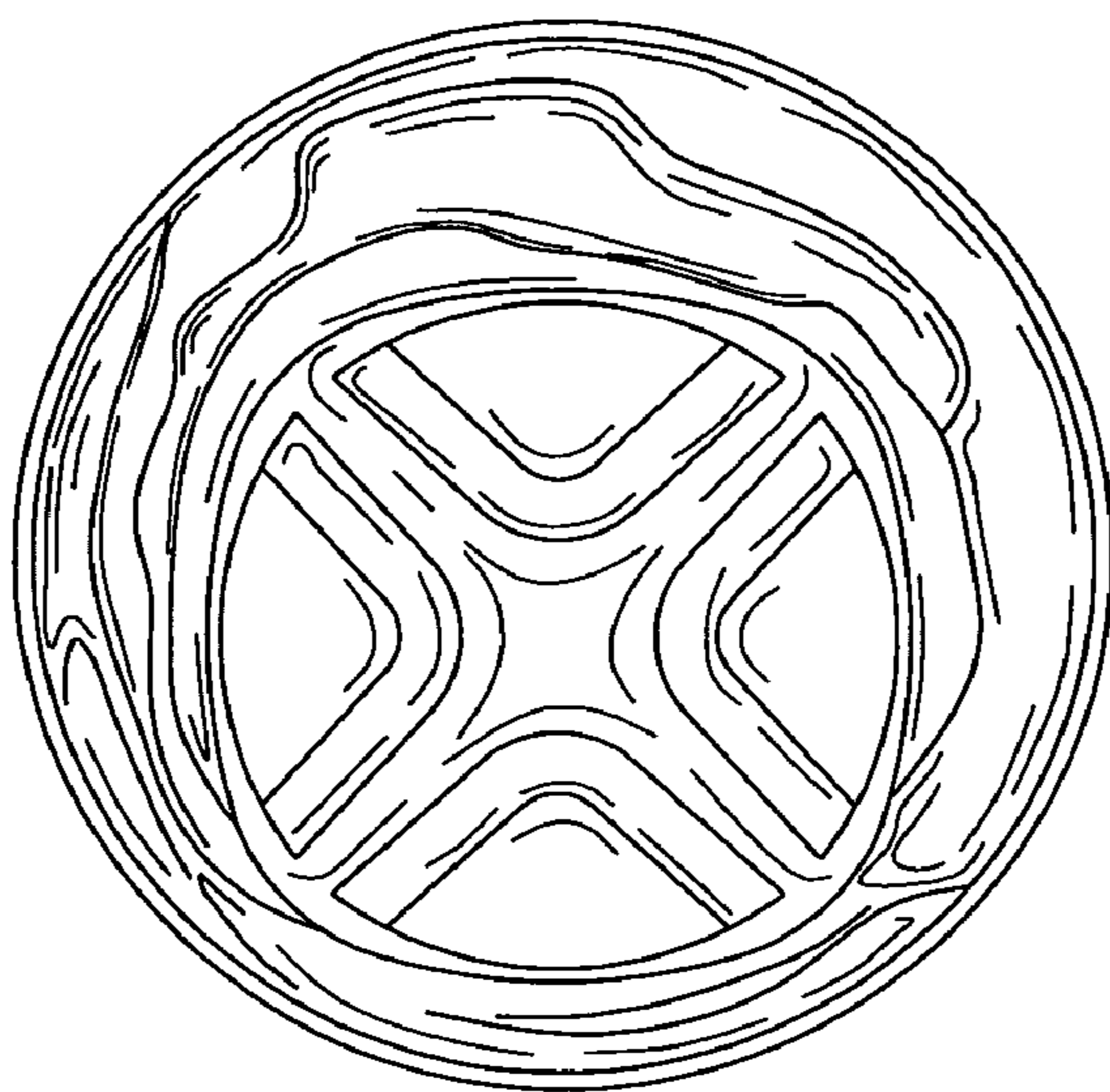


FIG. 5

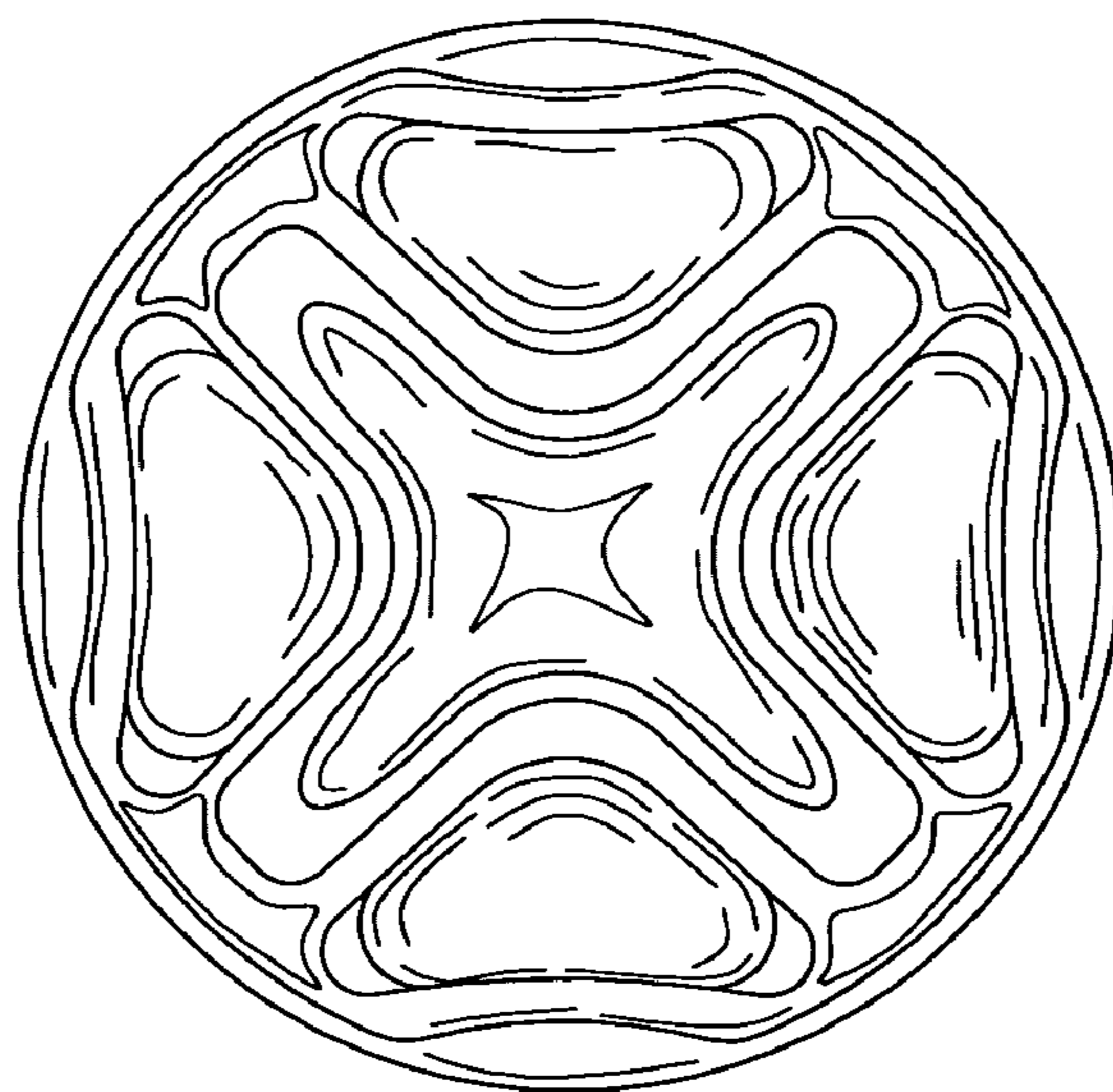


FIG. 6

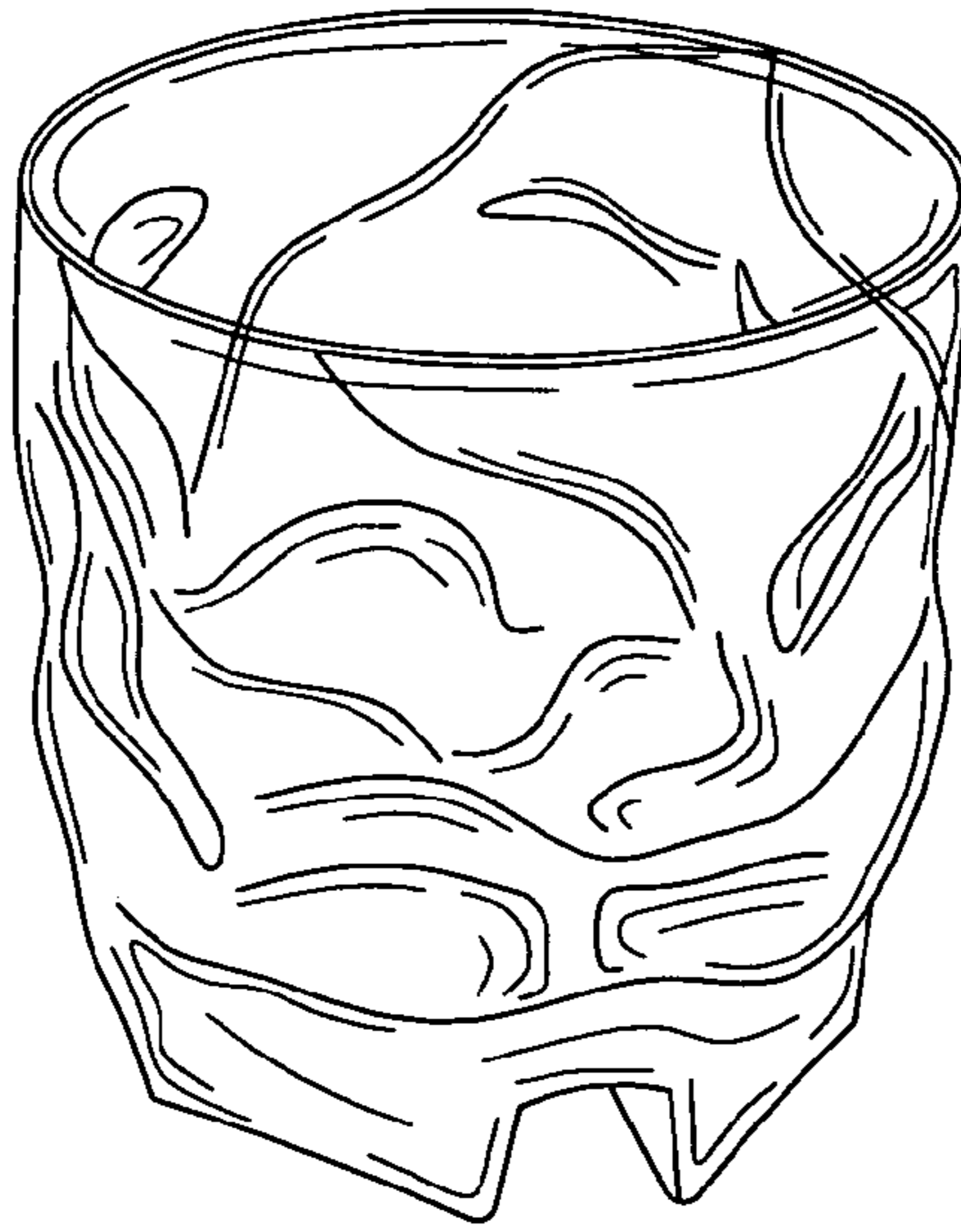


FIG. 7



FIG. 8