



US00D616702S

(12) **United States Design Patent**  
**Liu et al.**

(10) **Patent No.:** **US D616,702 S**  
(45) **Date of Patent:** **\*\* Jun. 1, 2010**

(54) **GRILL SURFACE**

(75) Inventors: **Tachi Liu**, Tainan (TW); **Zhaohong Li**, Xiamen (CN)

(73) Assignee: **Tsann Kuen (China) Enterprise Co., Ltd.**, Xiamen, Fujian (CN)

(\*\*) Term: **14 Years**

(21) Appl. No.: **29/354,115**

(22) Filed: **Jan. 20, 2010**

**Related U.S. Application Data**

(62) Division of application No. 29/329,433, filed on Dec. 15, 2008, now Pat. No. Des. 611,762.

(30) **Foreign Application Priority Data**

Jun. 13, 2008 (CN) ..... 2008 3 0111674

(51) **LOC (9) Cl.** ..... **07-02**

(52) **U.S. Cl.** ..... **D7/409**

(58) **Field of Classification Search** ..... D7/323,  
D7/354-363, 388, 390, 402, 404, 407, 409,  
D7/554.3, 698; 99/324, 331, 339-340, 402,  
99/421 A, 421 H, 421 HH, 421 R, 422-427,  
99/449-450; 126/9 R, 25 R, 39 R, 41 R,  
126/299 C; 219/448.17, 730, 759, 1; 220/485,  
220/491-494, 500, 507, 573.1, 752, 759,  
220/769, 912

See application file for complete search history.

(56) **References Cited**

**U.S. PATENT DOCUMENTS**

D256,082 S \* 7/1980 Colato et al. .... D7/409  
D256,653 S \* 9/1980 Painter et al. .... D7/409

D257,115 S \* 9/1980 Anderson ..... D7/359  
D362,154 S \* 9/1995 Pusateri ..... D7/359  
D364,995 S \* 12/1995 Koziol ..... D7/409  
D365,495 S \* 12/1995 O'Higgins ..... D7/359  
6,363,842 B1 \* 4/2002 Lin ..... 99/425  
D570,154 S \* 6/2008 Wang ..... D7/359  
7,640,849 B2 \* 1/2010 Grant ..... 99/349  
D611,762 S \* 3/2010 Liu et al. .... D7/409  
7,669,522 B2 \* 3/2010 Cohen et al. .... 99/375  
2004/0216730 A1 \* 11/2004 Sawhney et al. .... 126/1 R  
2006/0266346 A1 \* 11/2006 Grant ..... 126/30

\* cited by examiner

*Primary Examiner*—Carol Veynar

*Assistant Examiner*—Ricky Pham

(74) *Attorney, Agent, or Firm*—Kening Li; Pinsent Masons LLP

(57) **CLAIM**

The ornamental design for a grill surface, as shown and described.

**DESCRIPTION**

FIG. 1 is a perspective view of a grill surface;

FIG. 2 is a top view of FIG. 1;

FIG. 3 is a rear view of FIG. 1;

FIG. 4 is a front view of FIG. 1;

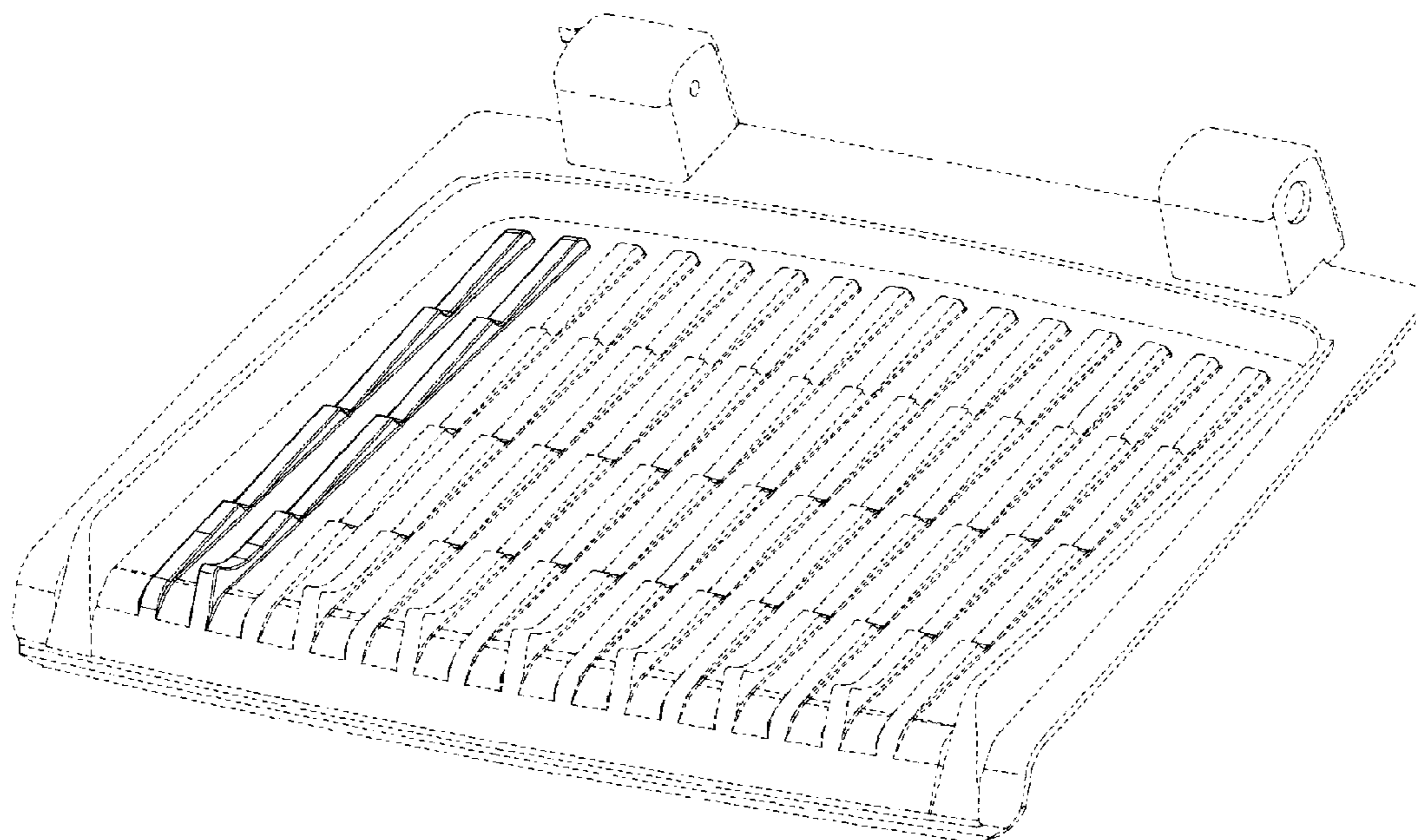
FIG. 5 is a right side view of FIG. 1;

FIG. 6 is a left side view of FIG. 1; and,

FIG. 7 is a bottom view of FIG. 1.

The subject matter in broken lines is provided for environmental purposes only and is not considered part of the claimed design.

**1 Claim, 5 Drawing Sheets**



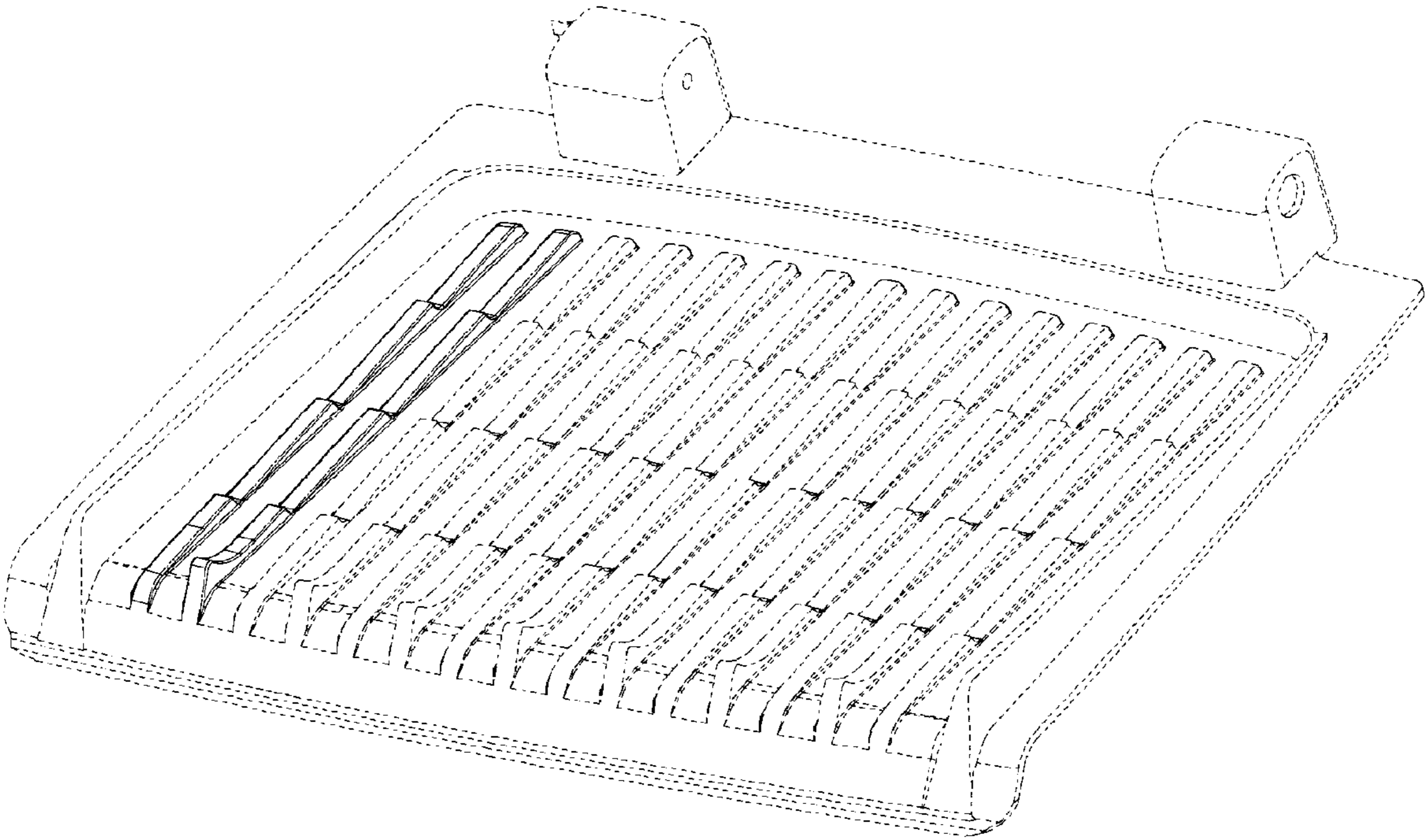


FIG. 1

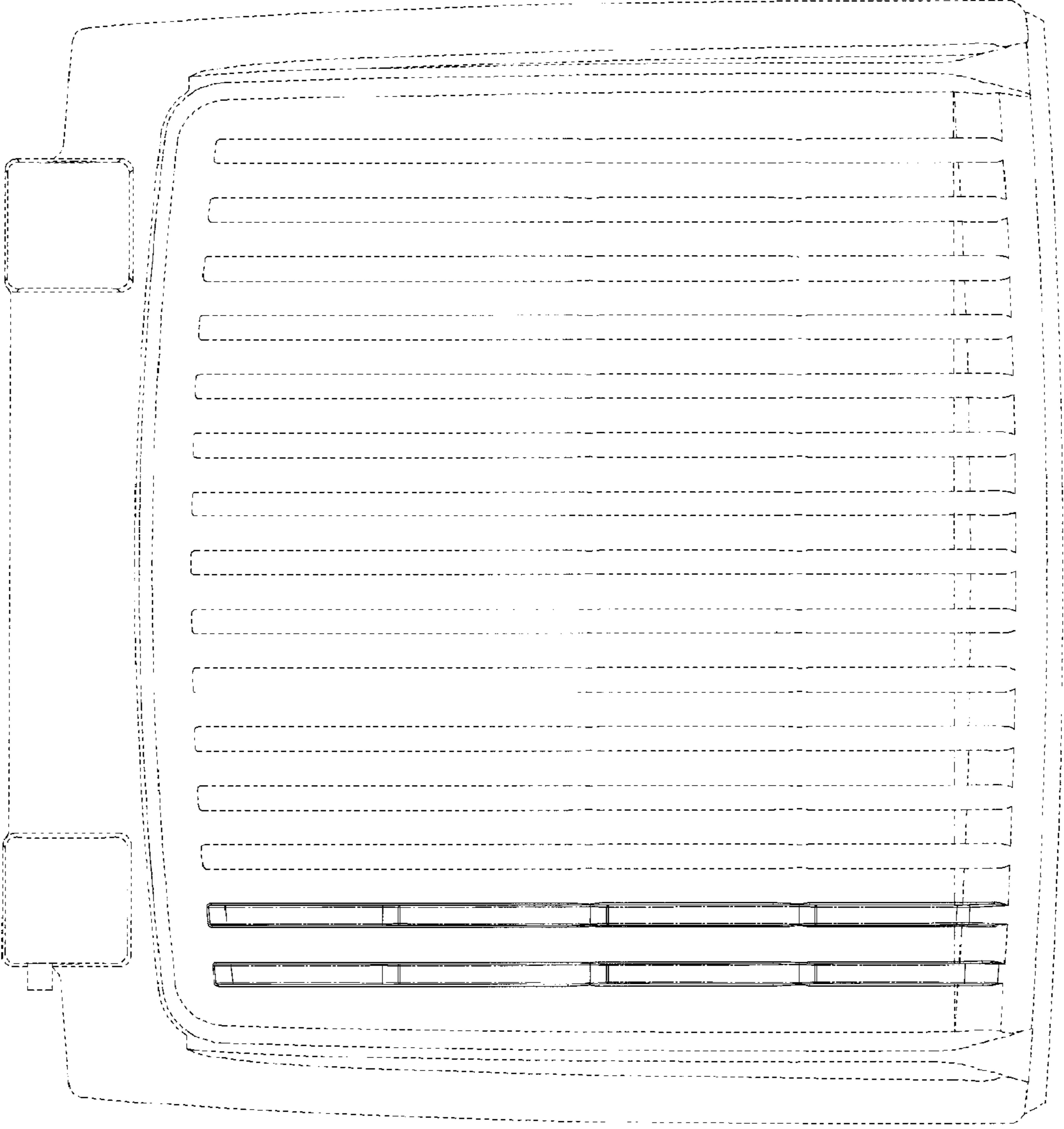


FIG.2

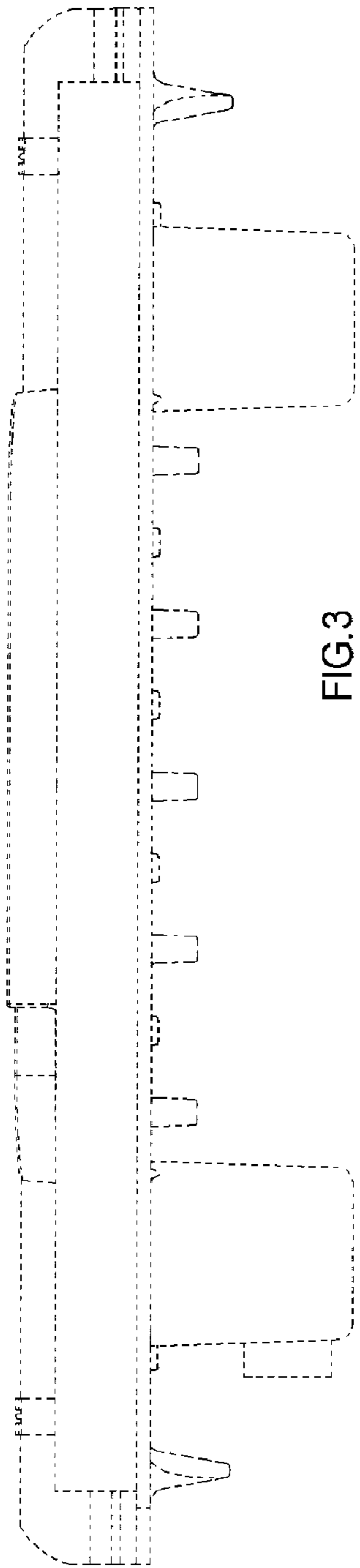


FIG.3

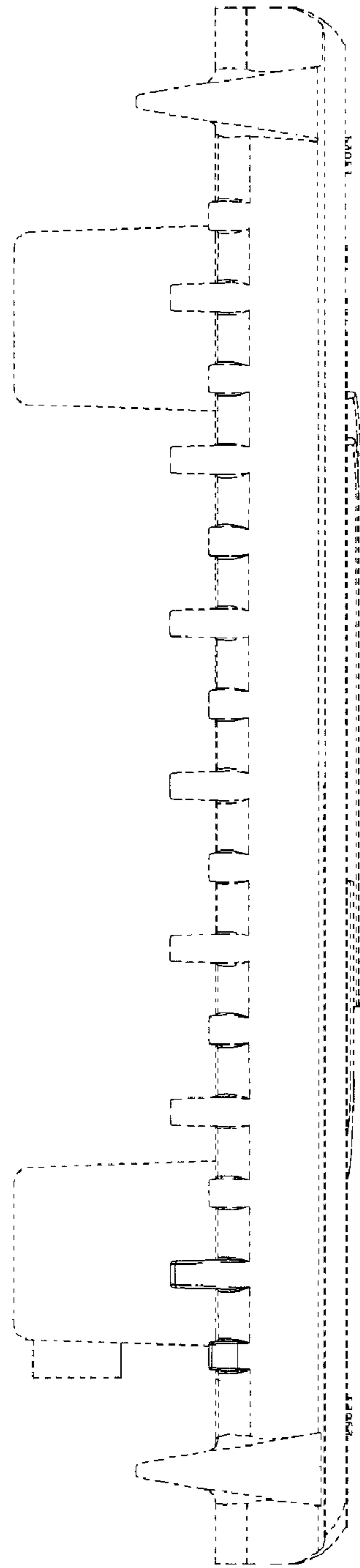


FIG.4




FIG. 5

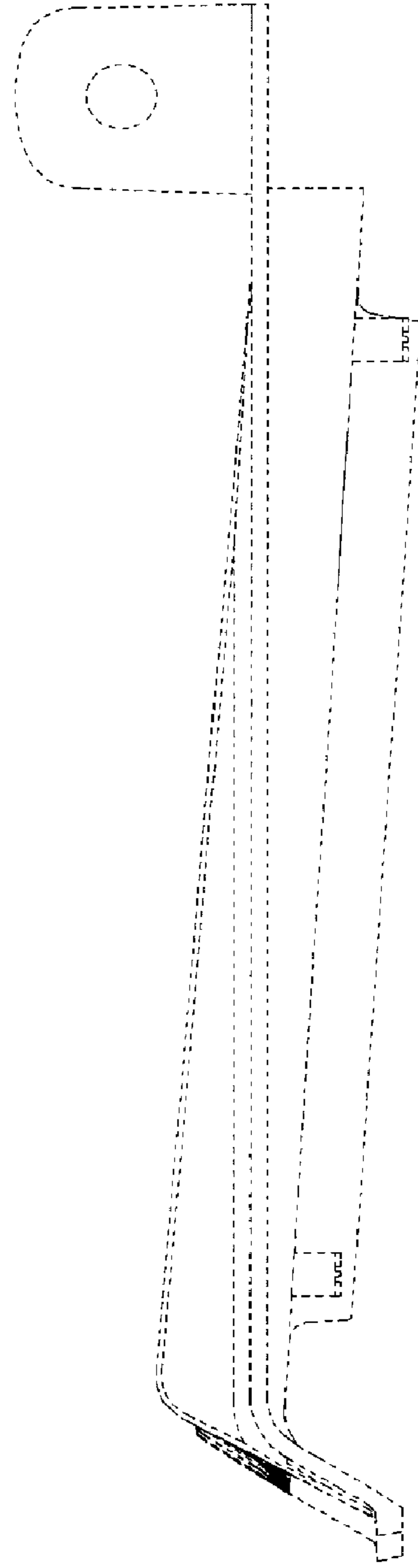


FIG. 6

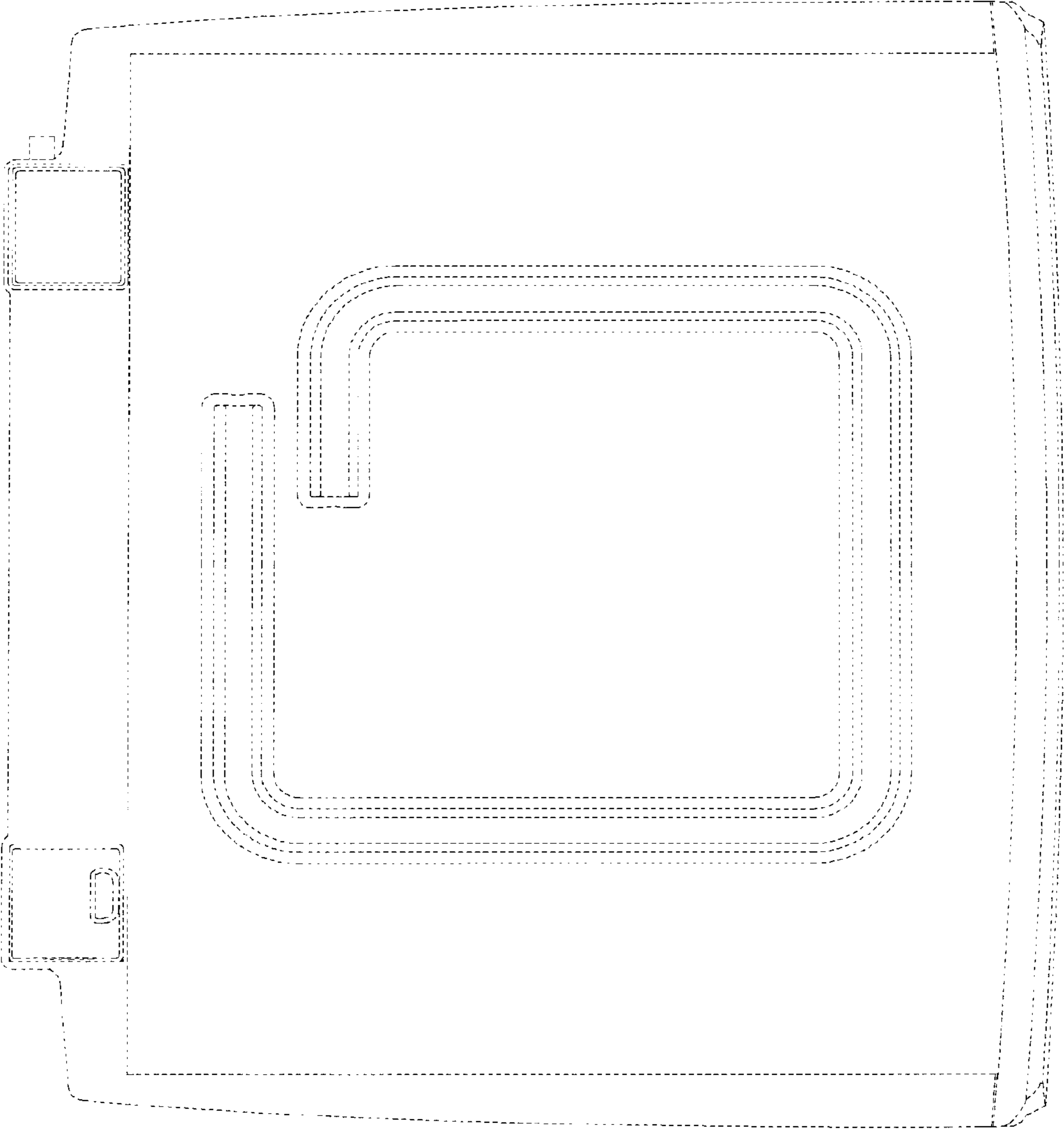


FIG.7