



US00D616696S

(12) **United States Design Patent**
Grey et al.

(10) **Patent No.:** **US D616,696 S**
(45) **Date of Patent:** **** Jun. 1, 2010**

(54) **RANGETOP**

(75) Inventors: **Jonathan Grey**, Huntersville, NC (US);
Graham Sadtler, New Bern, NC (US)

(73) Assignee: **BSH Home Appliances Corporation**,
Huntington Beach, CA (US)

(**) Term: **14 Years**

(21) Appl. No.: **29/341,080**

(22) Filed: **Jul. 30, 2009**

(51) **LOC (9) Cl.** **07-02**

(52) **U.S. Cl.** **D7/346**

(58) **Field of Classification Search** D7/339-340,
D7/346-349, 402, 407-408; 126/19 R, 39 C,
126/273 R, 273 S, 275 R, 257 E, 273 A; 219/458,
219/460, 464, 538, 552

See application file for complete search history.

(56) **References Cited**

U.S. PATENT DOCUMENTS

D467,461 S * 12/2002 Jones et al. D7/346
D486,034 S * 2/2004 Nichols D7/346
D486,350 S * 2/2004 Nichols D7/346

D580,225 S * 11/2008 Geiger et al. D7/408
D581,215 S * 11/2008 Geiger et al. D7/408
D585,241 S * 1/2009 Geiger et al. D7/408
D597,373 S * 8/2009 Geiger et al. D7/408

* cited by examiner

Primary Examiner—Catherine R Oliver

(74) *Attorney, Agent, or Firm*—James E. Howard; Andre
Pallapies

(57) **CLAIM**

The ornamental design for a rangetop, as shown and
described.

DESCRIPTION

FIG. 1 is a perspective view of a rangetop showing our orna-
mental design, with the rear and bottom view being plain and
unornamented;

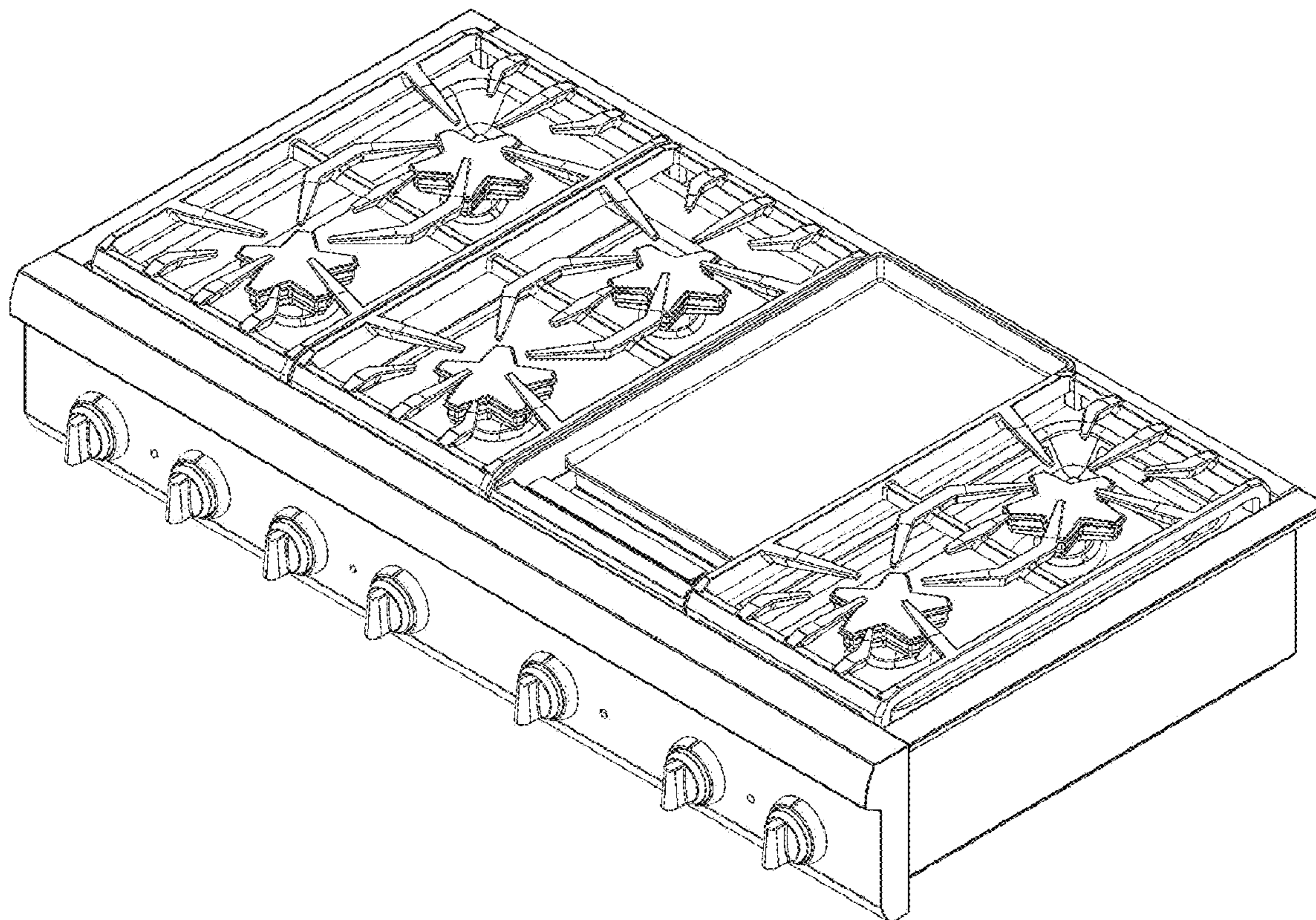
FIG. 2 is a top view thereof;

FIG. 3 is a left side view thereof;

FIG. 4 is a front view thereof; and,

FIG. 5 is a right side view thereof.

1 Claim, 5 Drawing Sheets



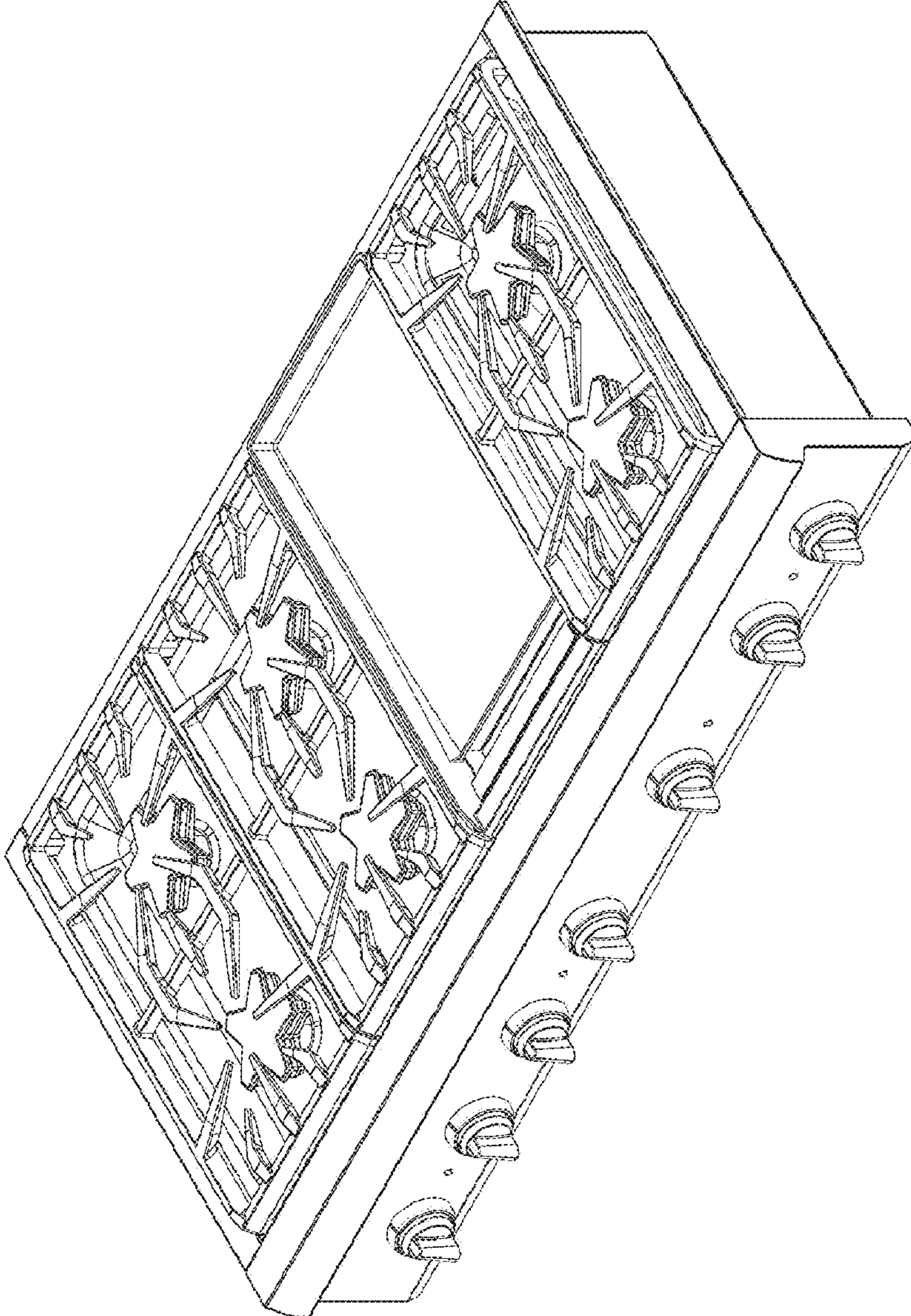


Fig. 1

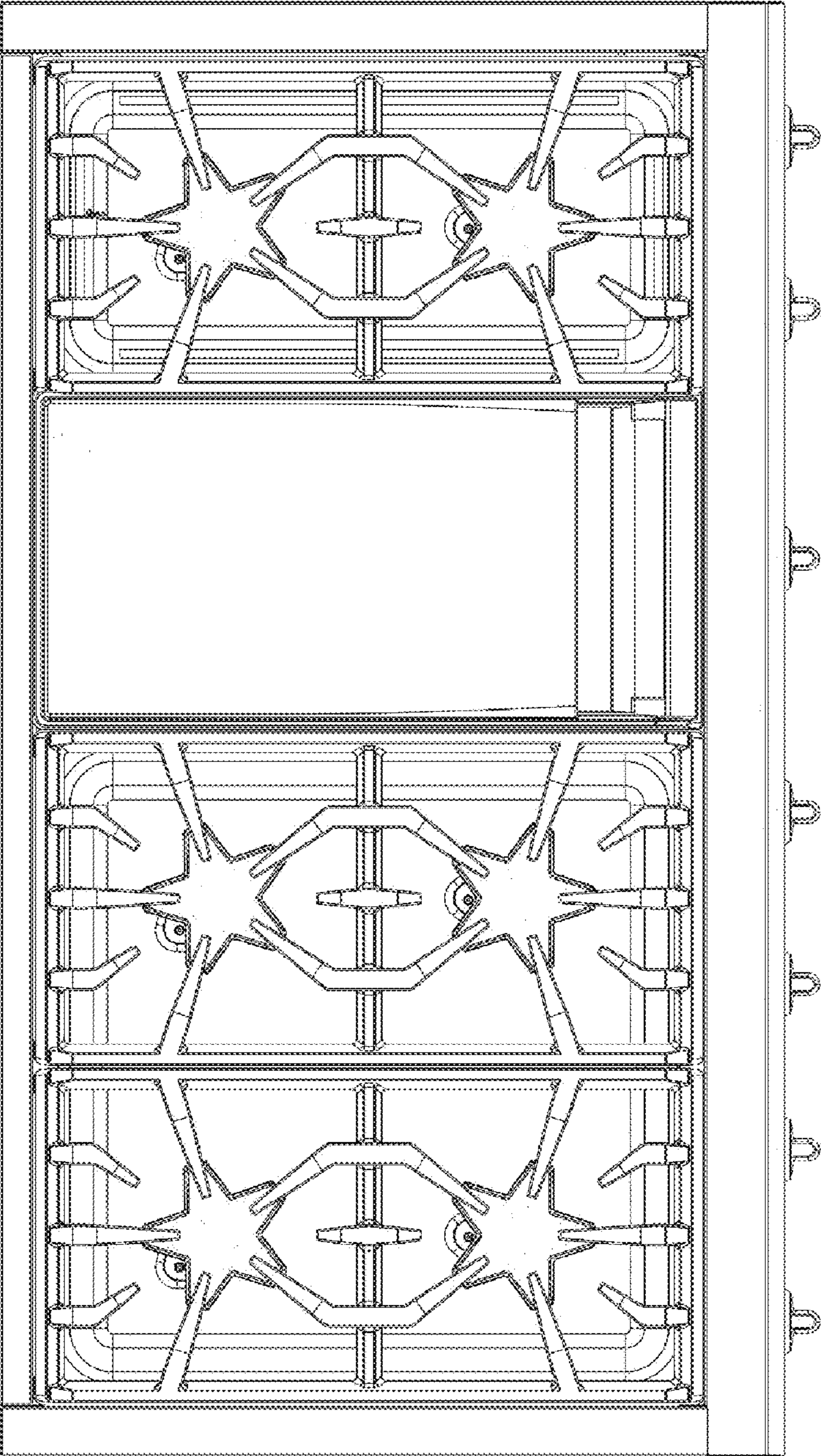


Fig. 2




Fig. 3

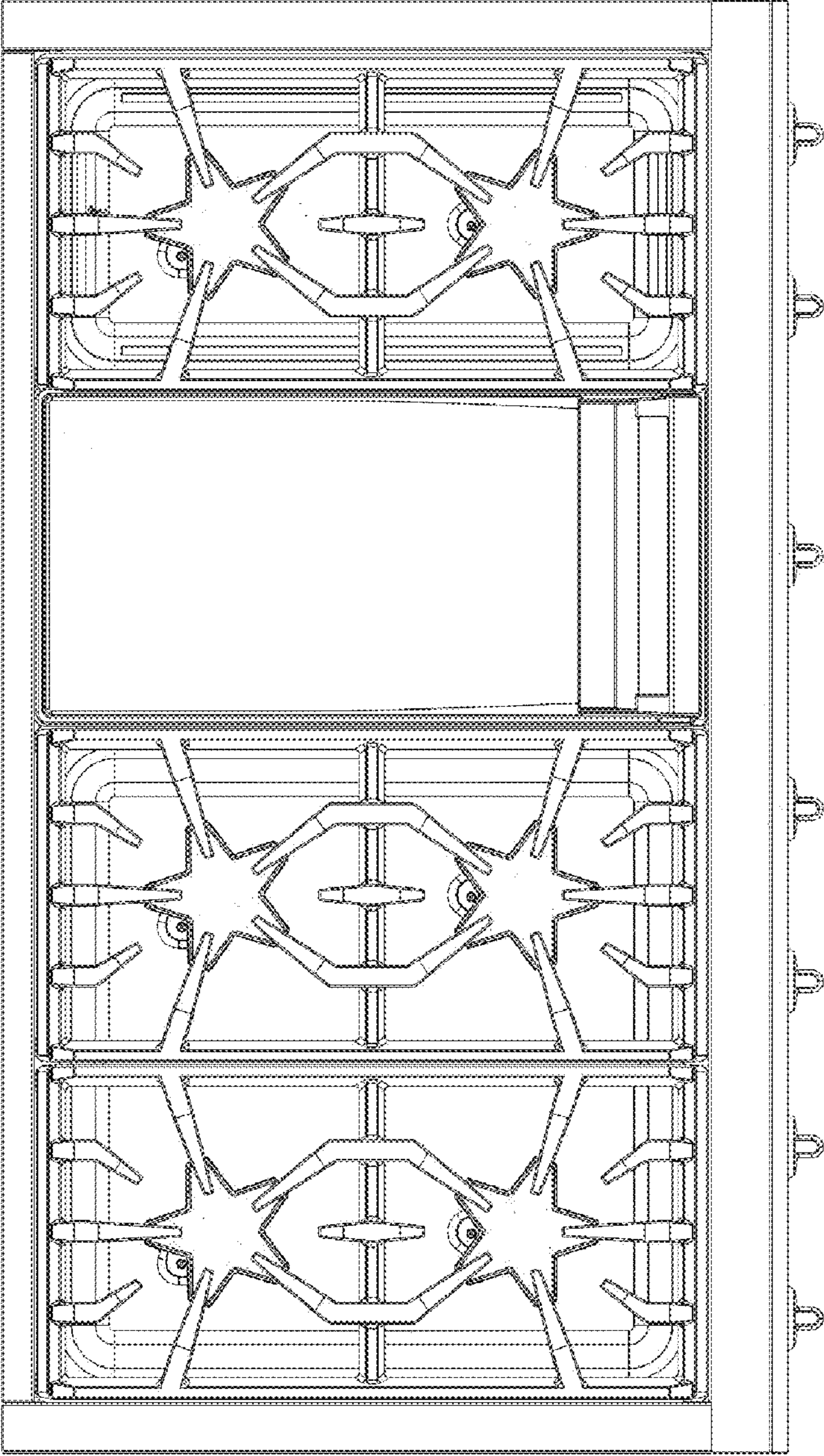


Fig. 4




Fig. 5