



US00D616687S

(12) **United States Design Patent**
Yuzyk

(10) **Patent No.:** **US D616,687 S**
(45) **Date of Patent:** **** Jun. 1, 2010**

(54) **MAIL AND KEY RING HOLDER**
(75) Inventor: **Thea Yuzyk**, Toronto (CA)
(73) Assignee: **Umbra LLC**, Buffalo, NY (US)
(**) Term: **14 Years**
(21) Appl. No.: **29/313,351**
(22) Filed: **Dec. 30, 2008**

D459,130 S 6/2002 Annan
D496,817 S 10/2004 Martin
D555,406 S 11/2007 Burt
D573,661 S * 7/2008 Golad D21/386
D587,936 S * 3/2009 Johnson D6/563
D602,295 S * 10/2009 Ferguson D6/572
2006/0151409 A1 7/2006 Schmoelzer

* cited by examiner

Primary Examiner—Brian N Vinson

(74) *Attorney, Agent, or Firm*—Simpson & Simpson, PLLC

(51) **LOC (9) Cl.** **06-04**
(52) **U.S. Cl.** **D6/553**
(58) **Field of Classification Search** D6/512–574;
D21/376, 385–391, 396, 478–480, 484, 491,
D21/503, 504; D25/56, 58, 102, 112, 113,
D25/116, 138, 139, 199; D8/345, 363, 367,
D8/371–373, 380; 248/309.1; 206/349;
211/13.1, 86.01, 87.01, 88.01, 85.9; 273/236–288,
273/292–295
See application file for complete search history.

(57) **CLAIM**

The ornamental design for a mail and key ring holder, as shown and described.

DESCRIPTION

FIG. 1 is a perspective view of a mail and key ring holder showing my new design;
FIG. 2 is a front elevational view thereof;
FIG. 3 is a rear elevational view thereof;
FIG. 4 is a left side elevational view thereof;
FIG. 5 is a right side elevational view thereof;
FIG. 6 is a bottom plan view thereof; and,
FIG. 7 is a top plan view thereof.


The broken line disclosure of mail items, key rings, keys, and wall fragment in FIG. 1 is for illustrative purposes only and forms no part of the claimed design.

(56) **References Cited**

U.S. PATENT DOCUMENTS

D148,738 S * 2/1948 Wild D6/563
4,362,248 A 12/1982 Vilanova
D269,656 S 7/1983 Swett et al.
D293,178 S * 12/1987 Hamami D6/559
D308,148 S 5/1990 Meyer
D331,855 S 12/1992 Kaplan
5,620,089 A 4/1997 Mills
6,260,749 B1 7/2001 Horovitz

1 Claim, 3 Drawing Sheets



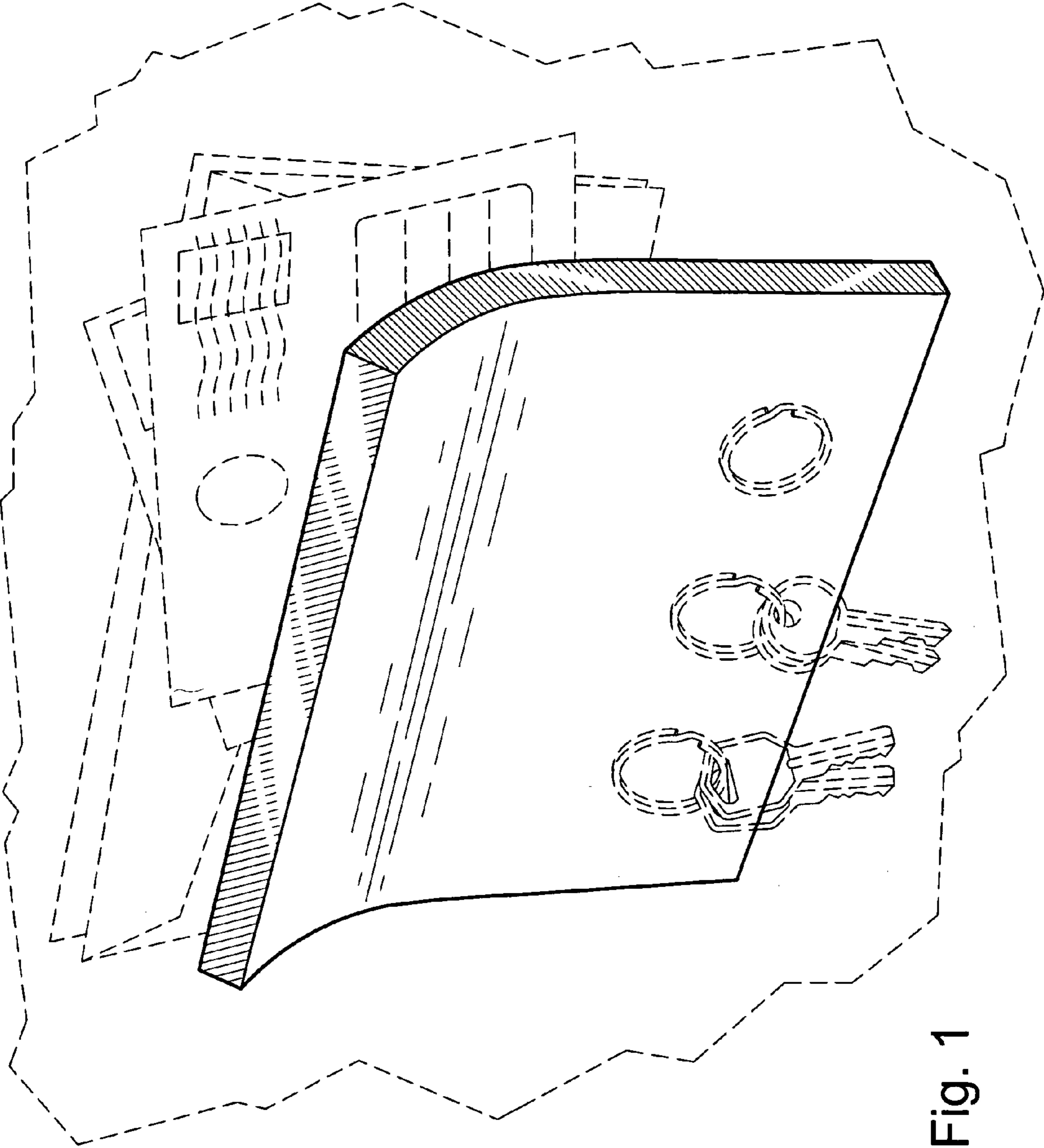


Fig. 1




Fig. 2

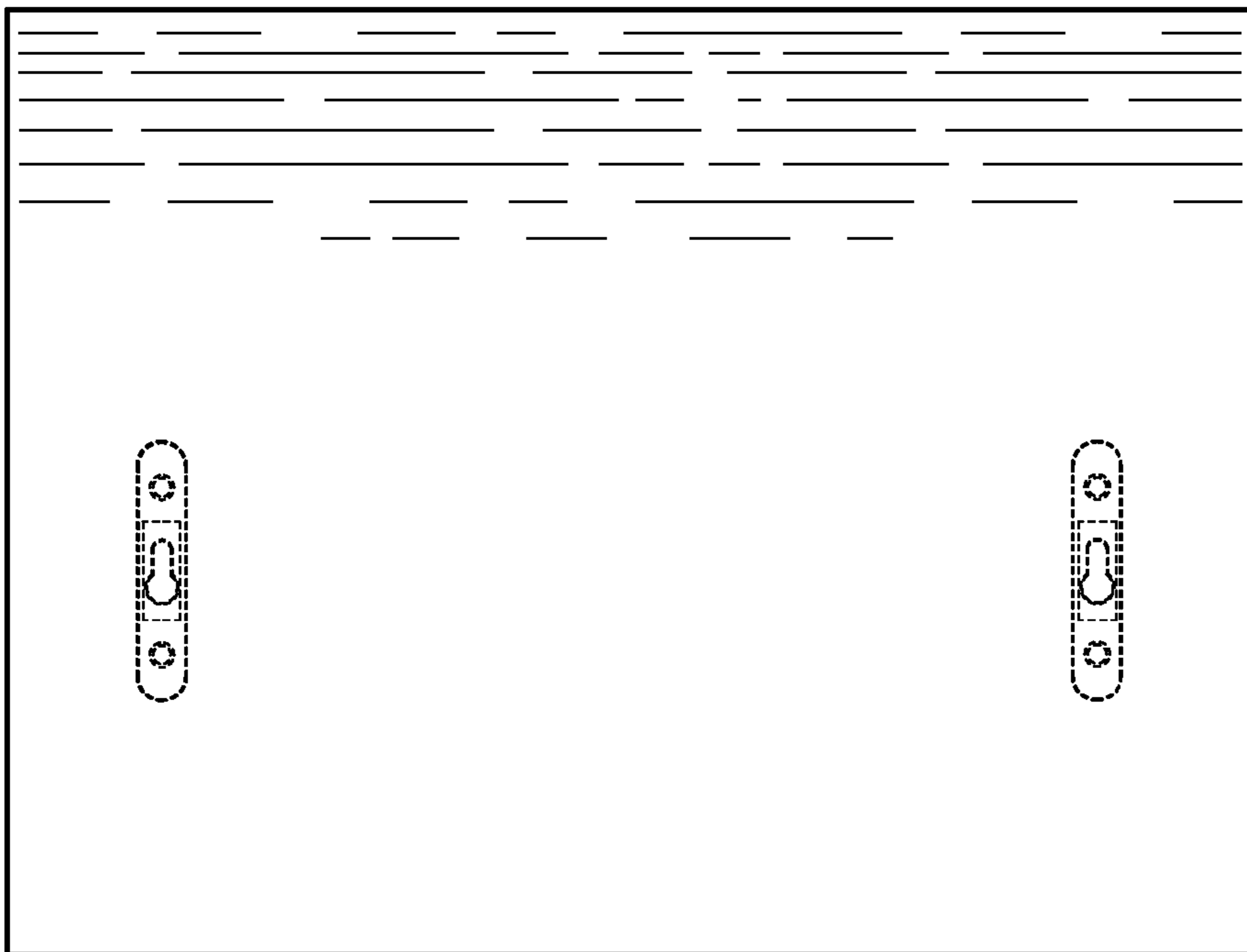


Fig. 3

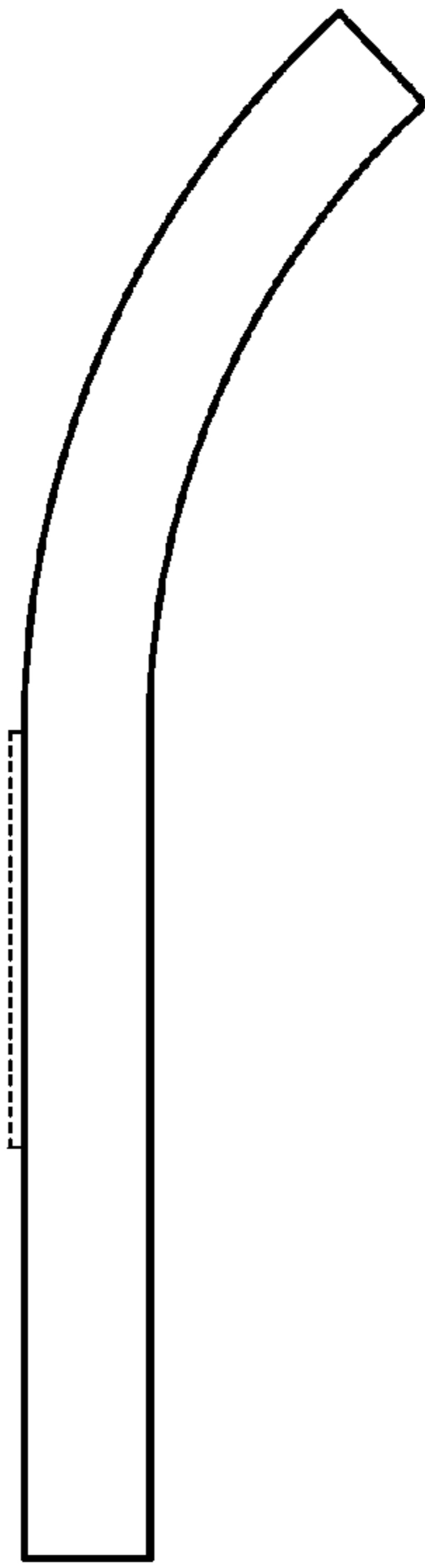


Fig. 4




Fig. 5

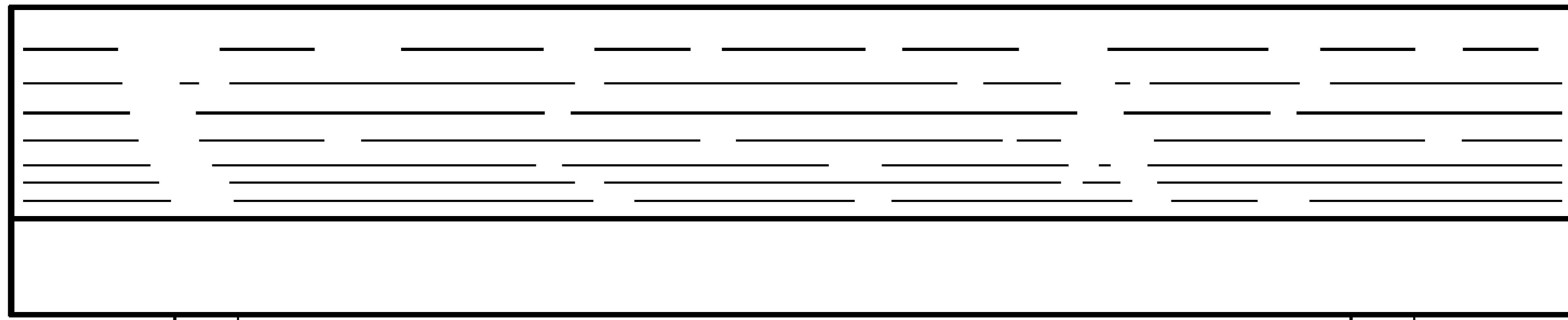


Fig. 6




Fig. 7