



US00D616681S

(12) **United States Design Patent**
Jensen

(10) **Patent No.:** **US D616,681 S**
(45) **Date of Patent:** **** Jun. 1, 2010**

(54) **DISPENSER FOR LOTTERY PLAYING CARD PACKAGES**

Primary Examiner—Brian N Vinson
(74) *Attorney, Agent, or Firm*—G. Brian Pingel; Camille L. Urban

(76) **Inventor:** **Craig A. Jensen**, 35220 Nome Ct., De Soto, IA (US) 50069

(57) **CLAIM**

(**) **Term:** **14 Years**

The ornamental design for a dispenser for lottery playing card packages, as shown and described.

(21) **Appl. No.:** **29/338,184**

(22) **Filed:** **Jun. 5, 2009**

DESCRIPTION

(51) **LOC (9) Cl.** **20-02**

(52) **U.S. Cl.** **D6/515**

(58) **Field of Classification Search** D6/515–523;
206/225, 233, 389, 391, 812, 824, 63.5; 211/13.1,
211/45; 222/173, 180; 221/16, 33, 282–283;
242/925, 570, 590; 248/309.1, 309.2, 905;
D9/307, 521, 529, 419, 420; D3/20, 301;
D28/66

See application file for complete search history.

FIG. 1 is a top and front perspective view of a dispenser for lottery playing card packages showing my new design;

FIG. 2 is a front elevational view thereof;

FIG. 3 is a rear elevational view thereof;

FIG. 4 is a side elevational view thereof with the opposite side being a mirror image of the side shown;

FIG. 5 is a top plan view thereof;

FIG. 6 is a bottom view thereof;

FIG. 7 is a fragmentary vertical cross-sectional view thereof taken along the line 7—7 of FIG. 1; and,

FIG. 8 is a top and front side perspective similar to FIG. 1, with the broken-line disclosure of two lottery playing card packages shown in a front display position and one shown in a storage position within the dispenser being for illustrative purposes only and forming no part of the claimed design.


(56) **References Cited**

U.S. PATENT DOCUMENTS

D359,641	S	*	6/1995	Kwan	D6/515
5,492,398	A	*	2/1996	Schafer	D6/515
D448,957	S	*	10/2001	Roberts et al.	D6/515
D500,616	S	*	1/2005	Wagoner et al.	D6/515
D608,122	S	*	1/2010	Horn et al.	D6/515

* cited by examiner

1 Claim, 8 Drawing Sheets



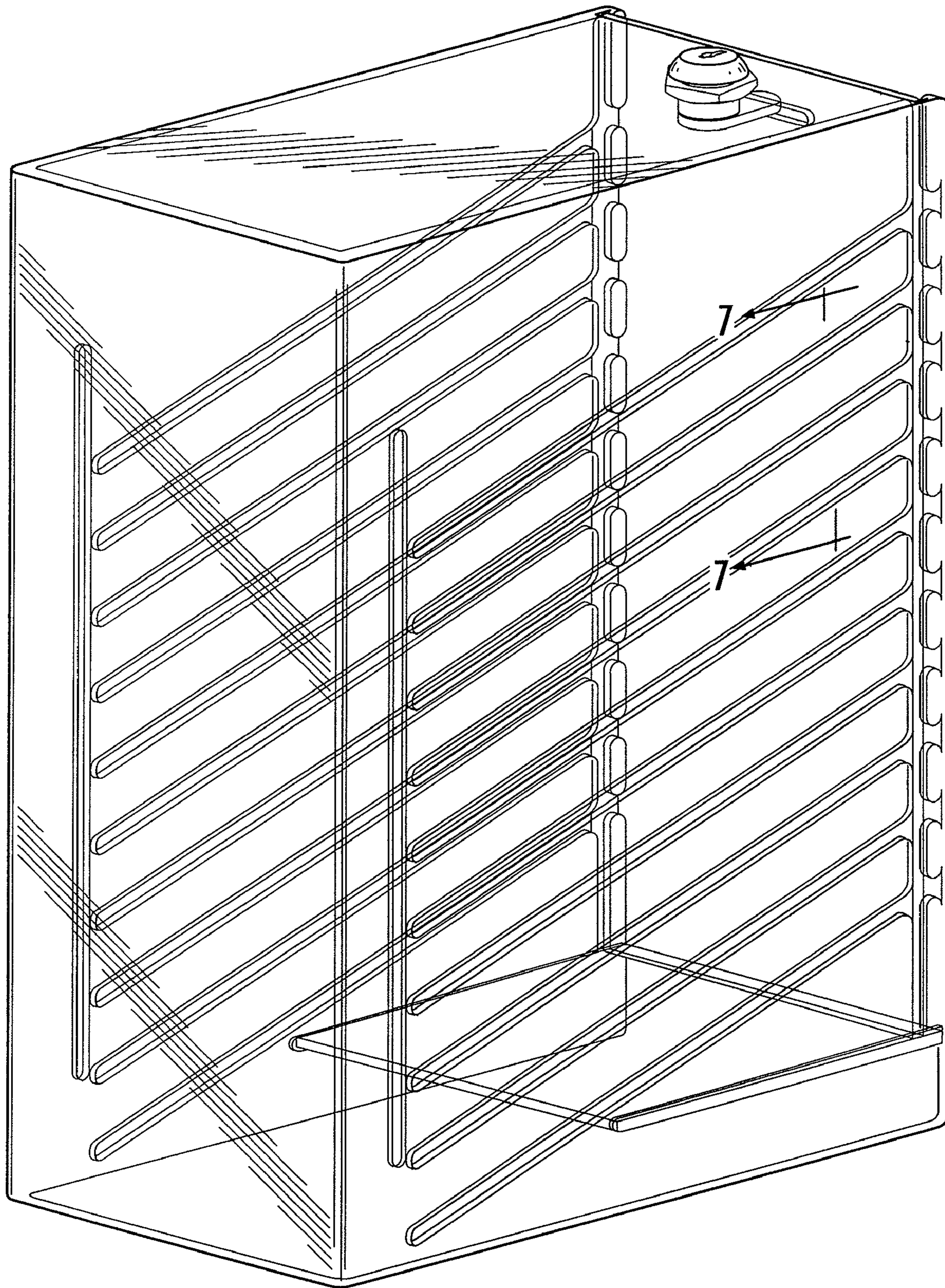


FIG. 1

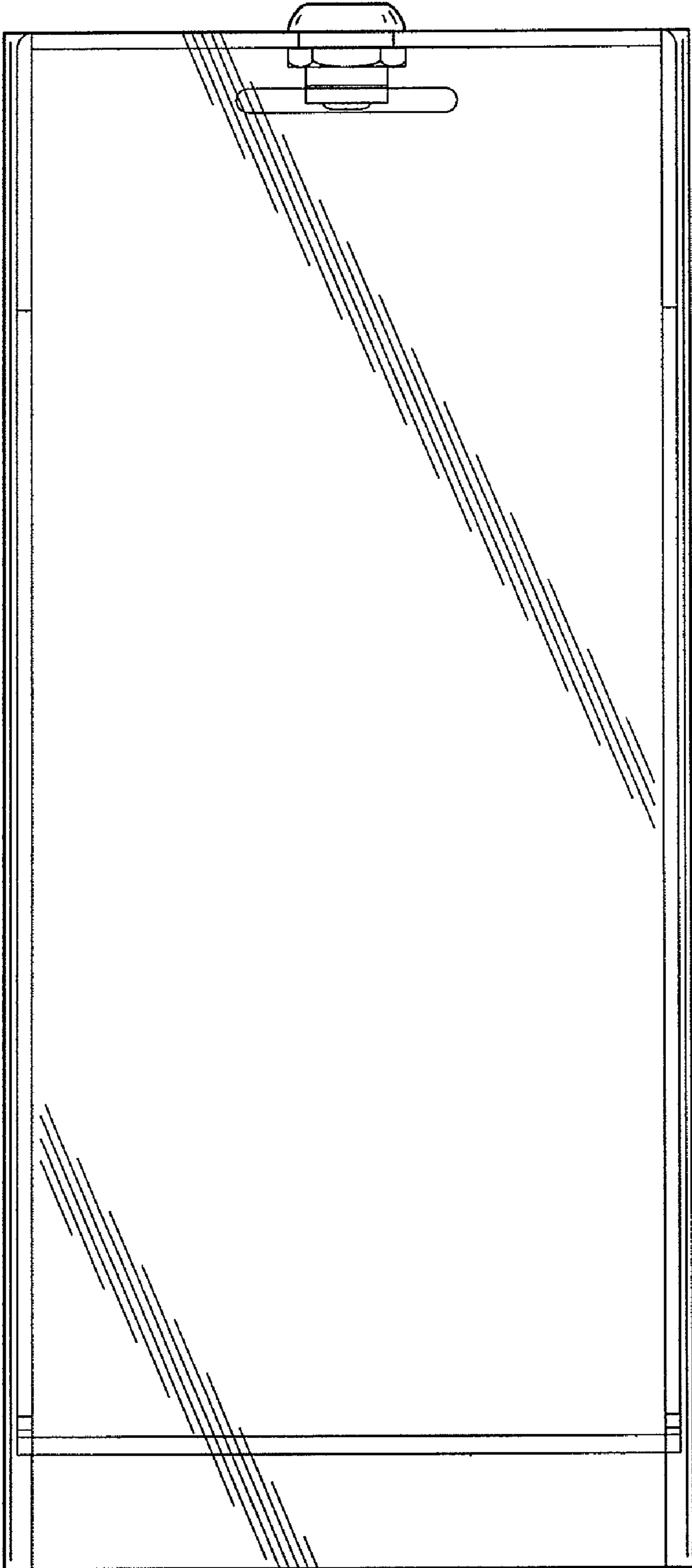


FIG. 2




FIG. 3

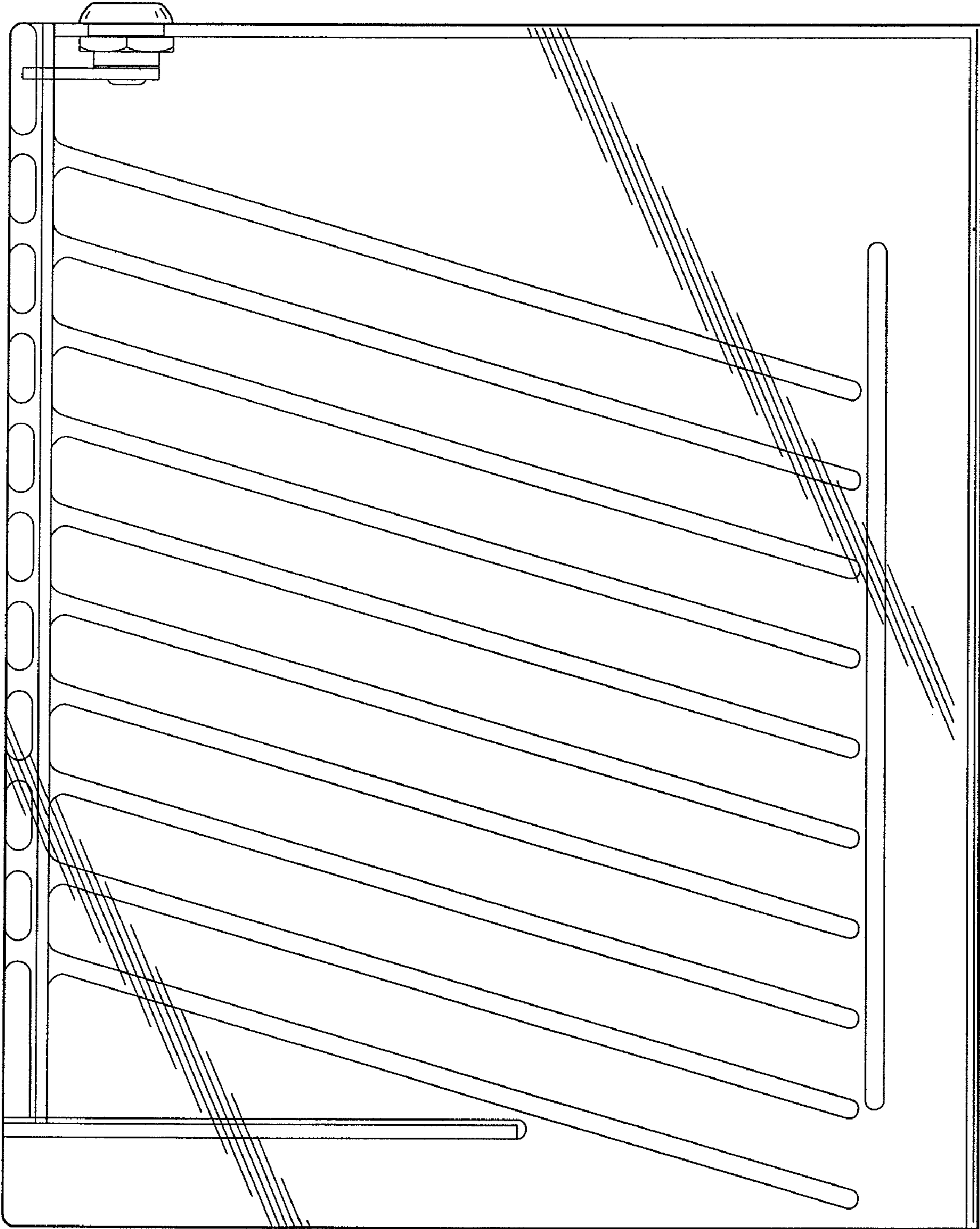


FIG. 4

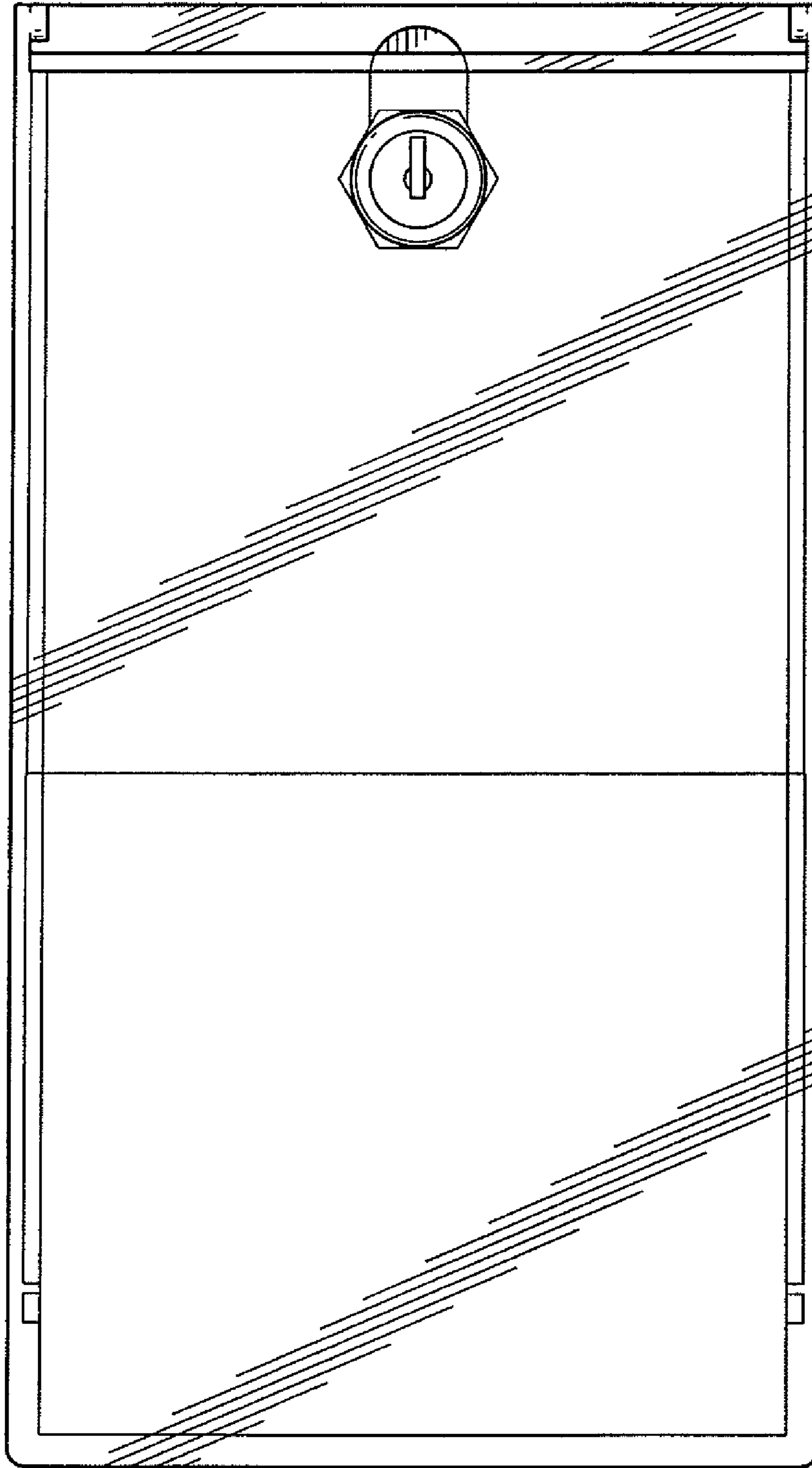


FIG. 5

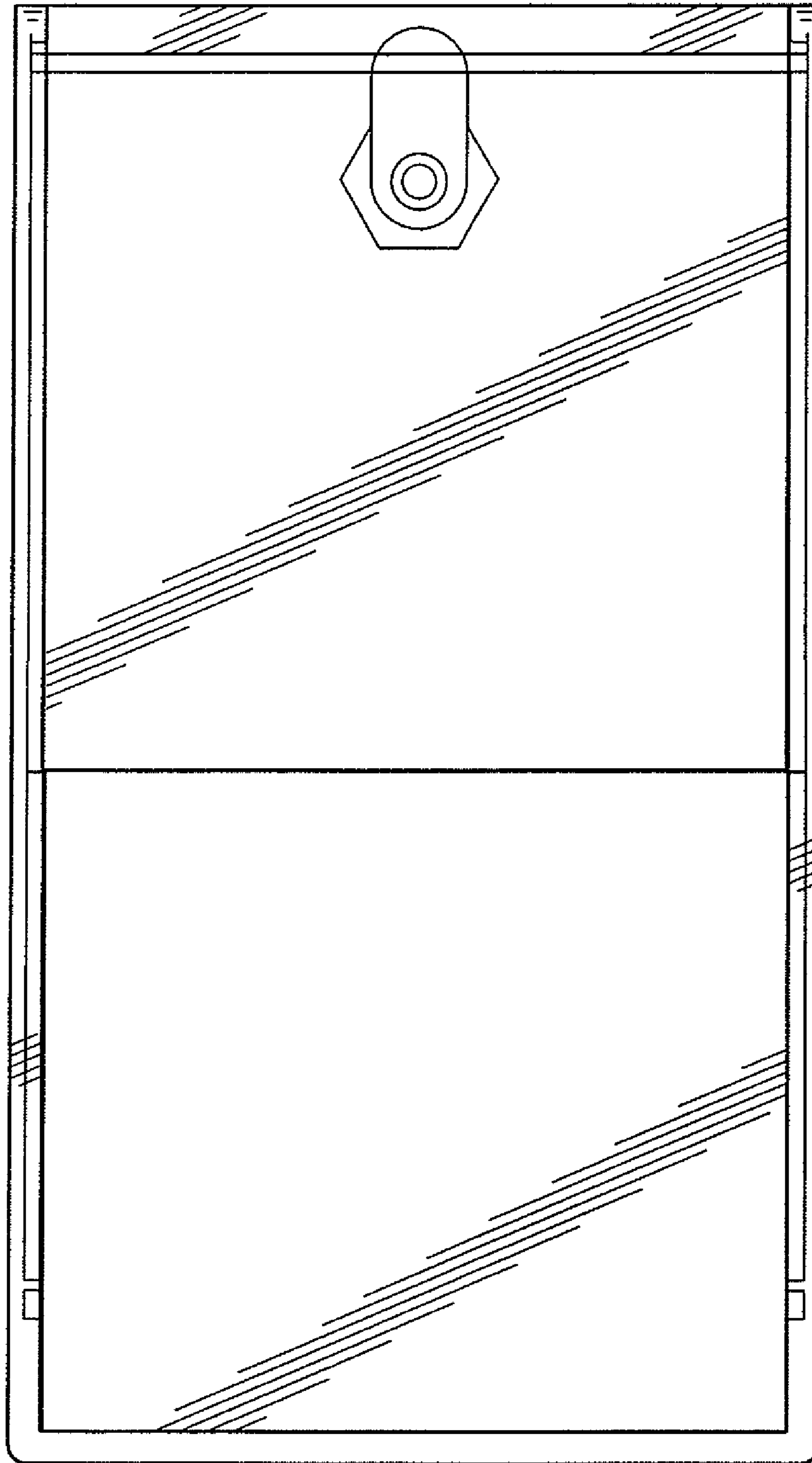


FIG. 6

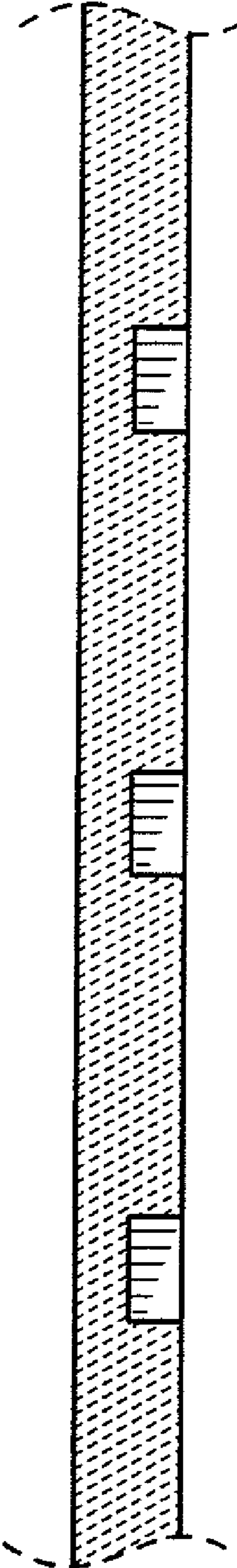


FIG. 7




FIG. 8