



US00D616676S

(12) **United States Design Patent**
Toshima

(10) **Patent No.:** **US D616,676 S**
(45) **Date of Patent:** **** Jun. 1, 2010**

(54) **BASE FOR VIDEO DISPLAY STAND**

D610,380 S * 2/2010 Momeny D6/511
D611,275 S * 3/2010 Shimizu D6/495

(75) Inventor: **James Toshima**, San Diego, CA (US)

* cited by examiner

(73) Assignees: **Sony Corporation**, Tokyo (JP); **Sony Electronics Inc.**, Park Ridge, NJ (US)

Primary Examiner—Philip S Hyder

Assistant Examiner—Sydney R Buffalow

(**) Term: **14 Years**

(74) *Attorney, Agent, or Firm*—John L. Rogitz

(21) Appl. No.: **29/335,800**

(57) **CLAIM**

(22) Filed: **Apr. 22, 2009**

The ornamental design for the base for video display stand, as shown and described.

(51) **LOC (9) Cl.** **06-04**

(52) **U.S. Cl.** **D6/495; D14/451**

(58) **Field of Classification Search** D6/495,
D6/496, 511; D14/125–134, 451, 439, 371,
D14/136, 374, 375, 376, 239; 312/7.2; D21/802;
348/836, 180, 838, 184, 325, 739; 248/917–924,
248/465

See application file for complete search history.

DESCRIPTION

FIG. 1 is a perspective view of the base for video display stand;

FIG. 2 is a right side elevational view of the base for video display stand of FIG. 1;

FIG. 3 is a left side elevational view of the base for video display stand of FIG. 1;

FIG. 4 is a rear view of the base for video display stand of FIG. 1;

FIG. 5 is a front view of the base for video display stand of FIG. 1;

FIG. 6 is a top plan view of the base for video display stand of FIG. 1; and,

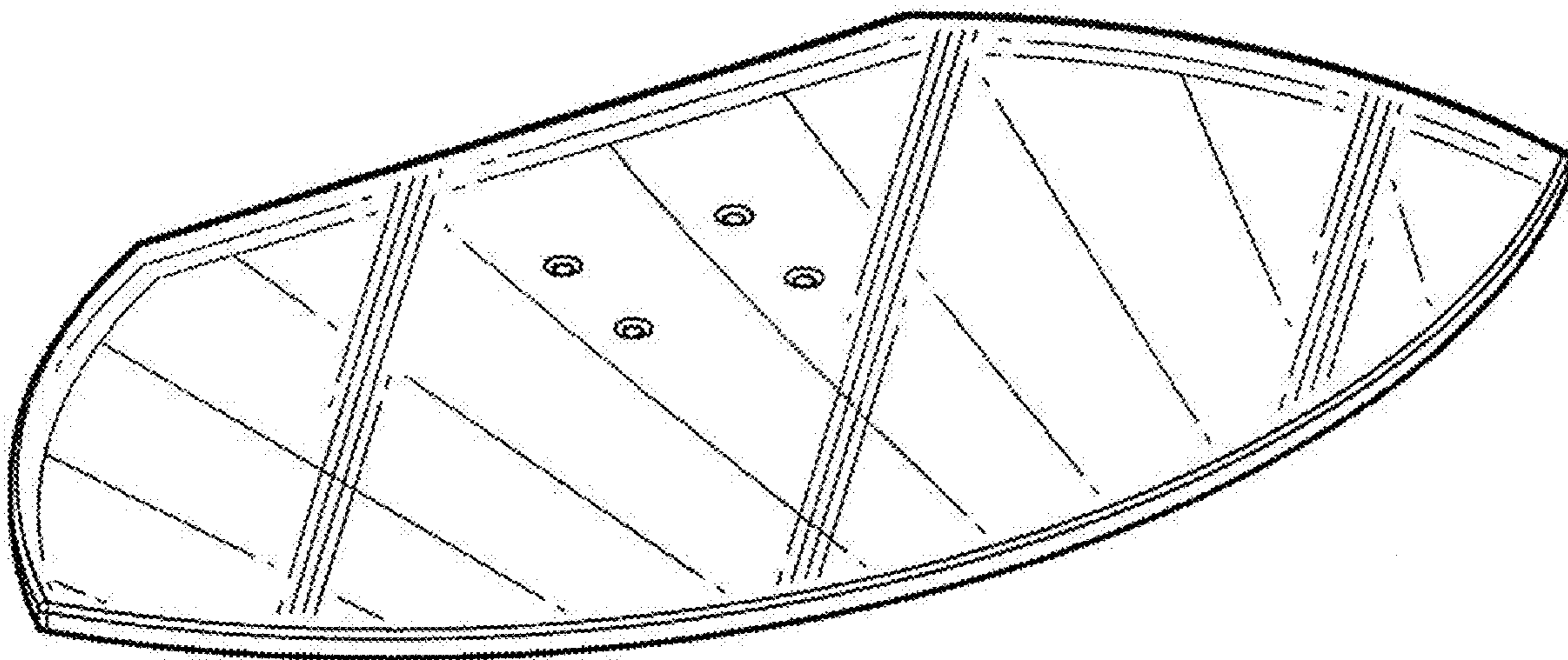
FIG. 7 is a bottom plan view of the base for video display stand of FIG. 1.

(56) **References Cited**

U.S. PATENT DOCUMENTS

D207,713 S	*	5/1967	Sullivan	D6/511
D414,634 S	*	10/1999	Smith et al.	D6/511
D479,417 S	*	9/2003	Couture et al.	D6/511
D534,165 S	*	12/2006	Pila	D14/239
D540,331 S	*	4/2007	Ly Hau et al.	D14/451
D573,681 S	*	7/2008	Svendsen et al.	D21/802
D577,228 S	*	9/2008	Yamaguchi et al.	D6/495
D580,196 S	*	11/2008	Yamaguchi et al.	D6/495
D590,644 S	*	4/2009	Derocher et al.	D6/511

1 Claim, 2 Drawing Sheets



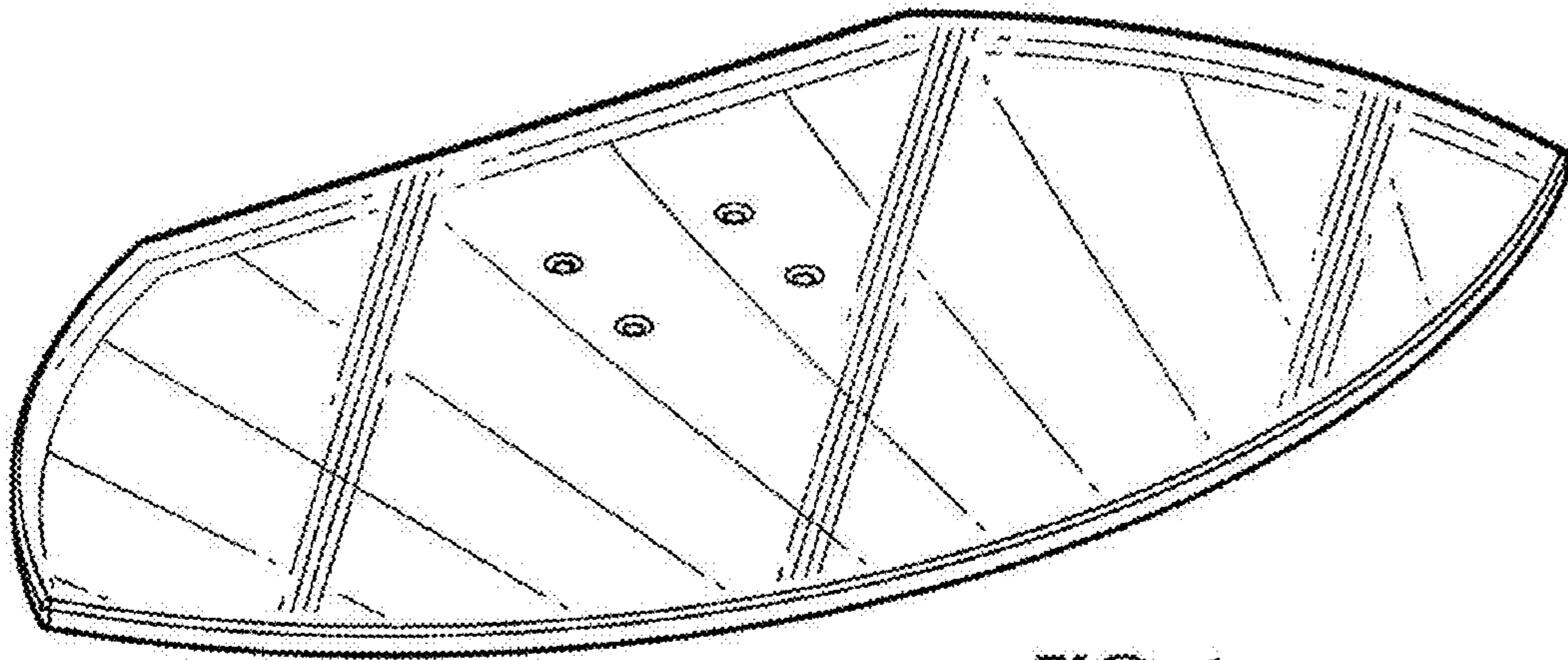


FIG. 1




FIG. 2




FIG. 3




FIG. 4



FIG. 5

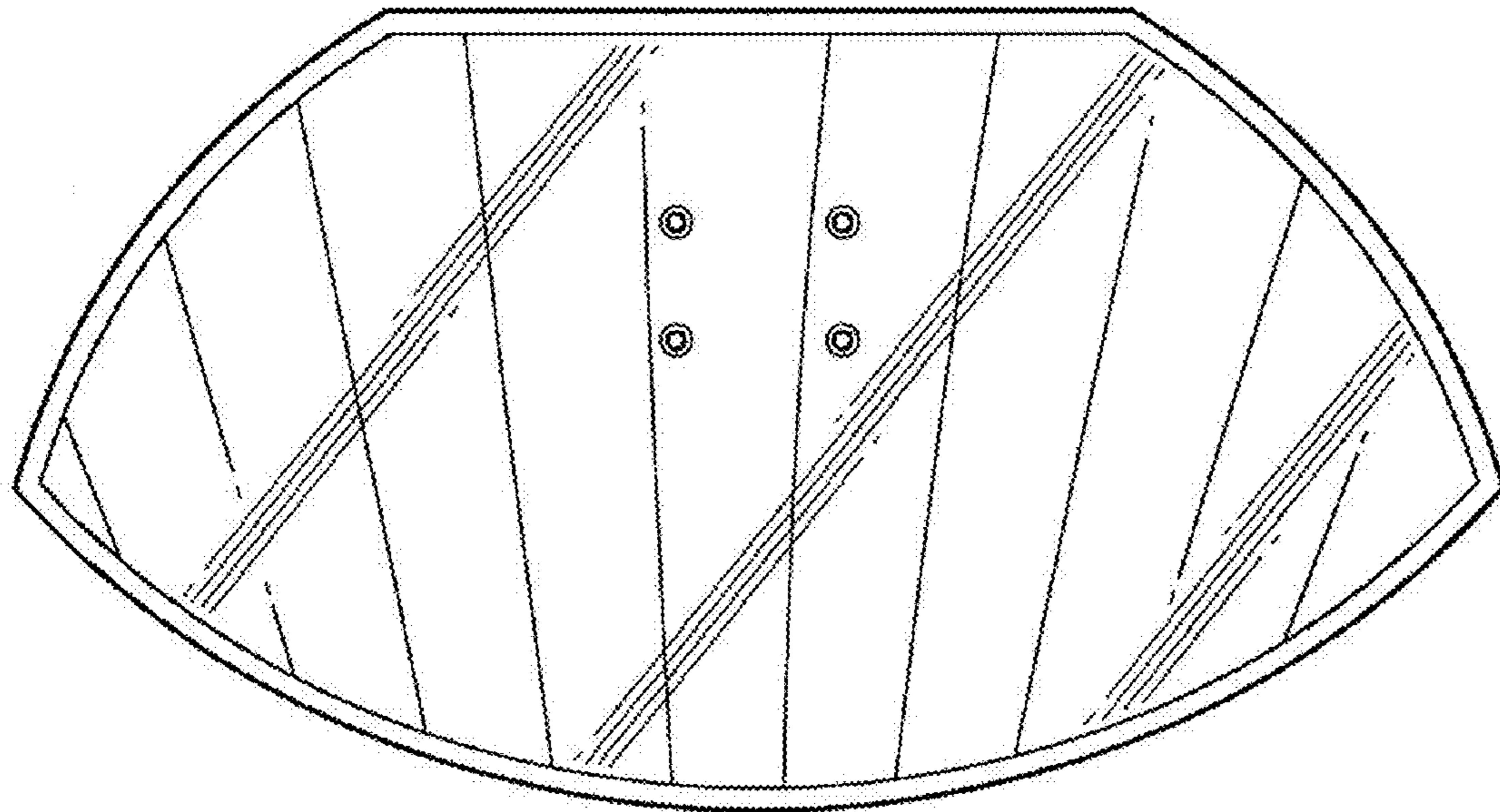


FIG. 6

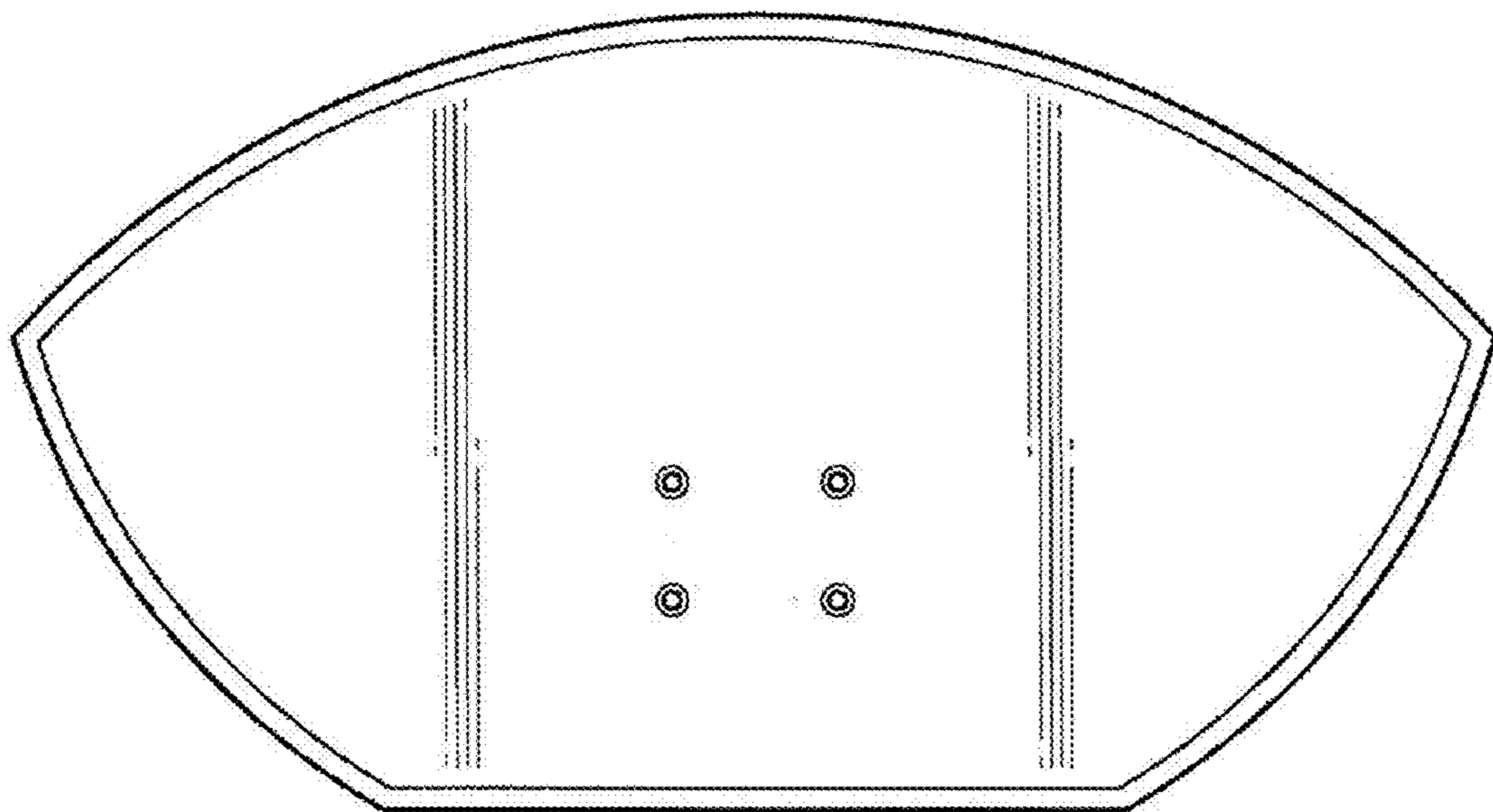


FIG. 7