



US00D616670S

(12) **United States Design Patent**
Lau

(10) **Patent No.:** **US D616,670 S**
(45) **Date of Patent:** **** Jun. 1, 2010**

(54) **HELMET-SHAPED REMOTE CONTROL HOLDER**

(76) Inventor: **Tom Lau**, 12349 Mulhall St., El Monte, CA (US) 91732

(**) Term: **14 Years**

(21) Appl. No.: **29/346,710**

(22) Filed: **Nov. 4, 2009**

(51) **LOC (9) Cl.** **06-04**

(52) **U.S. Cl.** **D6/450**

(58) **Field of Classification Search** D6/358,
D6/450; D14/403, 440, 371; D30/111, 125;
D21/658, 659; 273/148

See application file for complete search history.

(56) **References Cited**

U.S. PATENT DOCUMENTS

D279,430 S *	7/1985	McLeroy	D6/358
D369,154 S *	4/1996	Powell	D14/403
D386,161 S *	11/1997	Young	D14/403
D426,545 S *	6/2000	Smith et al.	D14/371
D430,567 S *	9/2000	Diee	D14/403
D466,508 S *	12/2002	Hervig et al.	D14/403
D483,375 S *	12/2003	Denney	D14/440
D526,450 S *	8/2006	Taylor et al.	D30/111
D601,760 S *	10/2009	Friess	D30/125

* cited by examiner

Primary Examiner—Philip S Hyder

Assistant Examiner—Sydney R Buffalow

(74) *Attorney, Agent, or Firm*—Blakely, Sokoloff, Taylor & Zafman, LLP

(57) **CLAIM**

The ornamental design for a helmet-shaped remote control holder, as shown and described.

DESCRIPTION

FIG. 1 is a perspective view of a remote control holder in the design of a helmet.

FIG. 2 is a front view of the remote control holder.

FIG. 3 is a rear view of the remote control holder.


FIG. 4 is a side view of the remote control holder. The other side view of the remote control holder is a mirror image of the side view depicted in FIG. 4.

FIG. 5 is a top view of the remote control holder; and,

FIG. 6 is a bottom view of the remote control holder.

The broken lines in the figure are for environmental purposes only and form no part of the claimed design. Viewpoints not illustrated present no additional ornamental features over those illustrated in the present set of drawings.

1 Claim, 6 Drawing Sheets






FIG. 1

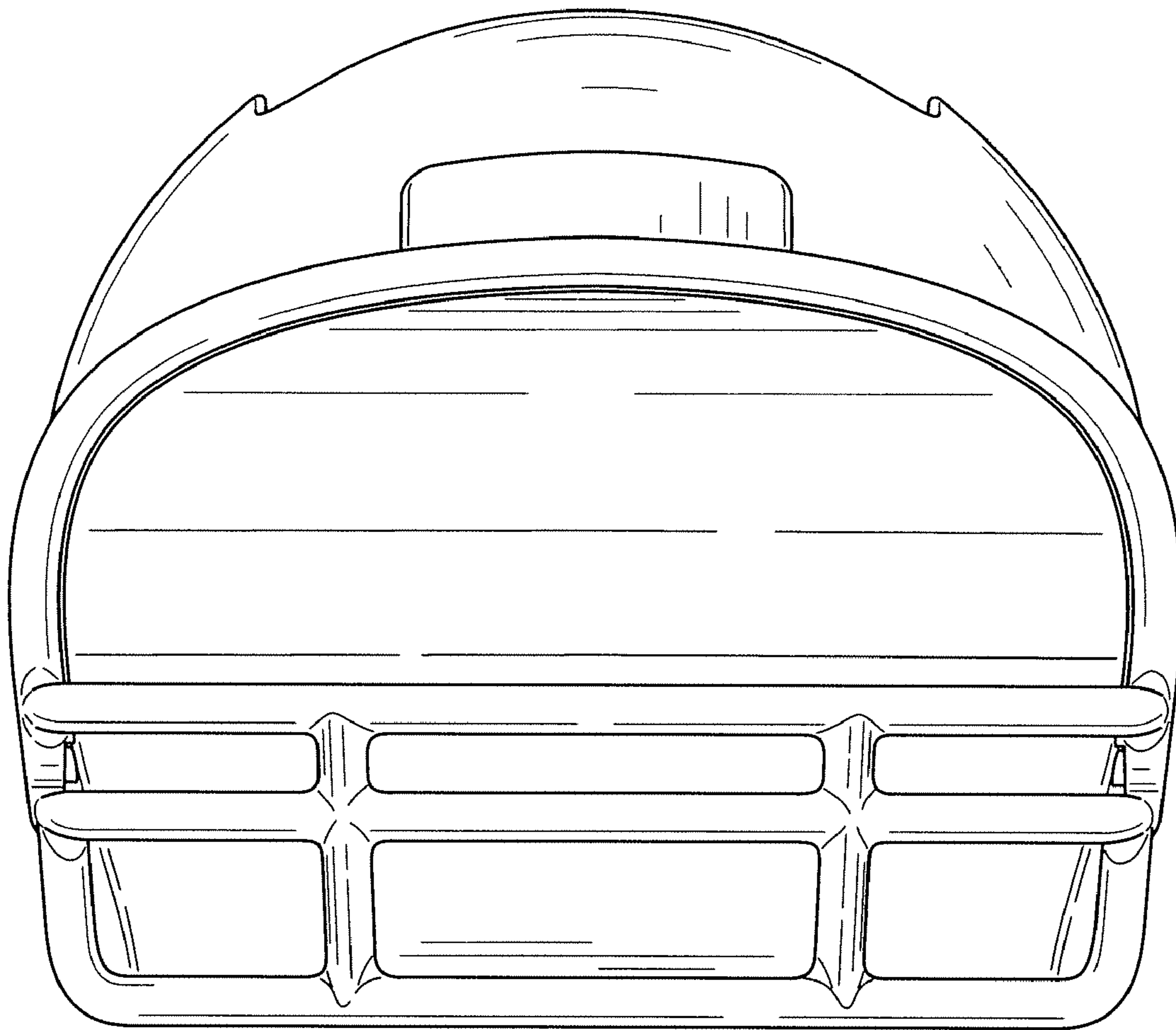


FIG. 2

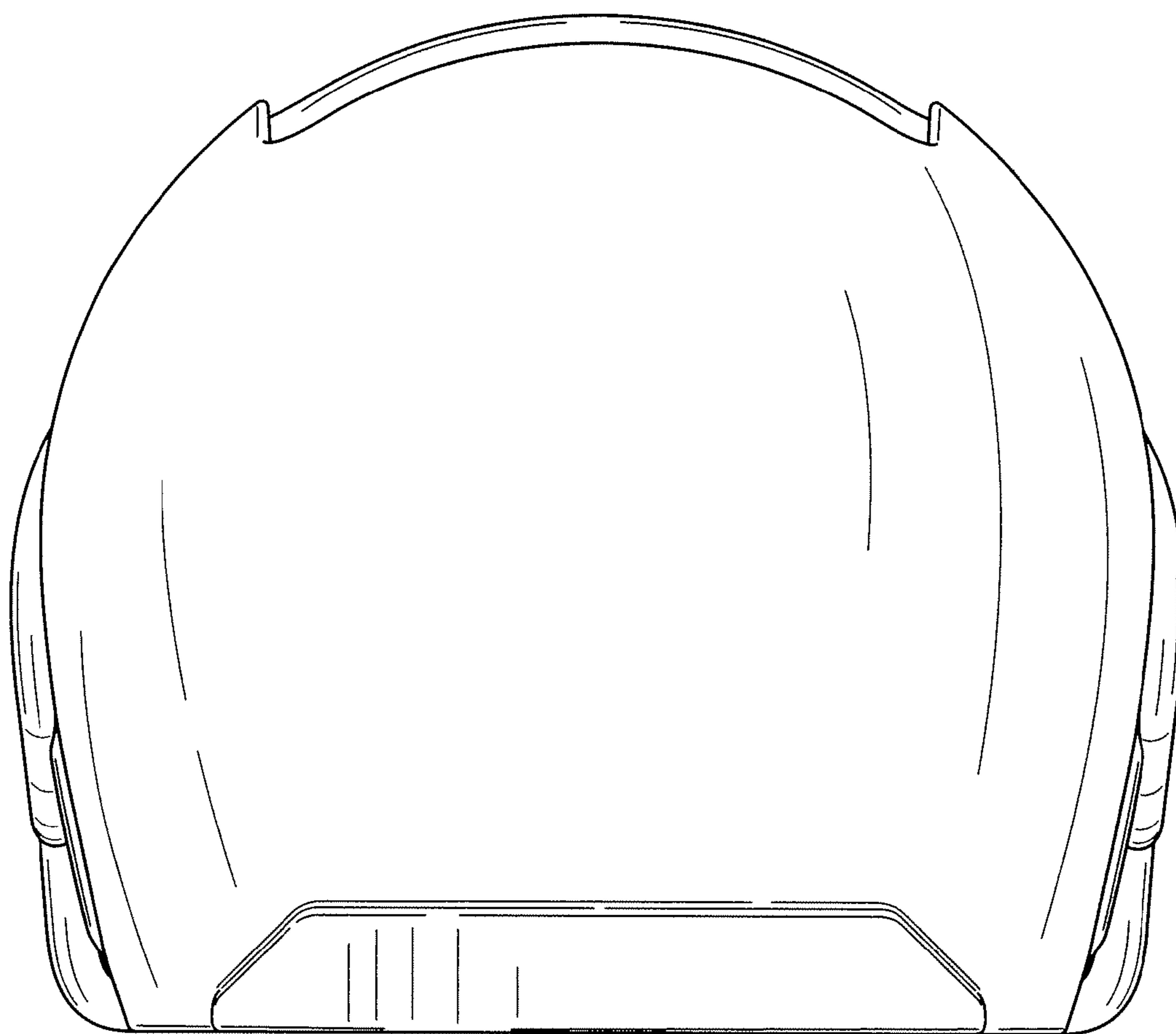


FIG. 3

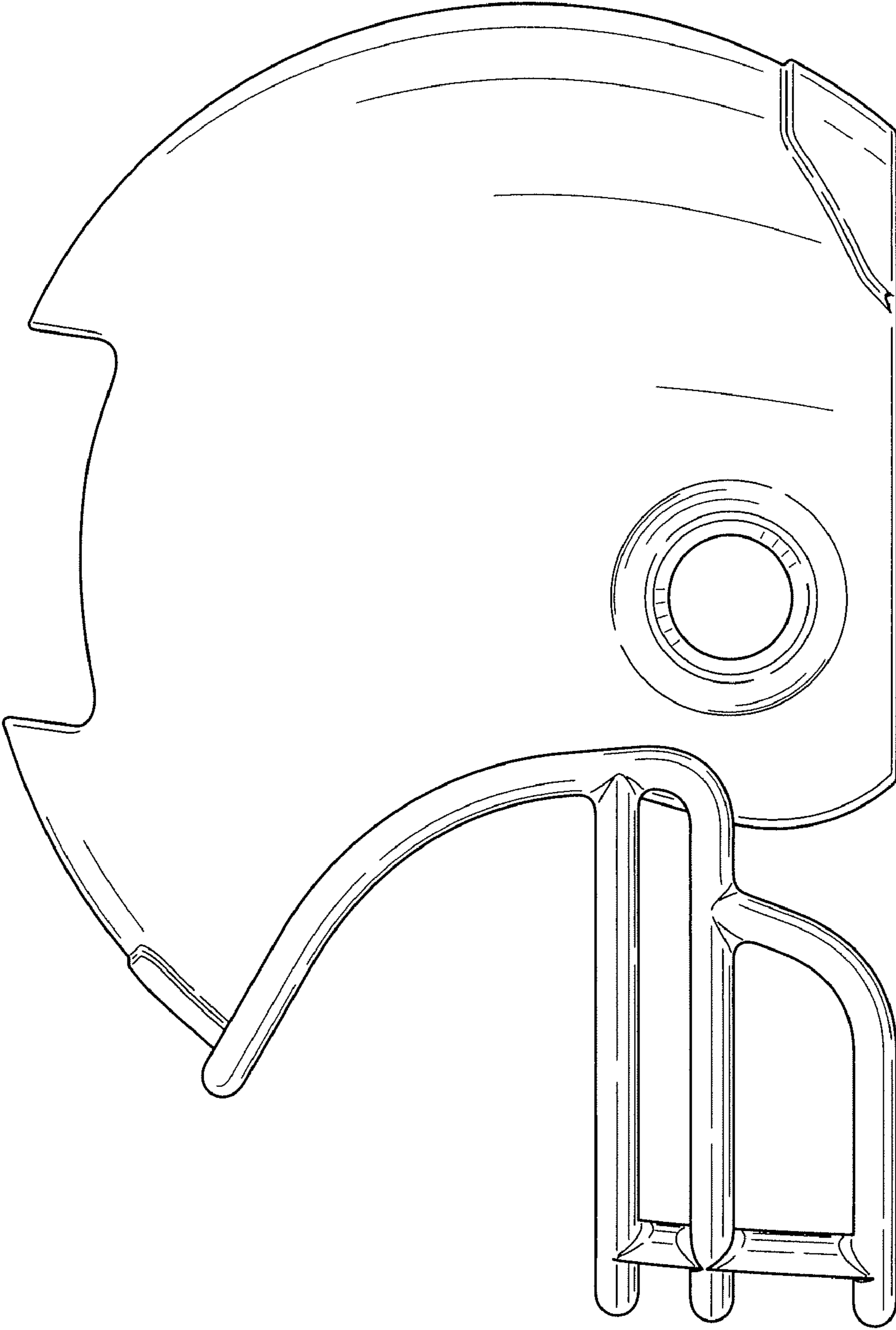


FIG. 4

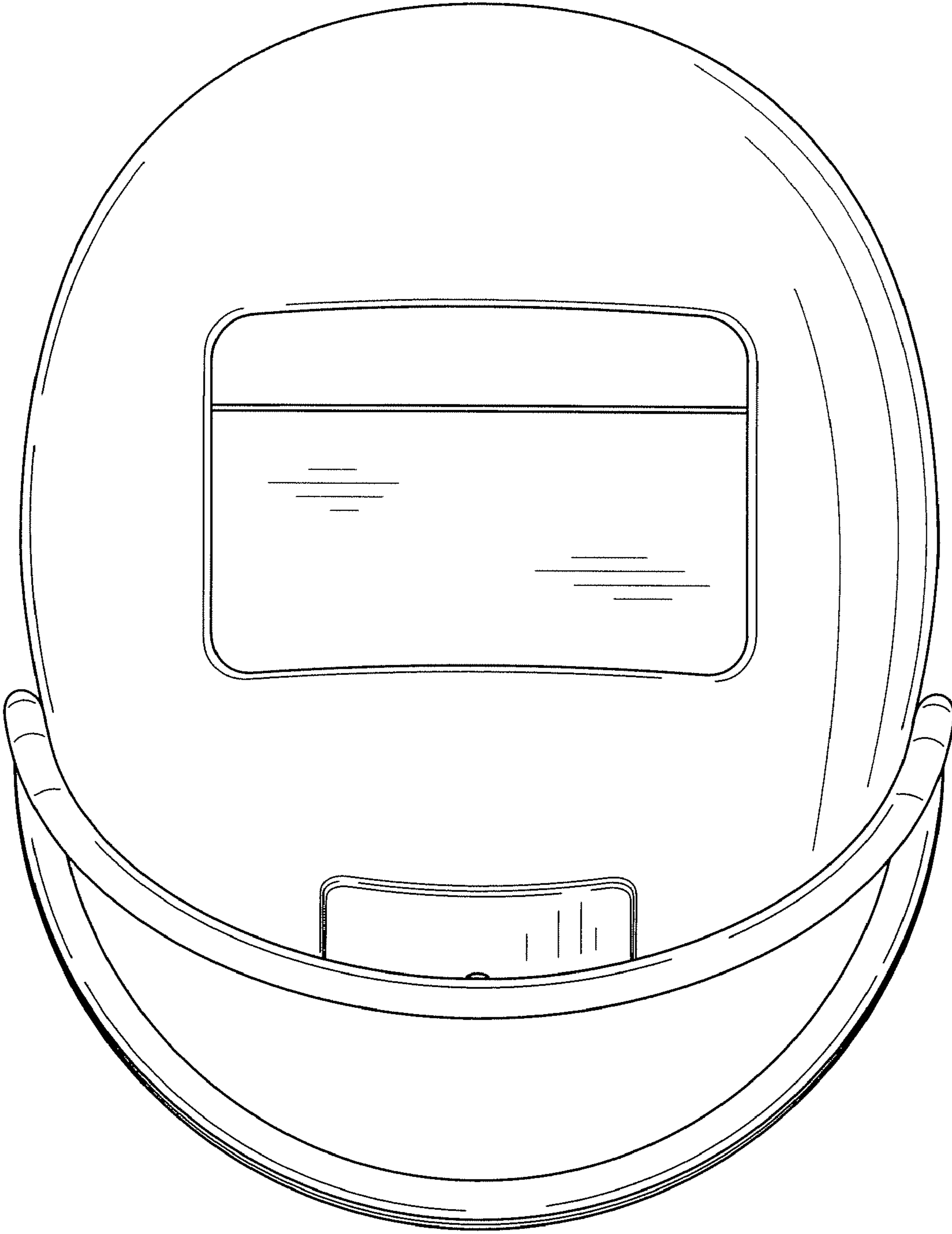


FIG. 5

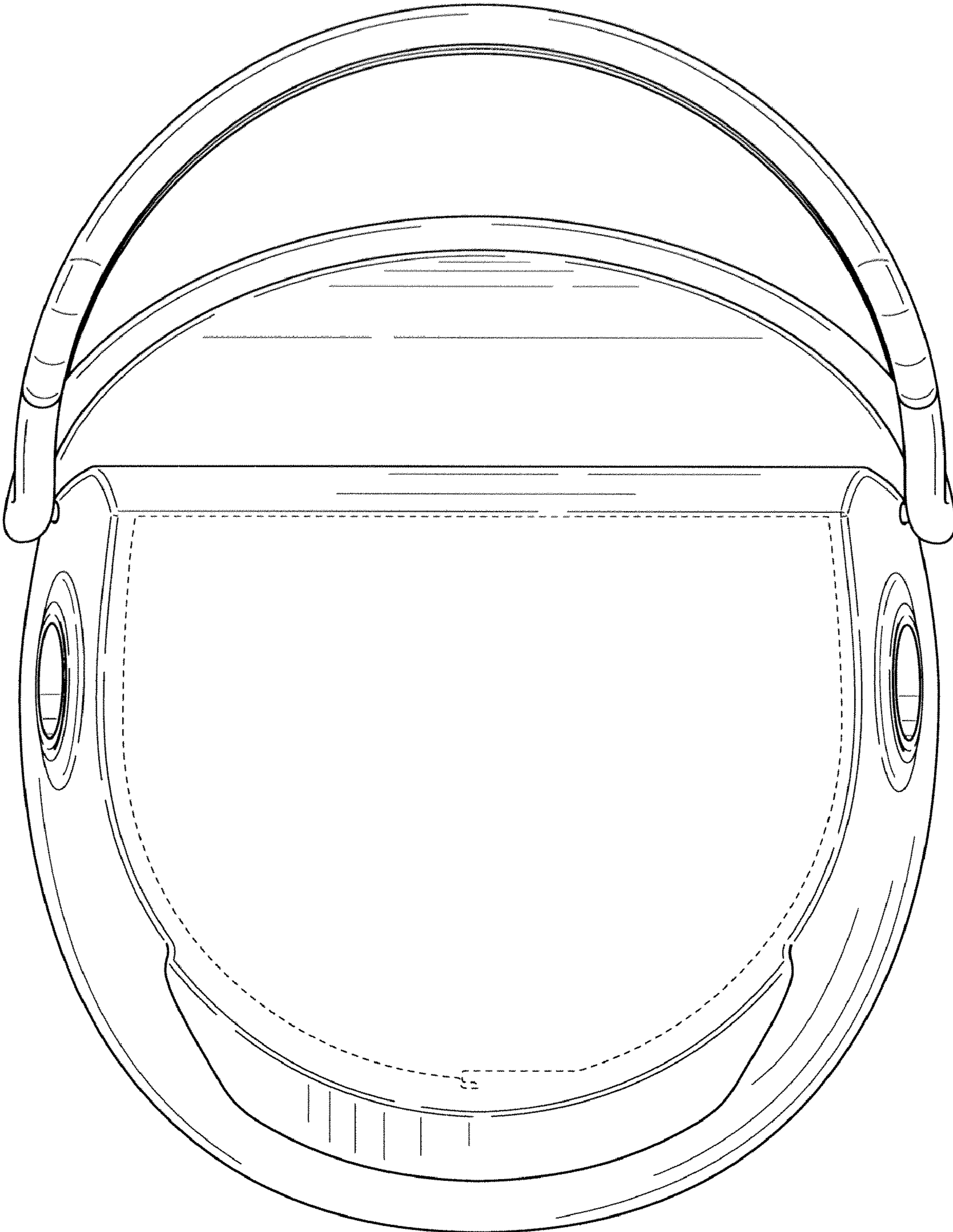


FIG. 6