



US00D616662S

(12) **United States Design Patent**  
**Natuzzi**

(10) **Patent No.:** **US D616,662 S**  
(45) **Date of Patent:** **\*\* Jun. 1, 2010**

- (54) **SOFA**
- (75) Inventor: **Pasquale Natuzzi**, Bari (IT)
- (73) Assignee: **Natuzzi S.p.A.** (IT)
- (\*\*) Term: **14 Years**
- (21) Appl. No.: **29/345,801**
- (22) Filed: **Oct. 22, 2009**
- (30) **Foreign Application Priority Data**  
Apr. 22, 2009 (IT) ..... BA2009O0007
- (51) **LOC (9) Cl.** ..... **06-01**
- (52) **U.S. Cl.** ..... **D6/381**
- (58) **Field of Classification Search** ..... D6/334,  
D6/336, 369, 374, 491, 492, 495, 500-502;  
297/63, 94, 232, 233, 248, 283.1, 283.2,  
297/535, 354.1, 445.1, 446.1, 448.1; 5/12.1,  
5/12.2  
See application file for complete search history.

D590,169 S 4/2009 Natuzzi  
D590,175 S 4/2009 Natuzzi  
D600,041 S 9/2009 Natuzzi

\* cited by examiner

*Primary Examiner*—Sandra Snapp  
(74) *Attorney, Agent, or Firm*—St. Onge Steward Johnston & Reens LLC

(57) **CLAIM**

The ornamental design for a sofa, as shown and described.

**DESCRIPTION**

FIG. 1 is a front perspective view of a sofa, showing a back of the sofa in a reclined position in accordance with the new design;

FIG. 2 is a front perspective view thereof, showing the back of the sofa in an upright position;

FIG. 3 is a top plan view thereof, showing the back of the sofa in the reclined position;

FIG. 4 is a top plan view thereof, showing the back of the sofa in the upright position;

FIG. 5 is a side perspective view, showing the back of the sofa in the reclined position, an opposite side perspective view being a mirror image thereof;

FIG. 6 is a side perspective view, showing the back top of the sofa in the upright position, an opposite side perspective view being a mirror image thereof;

FIG. 7 is a back perspective view thereof, showing the back of the sofa in the reclined position; and,

FIG. 8 is a back perspective view thereof, showing the back of the sofa in the upright position.

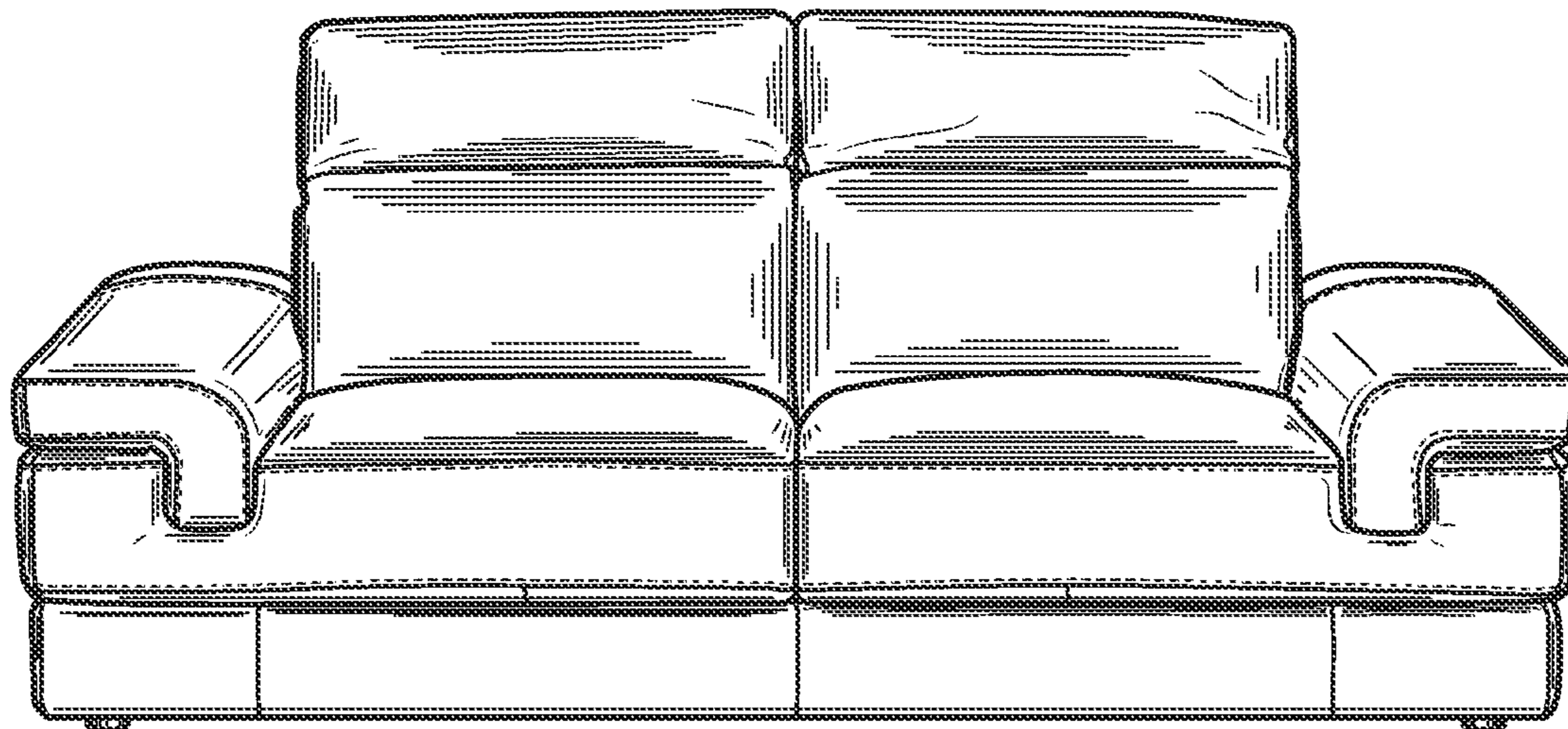
The broken lines shown on the sofa are understood to represent stitching.

(56) **References Cited**

**U.S. PATENT DOCUMENTS**

3,433,527	A *	3/1969	Re	297/85 R
D260,582	S *	9/1981	Luthy	D6/381
D268,236	S *	3/1983	Stern	D6/381
D347,747	S *	6/1994	Hopfer	D6/381
D439,433	S *	3/2001	Natuzzi et al.	D6/381
D440,413	S *	4/2001	Binder et al.	D6/334
D474,908	S *	5/2003	Ricci	D6/381
D487,644	S	3/2004	Natuzzi	
D487,996	S	4/2004	Natuzzi	
D491,740	S *	6/2004	Ricci	D6/381
D518,306	S *	4/2006	Natuzzi	D6/381
D530,536	S *	10/2006	Nastri	D6/381
D541,546	S *	5/2007	Natuzzi	D6/381
D552,865	S	10/2007	Natuzzi	
D587,478	S	3/2009	Natuzzi	

**1 Claim, 4 Drawing Sheets**



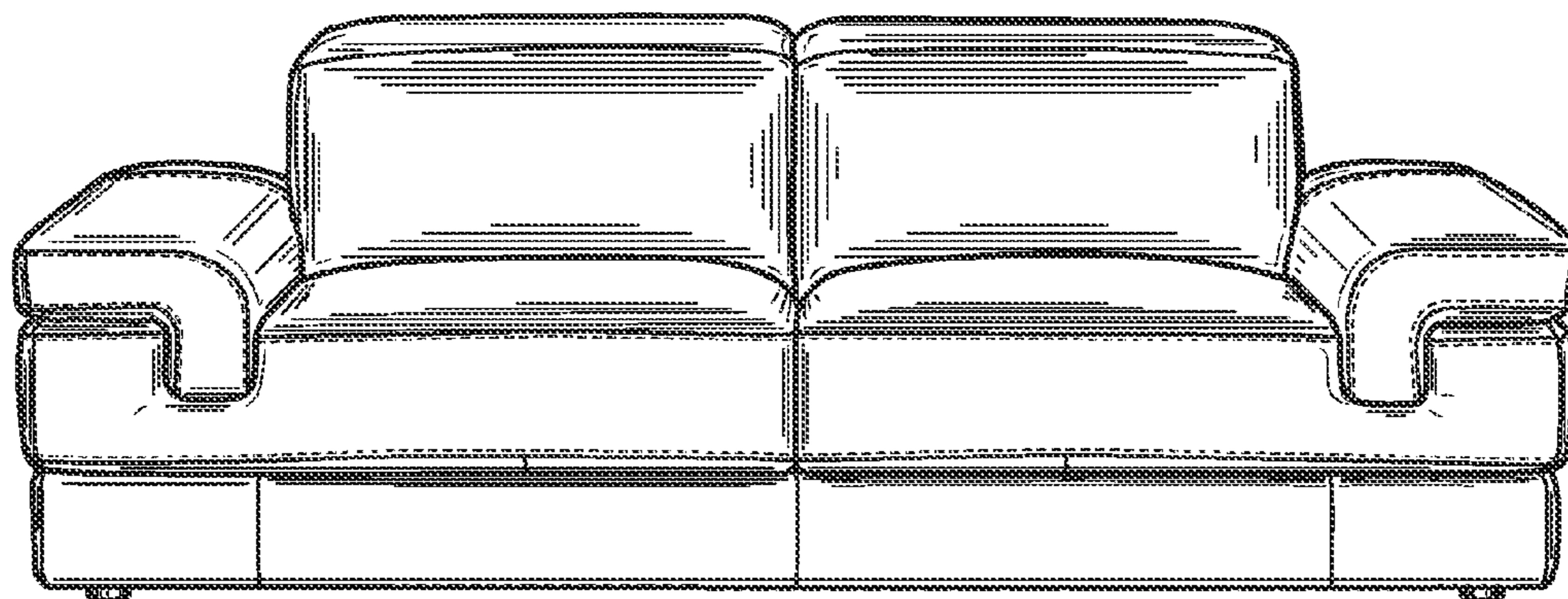


FIG. 1

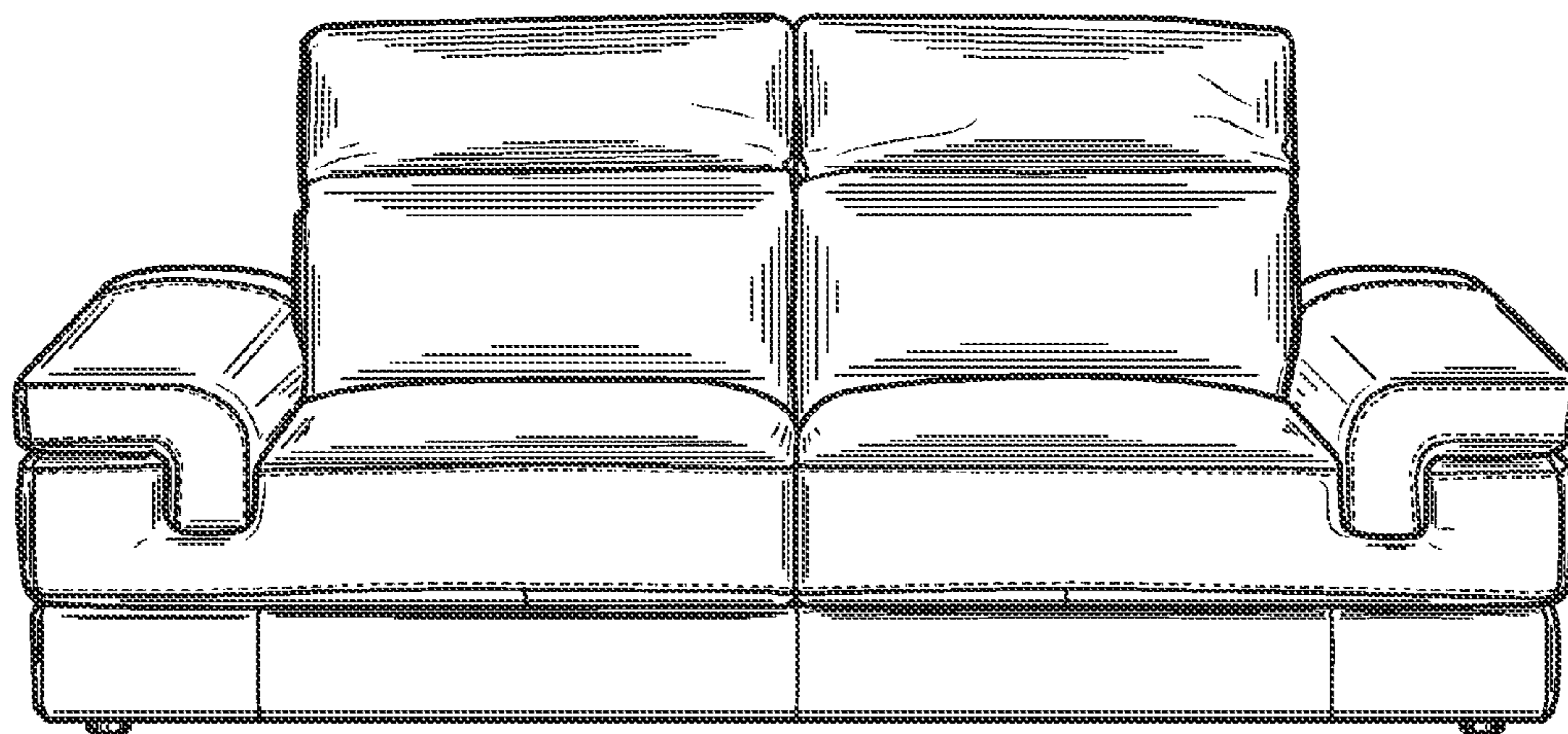


FIG. 2

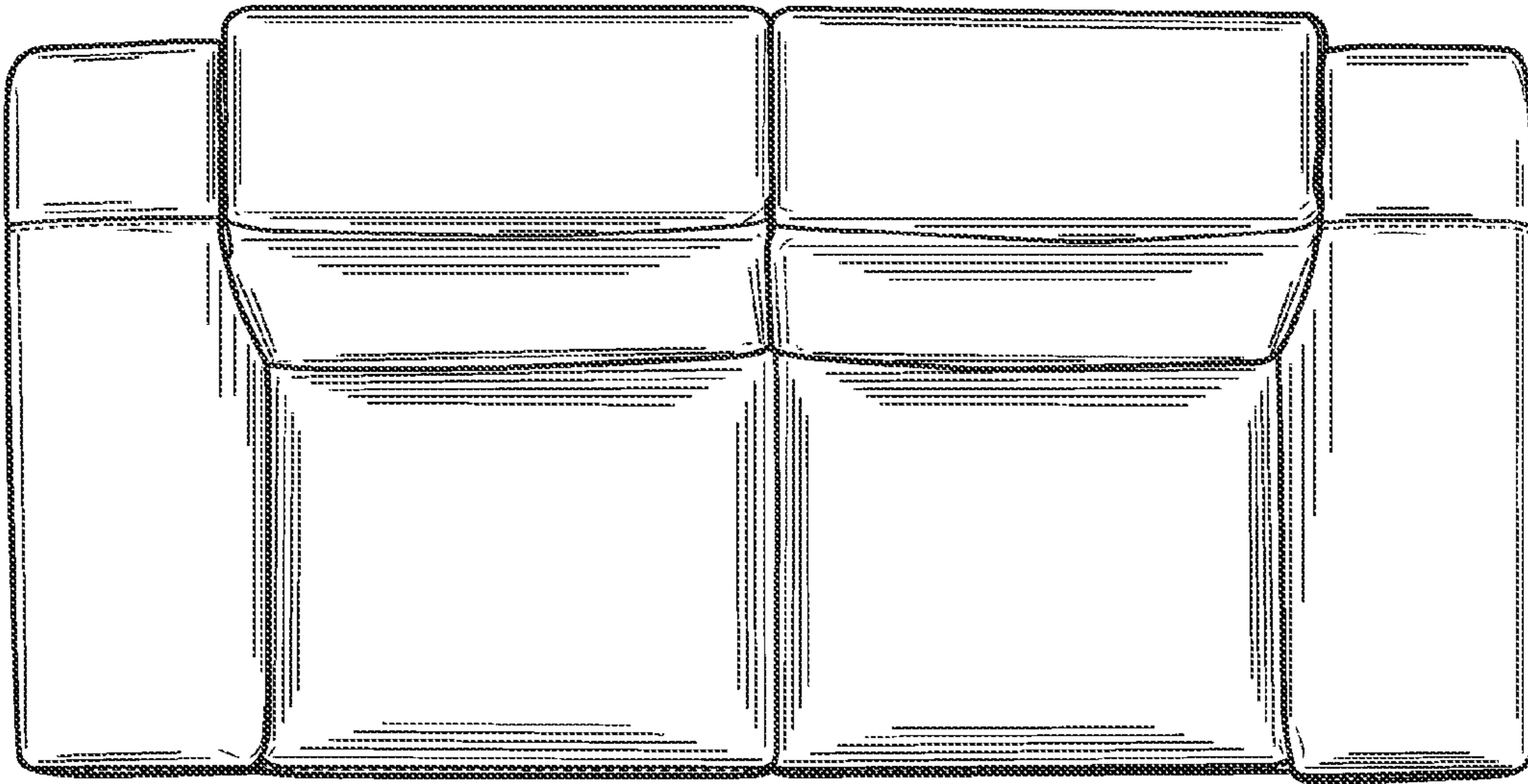


FIG. 3




FIG. 4

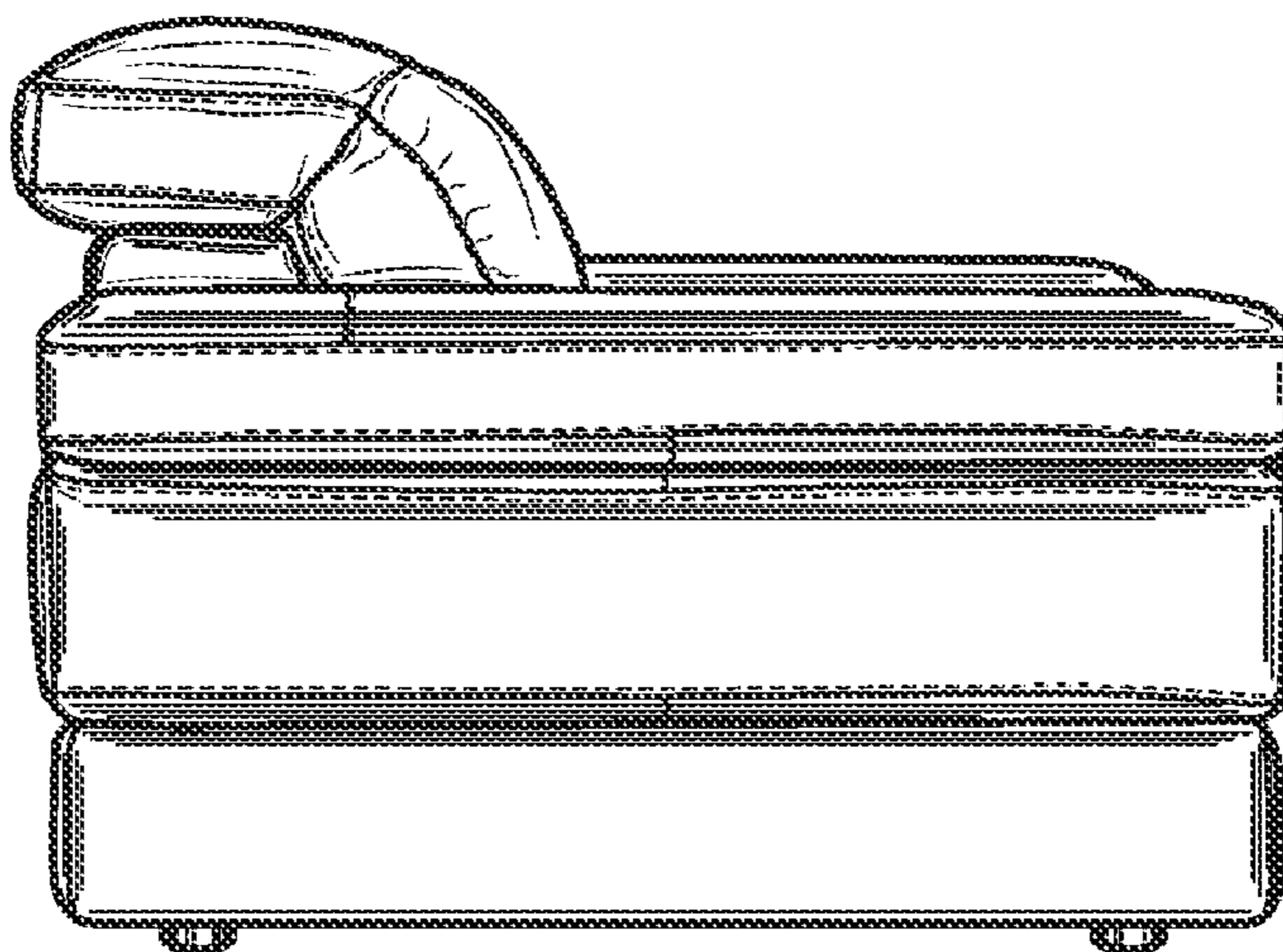


FIG. 5

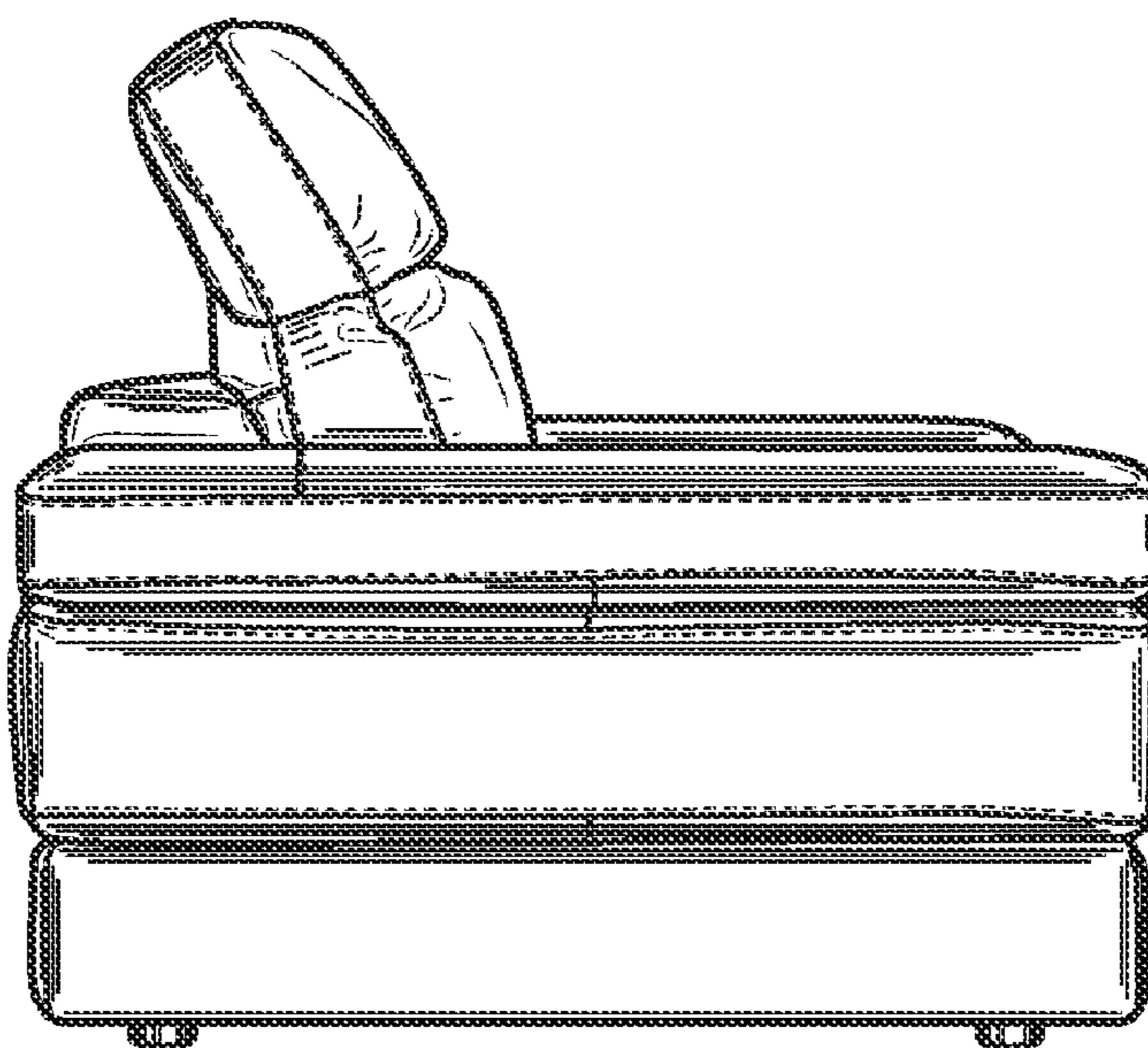


FIG. 6

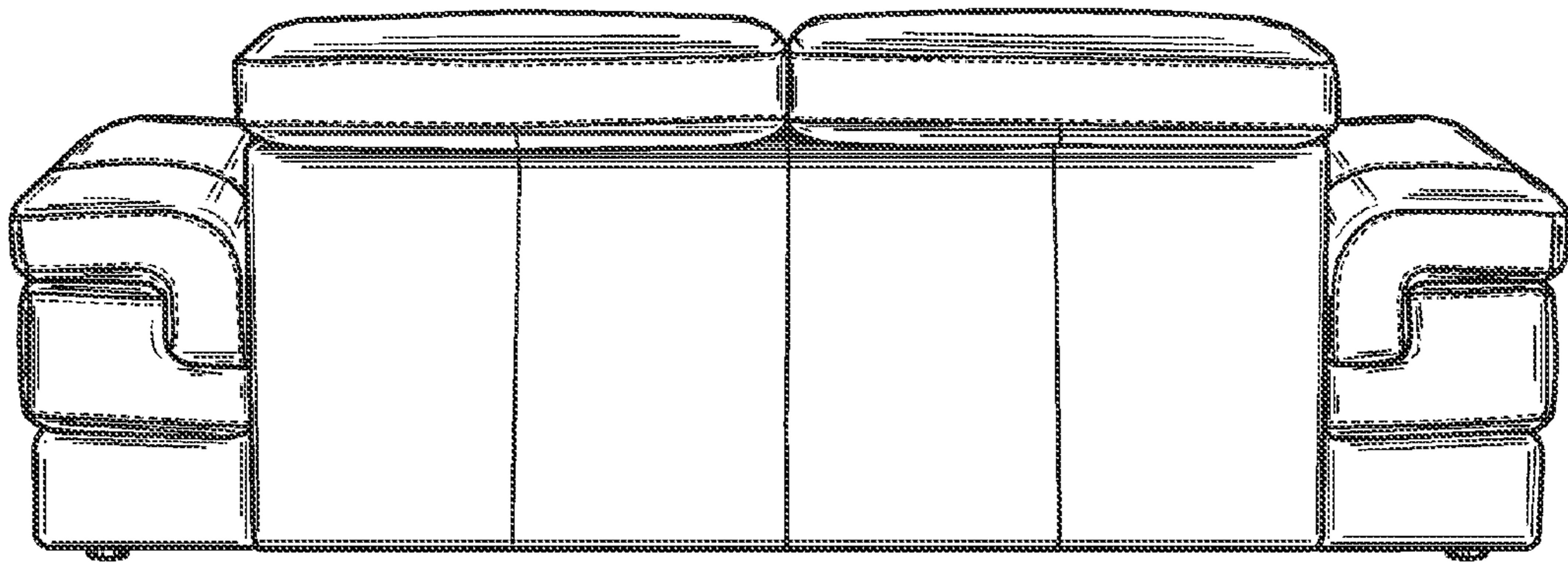


FIG. 7

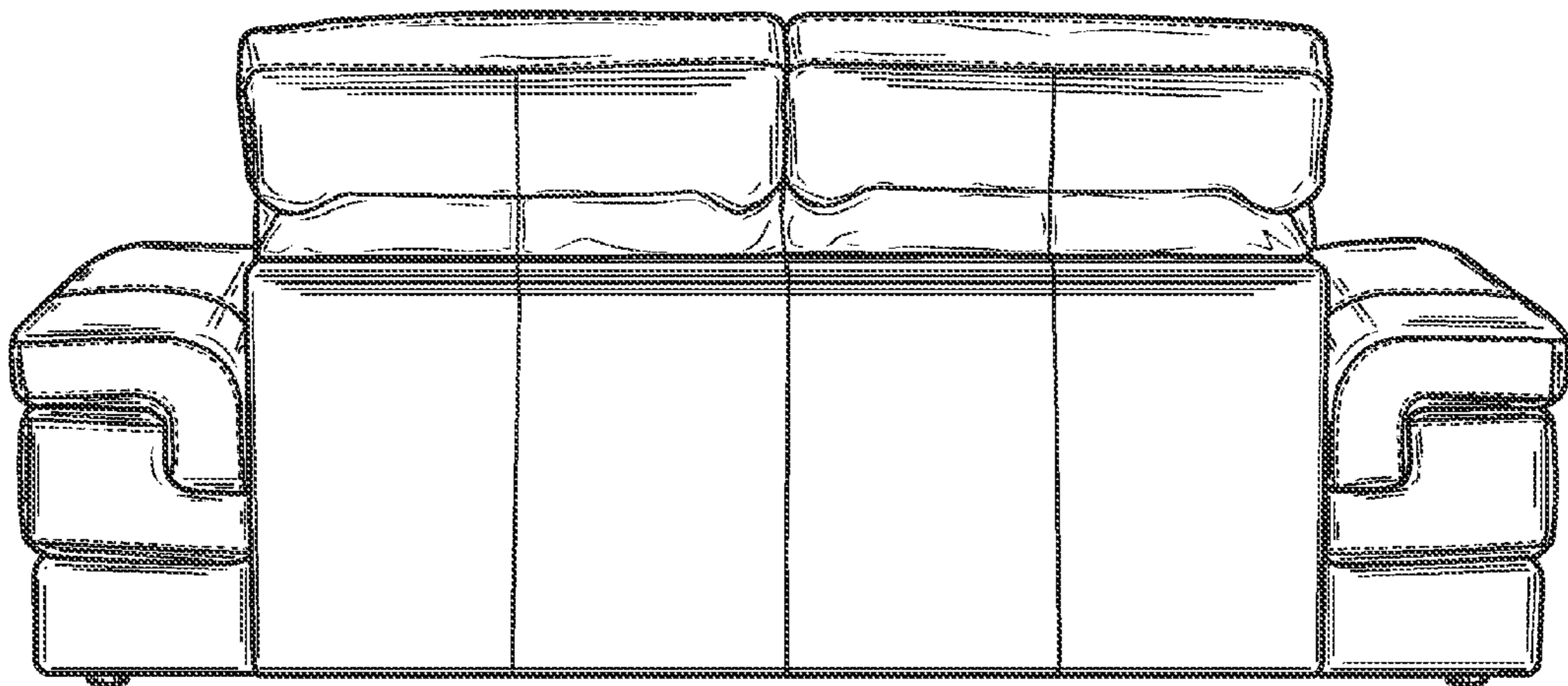


FIG. 8