



US00D616658S

(12) **United States Design Patent**  
**Niermeyer**

(10) **Patent No.:** **US D616,658 S**  
(45) **Date of Patent:** **\*\* Jun. 1, 2010**

(54) **FOLDING CHAIR WITH PADDED BACK**

(75) Inventor: **Eric P. Niermeyer**, Vestal, NY (US)

(73) Assignee: **Stakmore Co., Inc.**, Owego, NY (US)

(\*\*) Term: **14 Years**

(21) Appl. No.: **29/350,728**

(22) Filed: **Nov. 23, 2009**

(51) **LOC (9) Cl.** ..... **06-01**

(52) **U.S. Cl.** ..... **D6/368; D6/374; D6/380**

(58) **Field of Classification Search** ..... D6/334,  
D6/335, 336, 367, 368, 370, 371–373, 374,  
D6/376, 379, 380, 500–502; 297/16.1, 39,  
297/50, 55, 56, 58, 59, 60, 440.18, 440.22,  
297/445.1, 446.1, 452.48

See application file for complete search history.

(56) **References Cited**

**U.S. PATENT DOCUMENTS**

1,543,598	A	6/1925	Buffington	
1,556,306	A	10/1925	Rastetter	
1,614,763	A	1/1927	Rastetter	
1,672,810	A	6/1928	Hughes et al.	
1,873,768	A	8/1932	Kux	
1,970,266	A *	8/1934	Allerding	297/60
2,044,473	A	6/1936	Geller	155/141
2,098,711	A *	11/1937	Rastetter	297/59
2,128,912	A	9/1938	Buffington	155/141
2,207,338	A	7/1940	Clarín	155/142
2,232,205	A *	2/1941	Boardman	297/60
2,432,266	A	12/1947	Wilkinson	311/99
D156,935	S *	1/1950	Carlson	D6/368
2,652,098	A	9/1953	Nordmark	155/139
2,654,419	A	10/1953	Nordmark	155/142
2,684,111	A	7/1954	Adler	155/139
2,729,275	A	1/1956	Morgan et al.	155/142
2,843,187	A	7/1958	Manne et al.	155/142
3,042,447	A	7/1962	Wilkinson	297/58
3,096,732	A	7/1963	Wilkinson	108/127
3,236,558	A	2/1966	Kaufman	297/59
D464,493	S	10/2002	Stannard	D6/368
D465,664	S	11/2002	Stannard	D6/368

D511,420	S *	11/2005	Haralson	D6/370
D518,970	S *	4/2006	Domack et al.	D6/380
D520,256	S *	5/2006	King	D6/374
D524,072	S *	7/2006	King	D6/380

(Continued)

**OTHER PUBLICATIONS**

Photocopy of Stakmore catalog; “The Folding Furniture With The Permanent Look”; undated.

(Continued)

*Primary Examiner*—Mimosa De  
(74) *Attorney, Agent, or Firm*—MacCord Mason PLLC


(57) **CLAIM**

The ornamental design for a folding chair with padded back, as shown and described.

**DESCRIPTION**

FIG. 1 is a front perspective view of a chair showing my new design;  
FIG. 2 is a side view, the opposite side being a mirror image thereof;  
FIG. 3 is a front view thereof;  
FIG. 4 is a back view thereof;  
FIG. 5 is a front view of a chair showing my new design in the folded position;  
FIG. 6 is a back view of a chair showing my new design in the folded position; and,  
FIG. 7 is a side view of a chair showing my new design, the opposite side being a mirror image thereof.

**1 Claim, 7 Drawing Sheets**



# US D616,658 S

Page 2

---

## U.S. PATENT DOCUMENTS

D525,801 S \* 8/2006 Domack et al. .... D6/380  
D547,965 S \* 8/2007 Domack et al. .... D6/380  
D577,215 S \* 9/2008 Kreiss ..... D6/374  
D607,221 S \* 1/2010 Shen ..... D6/367  
D607,657 S \* 1/2010 Kubryk ..... D6/380

## OTHER PUBLICATIONS

Photocopy of Stakmore Catalog; "The Folding Chair With The Permanent Look"; undated.

Photocopy of Stakmore Catalog; "The Folding Chair With The Permanent Look" Stakmore Model 610; undated.

Photocopy of Stakmore catalog; "Quality Furniture Since 1922"; undated.

Photocopy of chairs from Sticonf Catalog; COS 348, COS 348/1, LIN12, Feb. 2002.

Photocopy of chairs from Moro's catalog; undated.

Photocopy of chairs from GAR Products catalog 2292 PSPB; undated.

Photocopy of chairs from GAR Products catalog beginning with Chari 1840; undated.

Photocopy of p. 656 of Modern Woodworking Magazine; Feb. 2002.

\* cited by examiner




FIG. 1

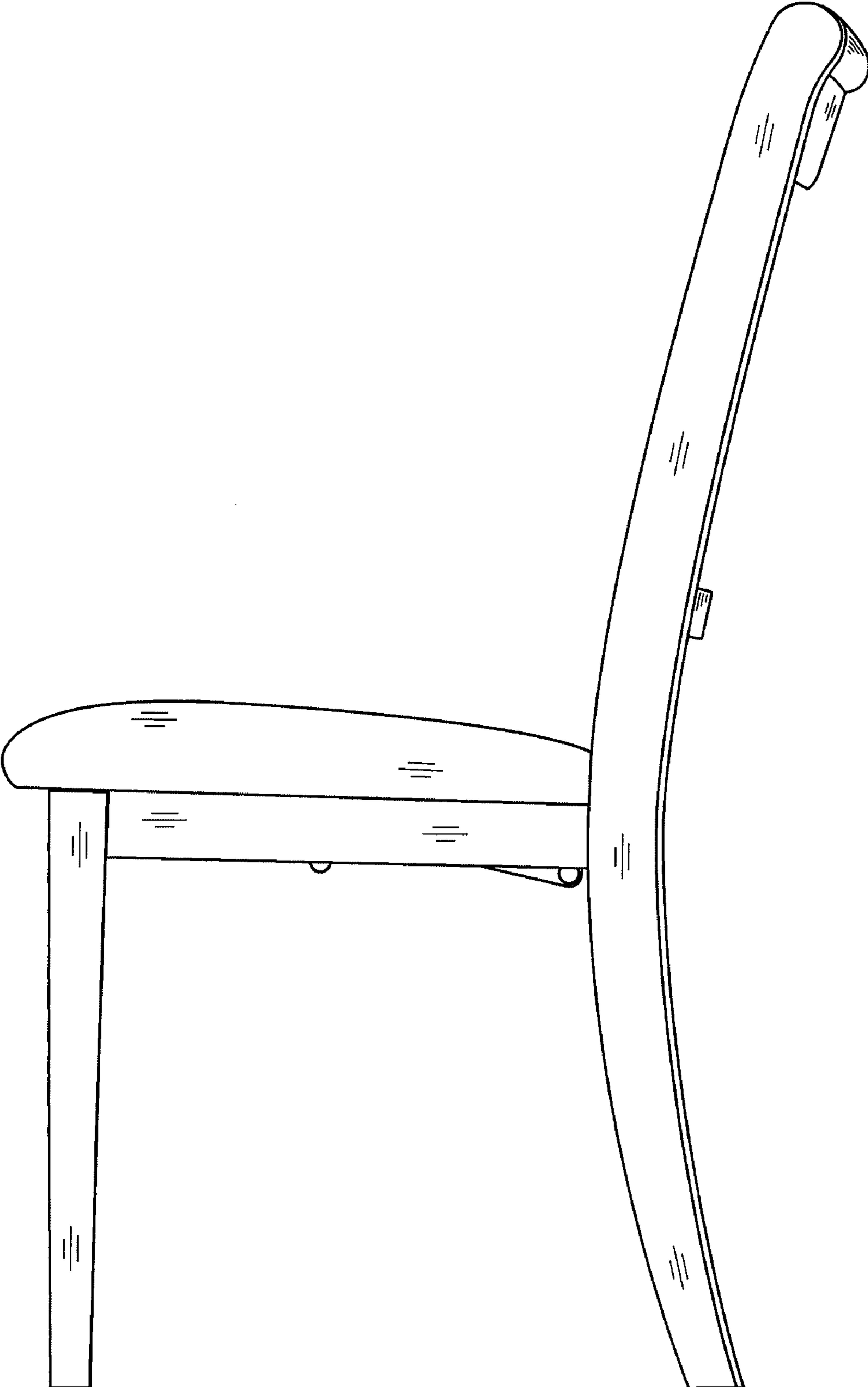


FIG. 2




FIG. 3

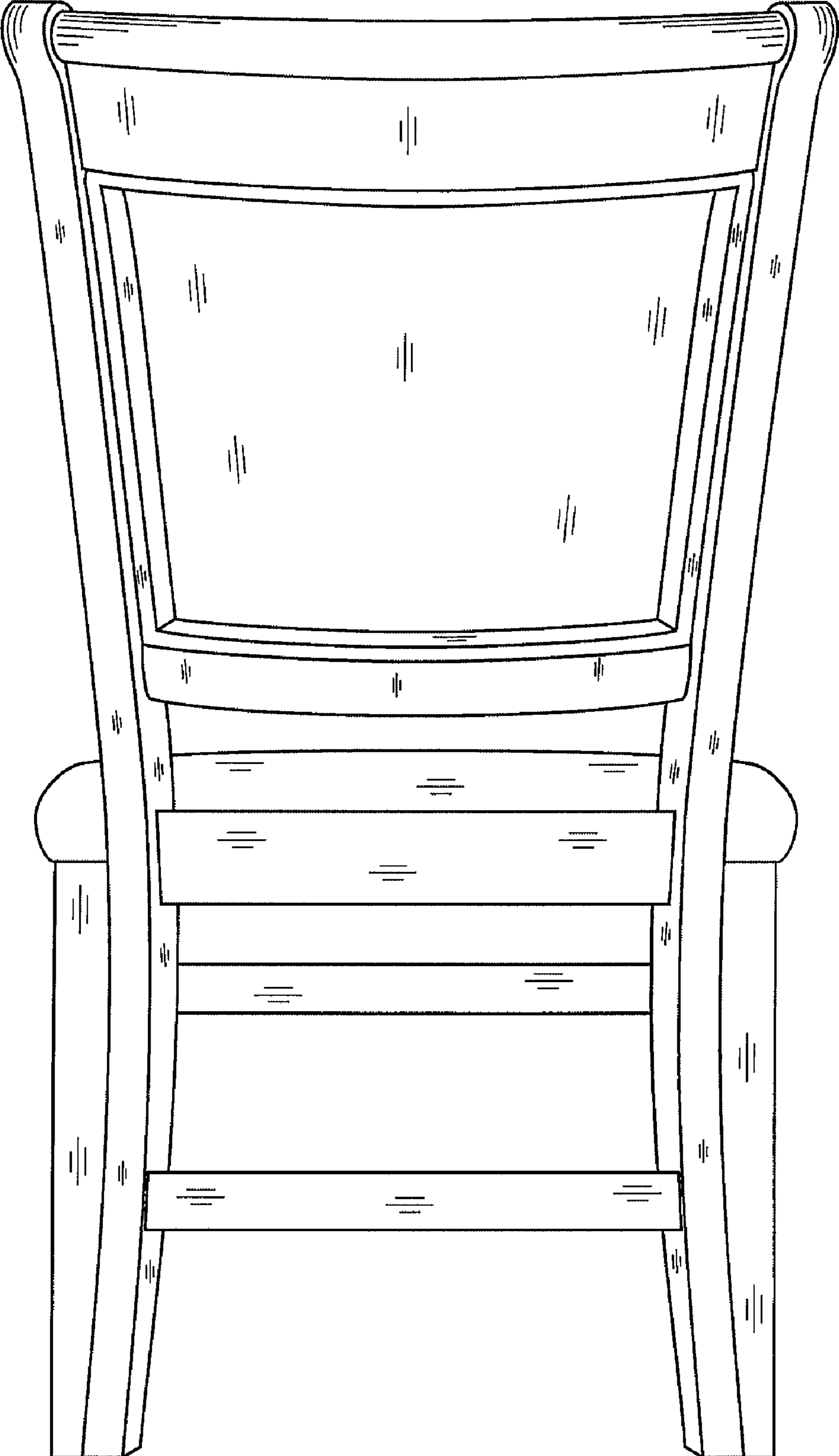


FIG. 4

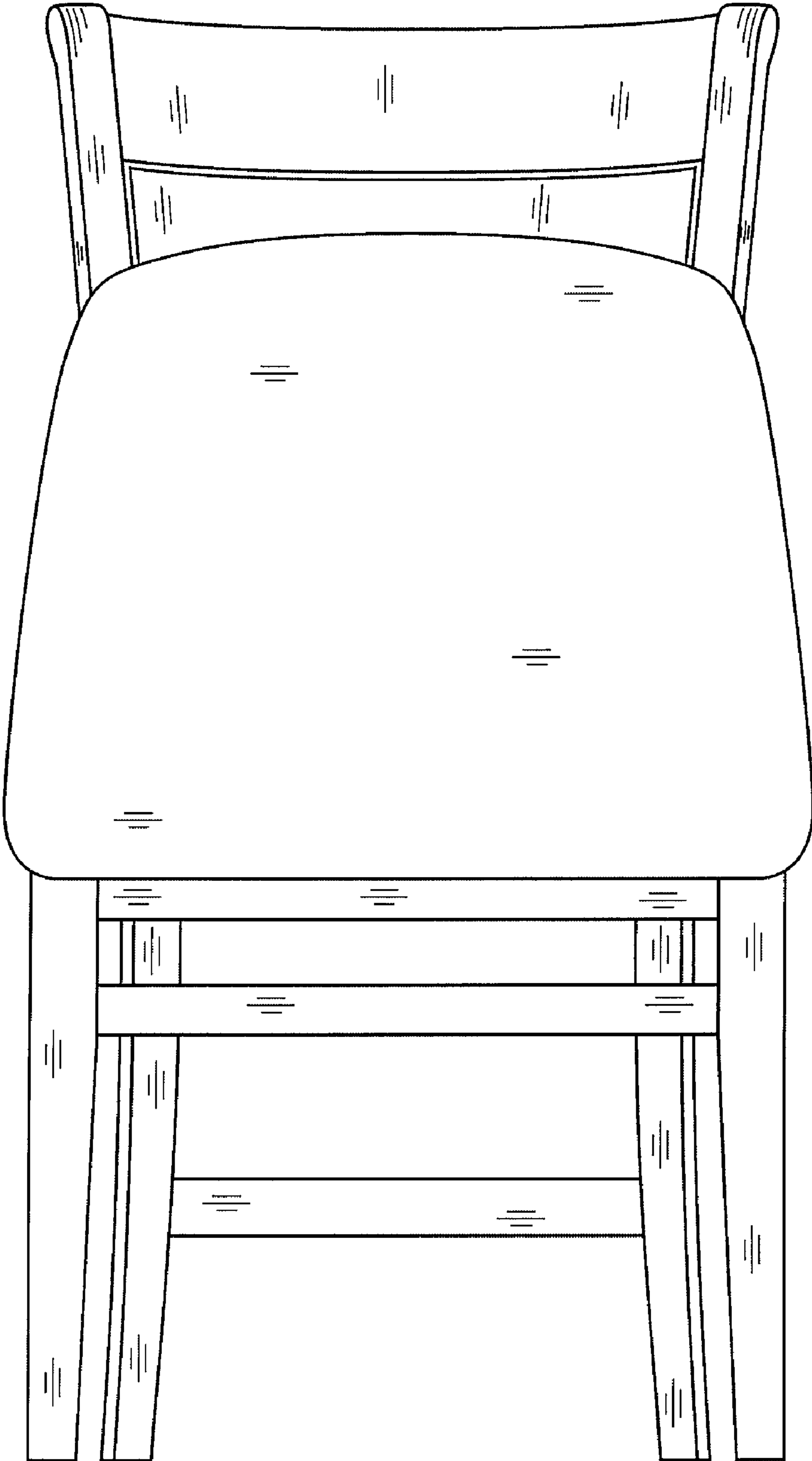


FIG. 5



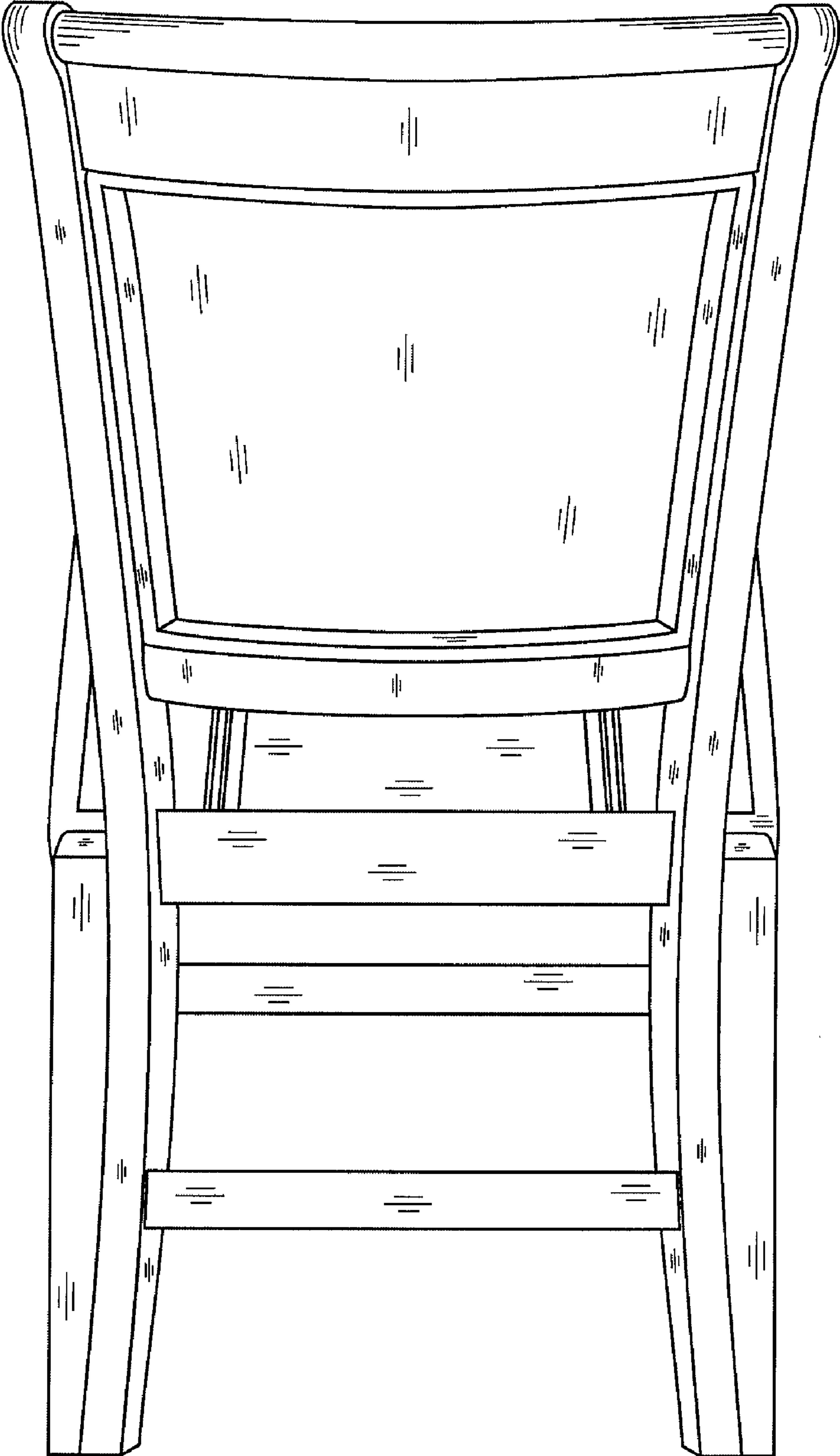


FIG. 6



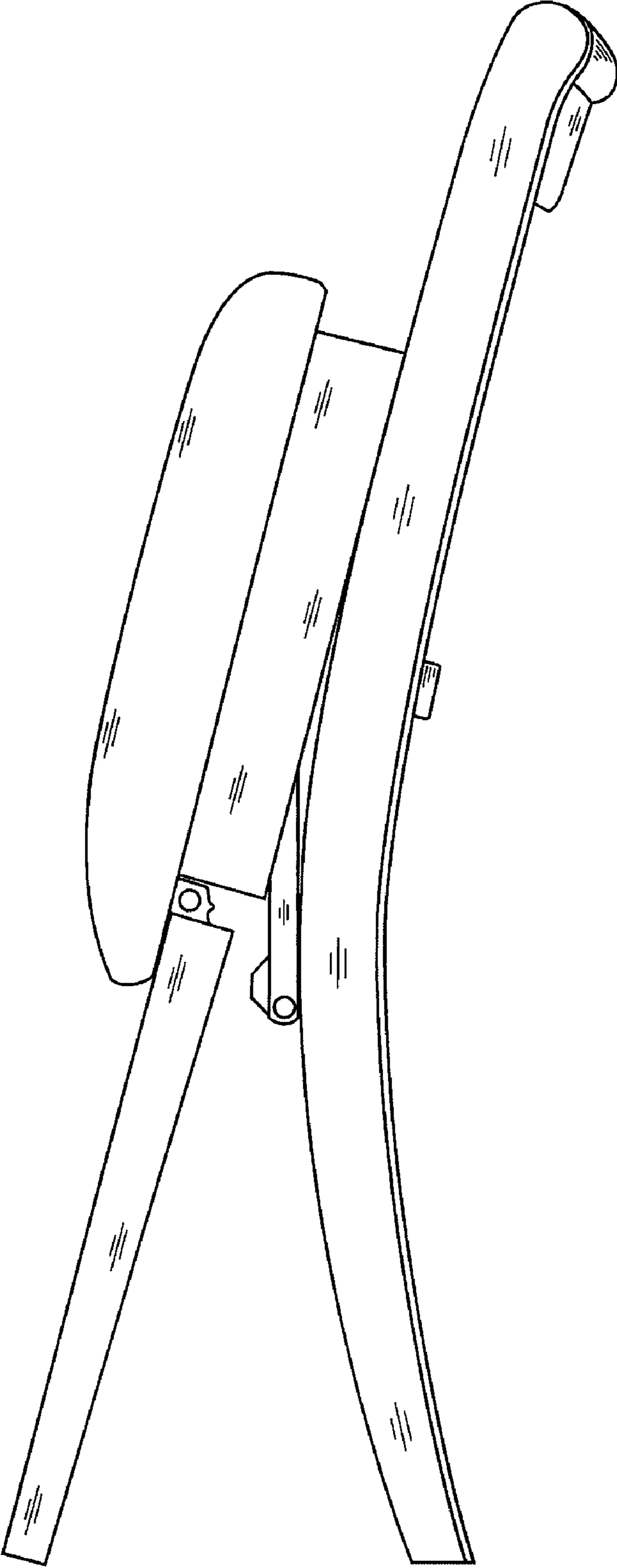


FIG. 7