



US00D616644S

(12) **United States Design Patent**  
**Ramon**

(10) **Patent No.:** **US D616,644 S**  
(45) **Date of Patent:** **\*\* Jun. 1, 2010**

(54) **ACCESSORY HOLDER**

(76) Inventor: **Gloria H. Ramon**, 996 Country Wood Cir., Vacaville, CA (US) 95687

(\*\*) Term: **14 Years**

(21) Appl. No.: **29/345,693**

(22) Filed: **Oct. 21, 2009**

(51) **LOC (9) Cl.** ..... **03-01**

(52) **U.S. Cl.** ..... **D3/224**

(58) **Field of Classification Search** ..... D3/215,  
D3/218-219, 224, 226, 228; 224/219, 222,  
224/267, 269, 236, 240-241, 245  
See application file for complete search history.

(56) **References Cited**

**U.S. PATENT DOCUMENTS**

D273,344 S *	4/1984	Lee	.....	D3/224
4,500,019 A	2/1985	Curley, Jr.		
4,974,762 A	12/1990	Boretsky et al.		
D351,279 S *	10/1994	Montgomery	.....	D3/215
5,433,359 A	7/1995	Flowers		
D382,995 S	9/1997	Hale		
D400,704 S *	11/1998	Leinberger	.....	D3/215
D429,880 S *	8/2000	McCullough et al.	.....	D3/215
6,330,961 B1	12/2001	Borja		

D537,623 S 3/2007 Dennis et al.  
2004/0182896 A1 9/2004 Ballard  
2008/0217369 A1 9/2008 Sloom

\* cited by examiner

*Primary Examiner*—Catherine R Oliver  
(74) *Attorney, Agent, or Firm*—Crossley Patent Law; Mark A. Crossley

(57) **CLAIM**

The ornamental design for an accessory holder, as shown and described.

**DESCRIPTION**

FIG. 1 is a front elevation view of an accessory holder showing my new design;

FIG. 2 is a rear elevation view thereof;

FIG. 3 is a right elevation view thereof;

FIG. 4 is a left elevation view thereof;

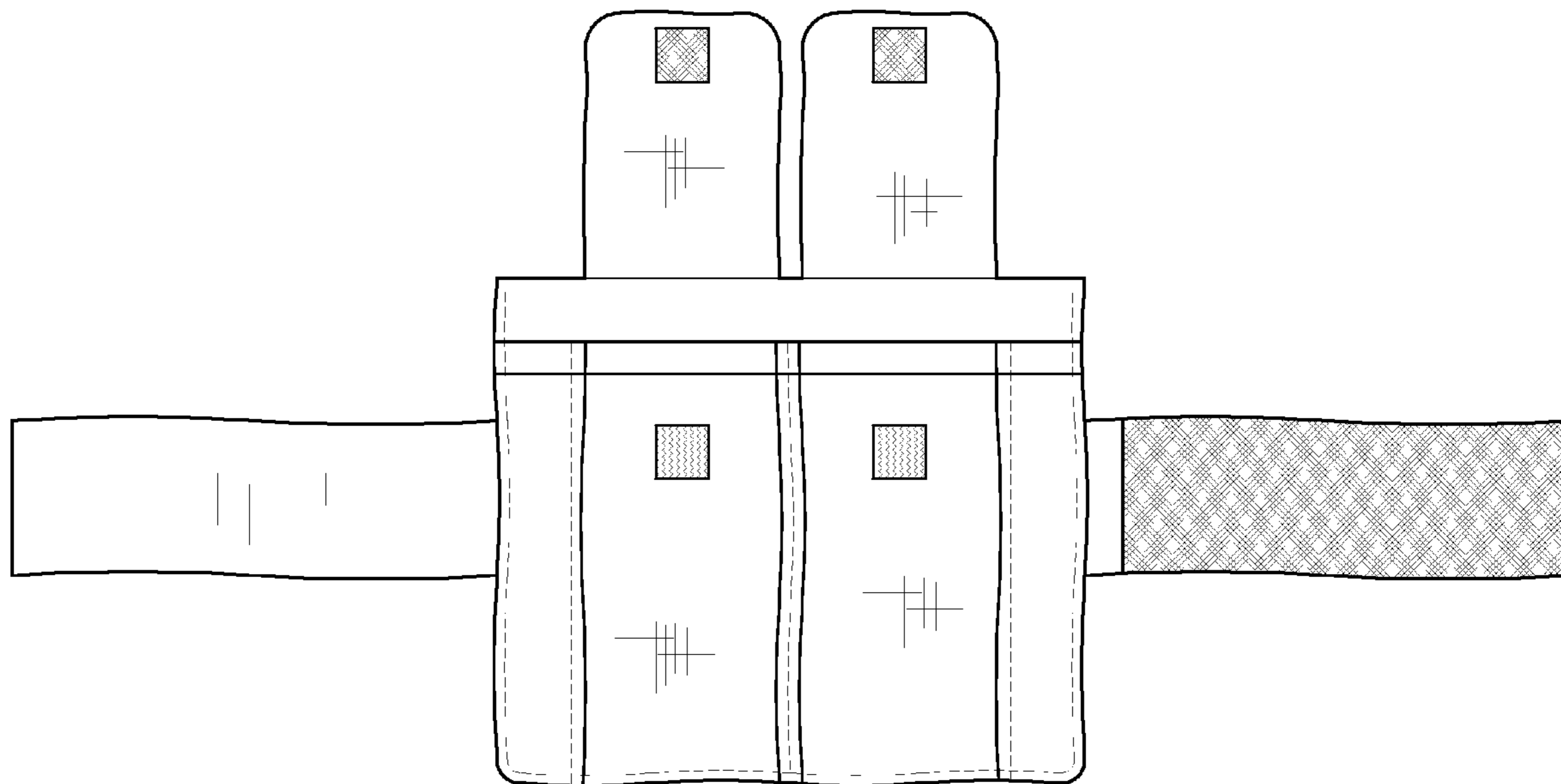
FIG. 5 is a top plan view thereof;

FIG. 6 is bottom plan view thereof; and,

FIG. 7 is an isometric view thereof.

The broken lines in the drawings depict environmental subject matter only and form no part of the claimed design.

**1 Claim, 5 Drawing Sheets**



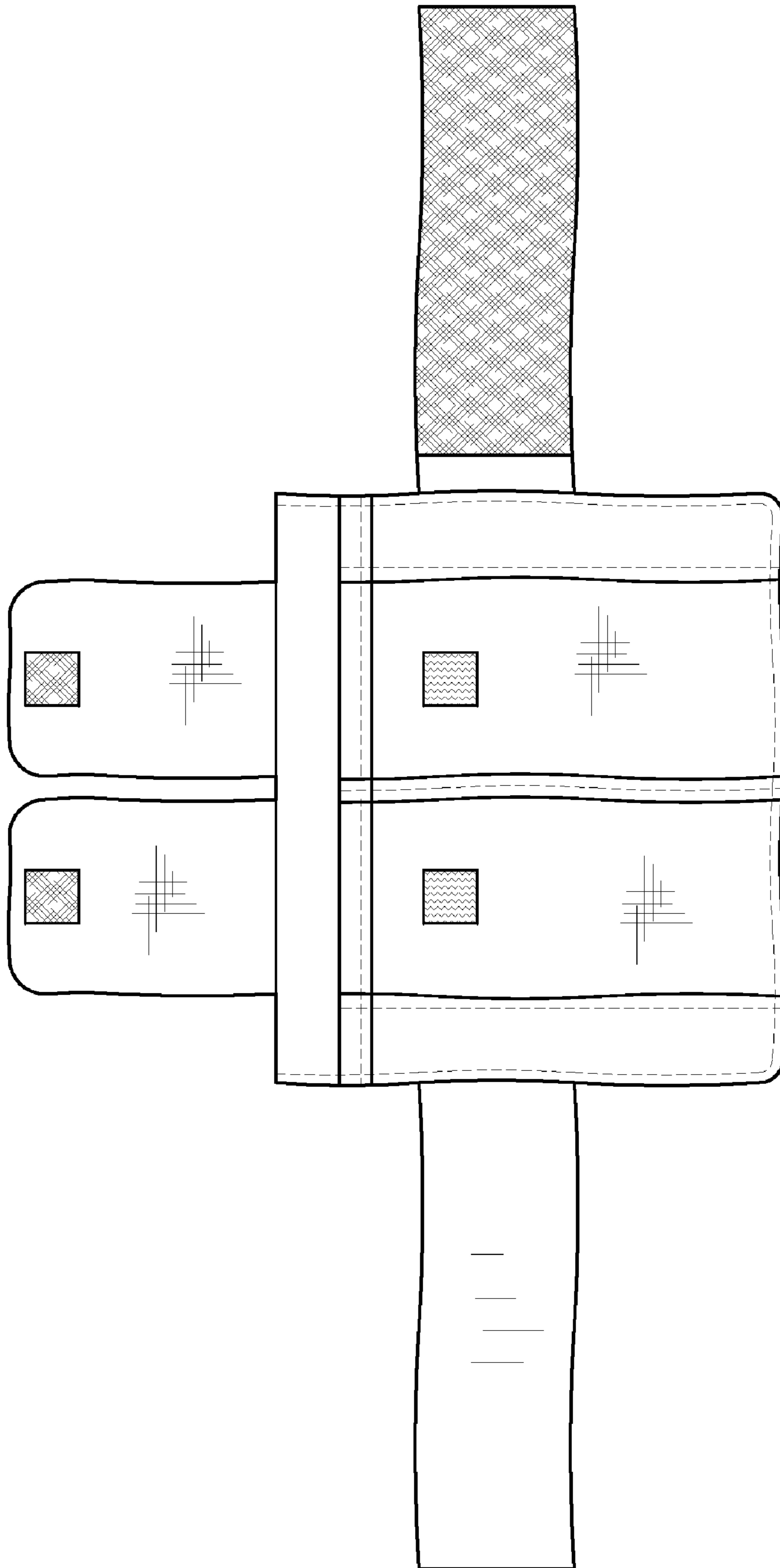


FIG. 1

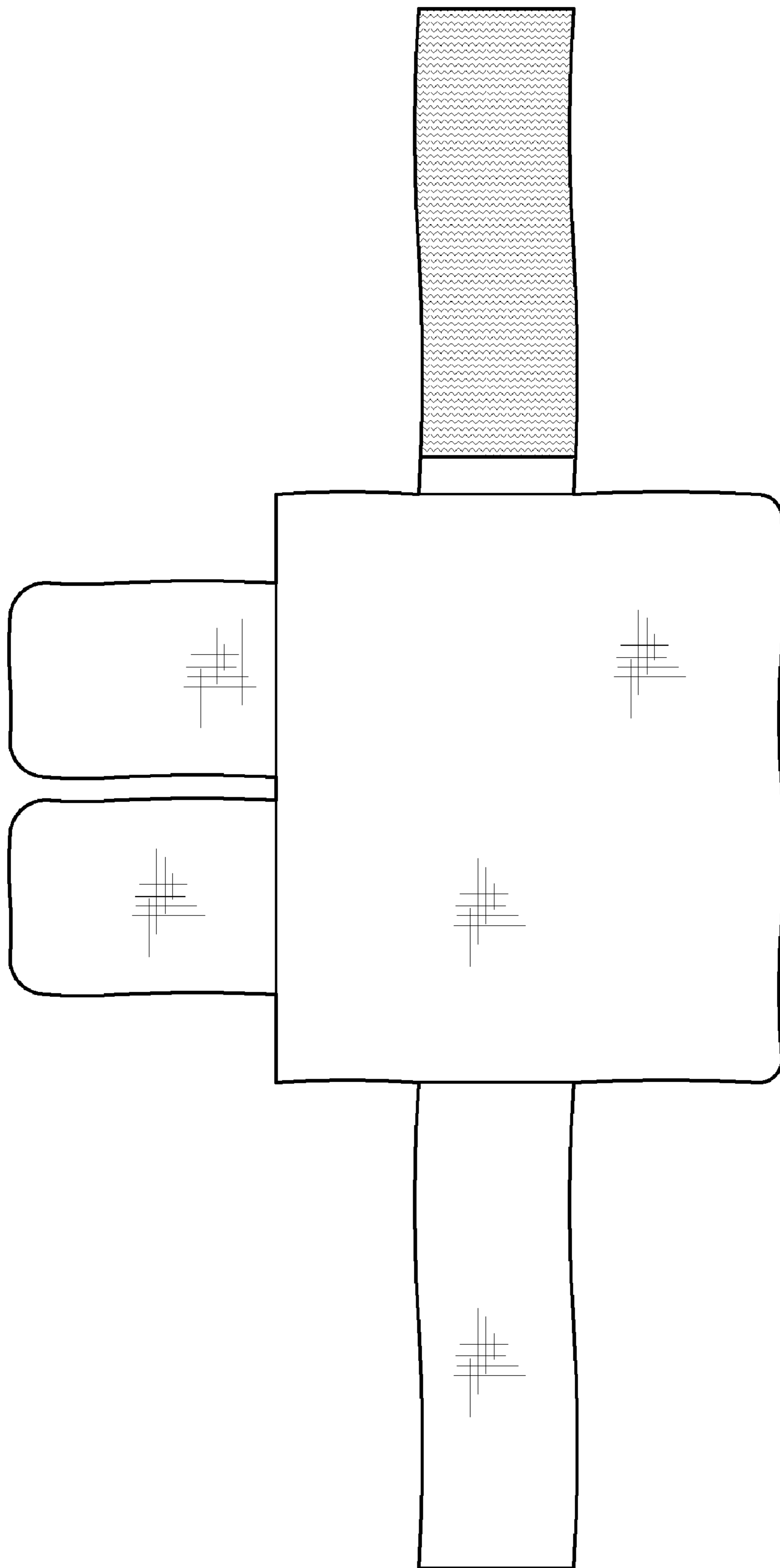


FIG. 2

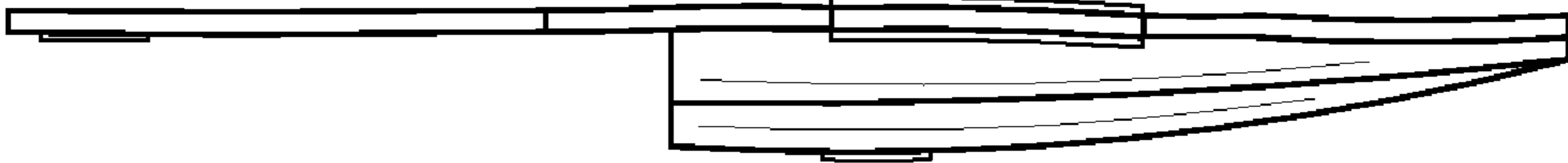


FIG. 3

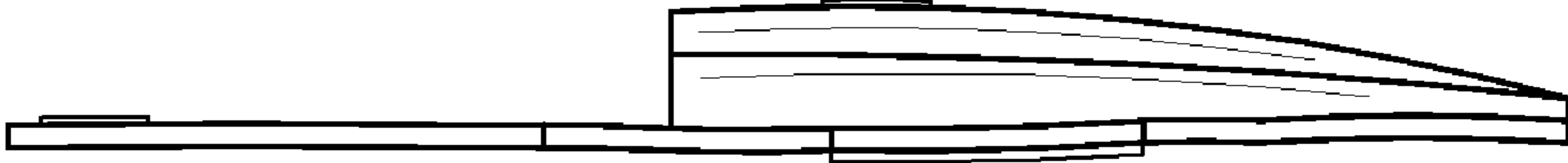


FIG. 4

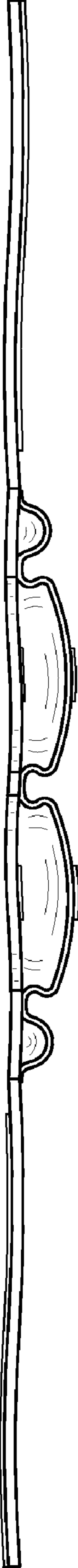


FIG. 5

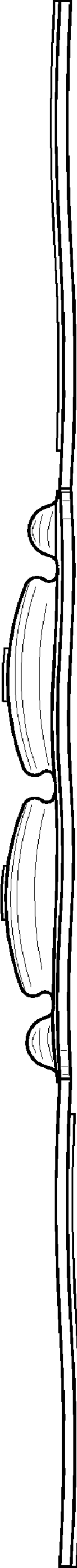


FIG. 6

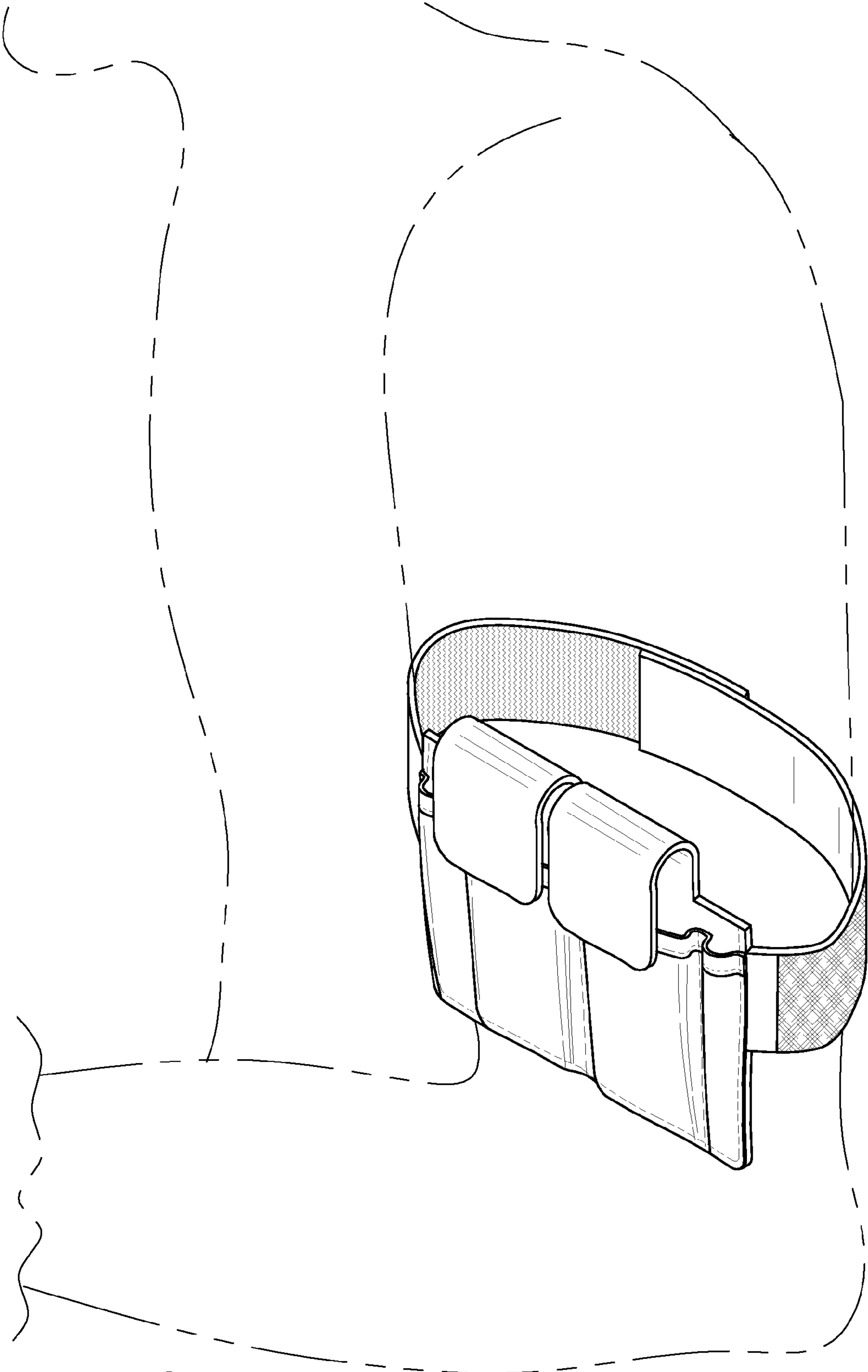


FIG. 7