



US00D616643S

(12) **United States Design Patent**
Casper

(10) **Patent No.:** **US D616,643 S**
(45) **Date of Patent:** **** Jun. 1, 2010**

(54) **BELT MOUNTED FISHING POLE HOLDER**

(57) **CLAIM**

(76) Inventor: **Gary J. Casper**, 110 E. Caroline St.,
Spring Valley, IL (US) 51362

I claim the ornamental design for a belt mounted fishing pole holder, substantially as shown.

(**) Term: **14 Years**

DESCRIPTION

(21) Appl. No.: **29/342,633**

FIG. 1 is a front elevation view of the double fishing pole holder of the present design.

(22) Filed: **Aug. 28, 2009**

FIG. 2 is a rear elevation view of the double fishing pole holder.

(51) **LOC (9) Cl.** **03-01**

FIG. 3 is a side elevation view of the double fishing pole holder;

(52) **U.S. Cl.** **D3/221**

FIG. 4 is an opposite side elevation view of the double fishing pole holder;

(58) **Field of Classification Search** D3/221,
D3/222-223, 224, 226, 228-229, 260; D22/147,
D22/138, 199; 43/21.2; 224/219, 222, 251,
224/269, 245, 661, 922, 673

FIG. 5 is a top plan view of the double fishing pole holder;

FIG. 6 is a bottom plan view of the double fishing pole holder;

See application file for complete search history.

FIG. 7 is a front elevation view of the second embodiment of the fishing pole holder, with a single pole holder being shown;

FIG. 8 is a rear elevation view of the single fishing pole holder.

(56) **References Cited**

FIG. 9 is a side elevation view of the single fishing pole holder;

U.S. PATENT DOCUMENTS

FIG. 10 is an opposite side elevation view of the single fishing pole holder;

1,198,202 A	9/1916	Drinkard	
D239,668 S *	4/1976	Vanus	D3/221
4,569,466 A *	2/1986	Webber	224/673
5,052,146 A	10/1991	Resnick	
6,357,639 B1 *	3/2002	Williams	224/222
D523,109 S *	6/2006	Palmer, Jr.	D22/147

FIG. 11 is a top plan view of the single fishing pole holder; and,

FIG. 12 is a bottom plan view of the single fishing pole holder.


FIGS. 1-6 show a first embodiment of the invention with two pole holders for use on a belt worn by a fisherman. FIGS. 7-12 show a second embodiment of the invention with a single pole holder for use on a belt worn by a fisherman.

* cited by examiner

The broken line showing of environment in the drawings is included for the purpose of illustrating only and forms no part of the claimed design.

Primary Examiner—Catherine R Oliver
(74) *Attorney, Agent, or Firm*—McKee, Voorhees & Sease, P.L.C.

1 Claim, 6 Drawing Sheets



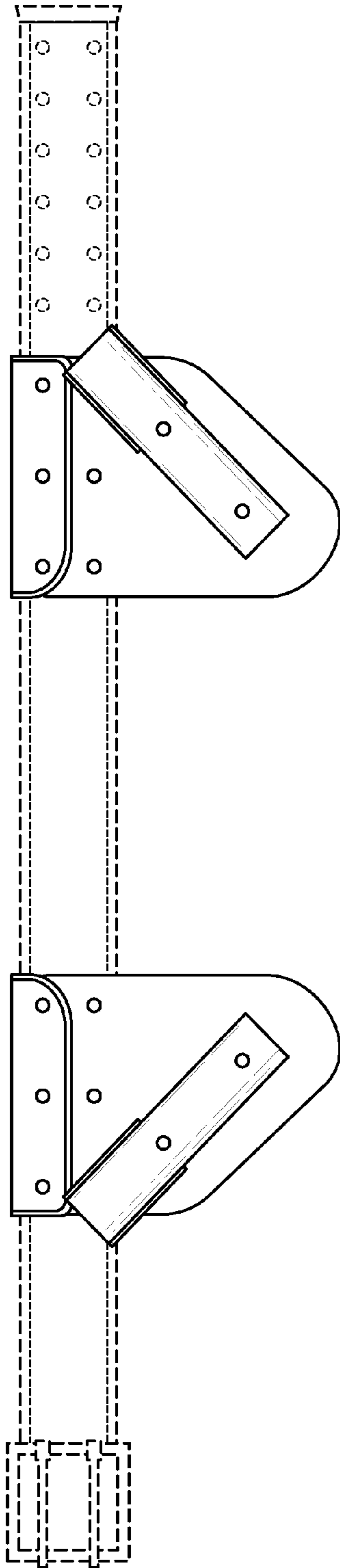


FIG. 1

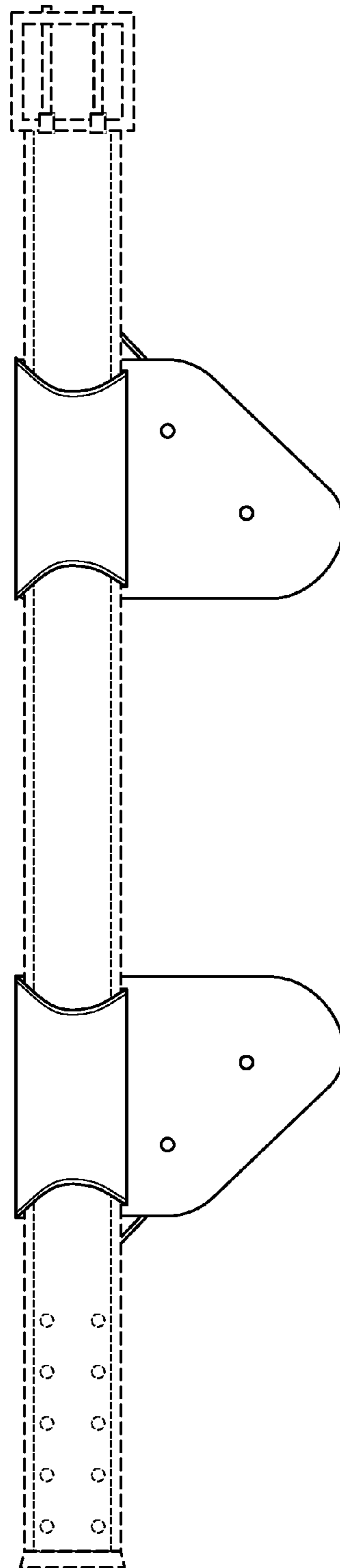


FIG. 2

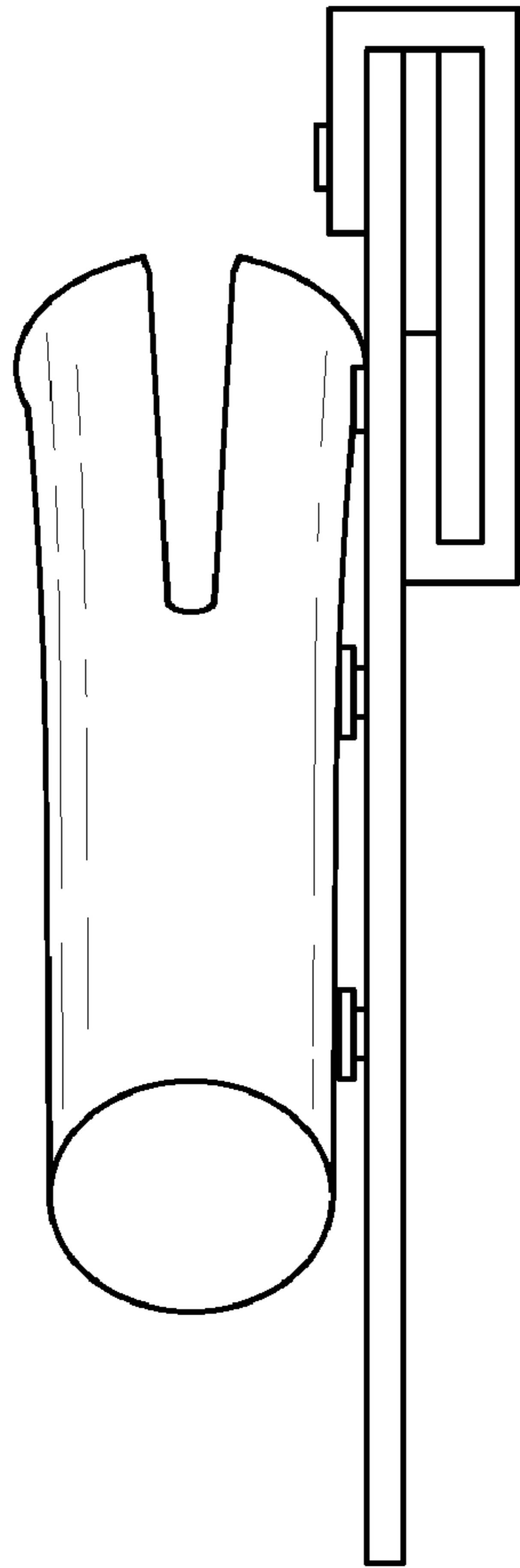


FIG. 3

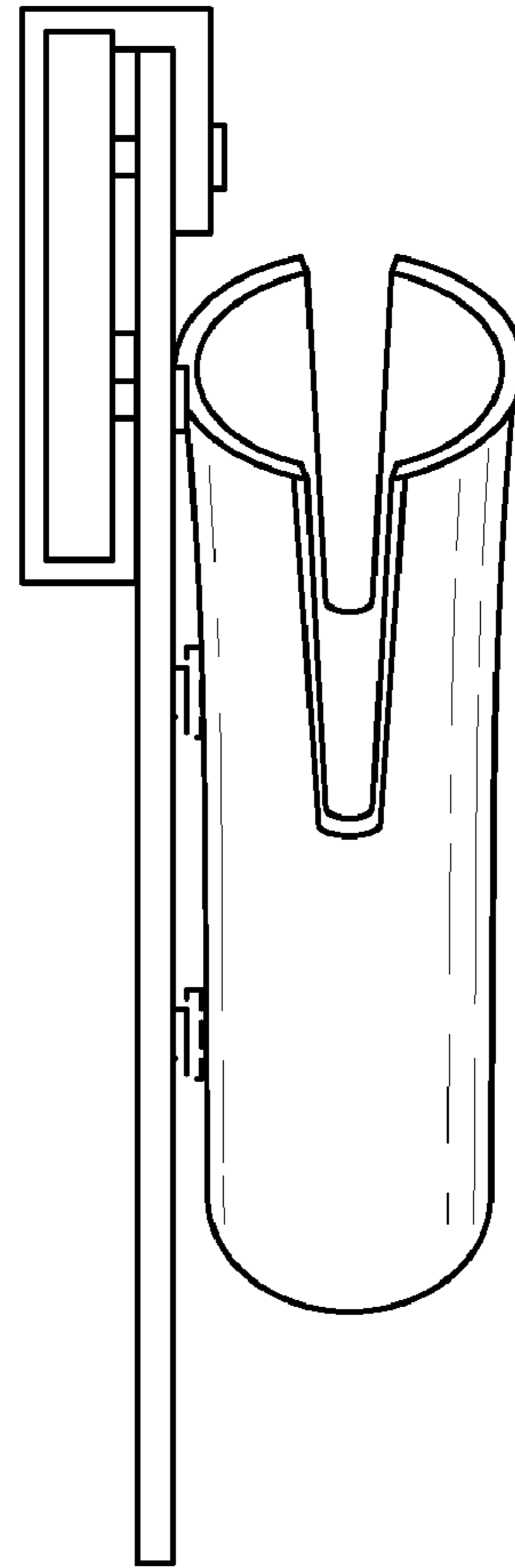


FIG. 4

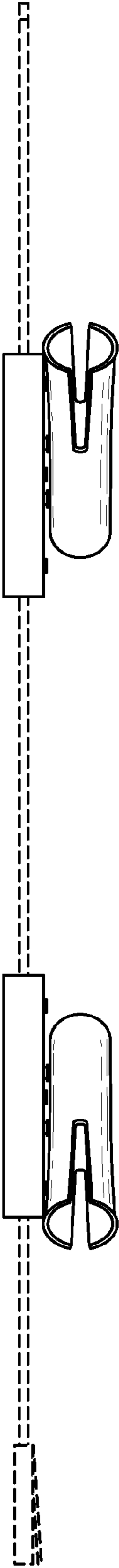


FIG. 5

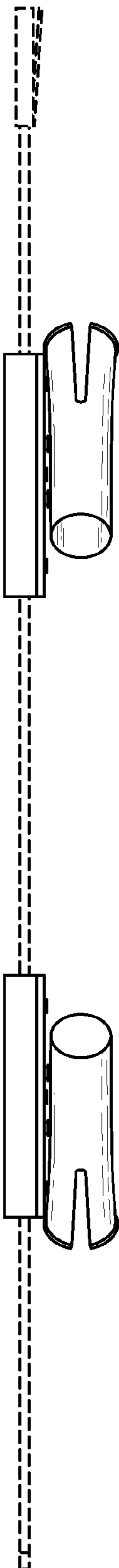


FIG. 6

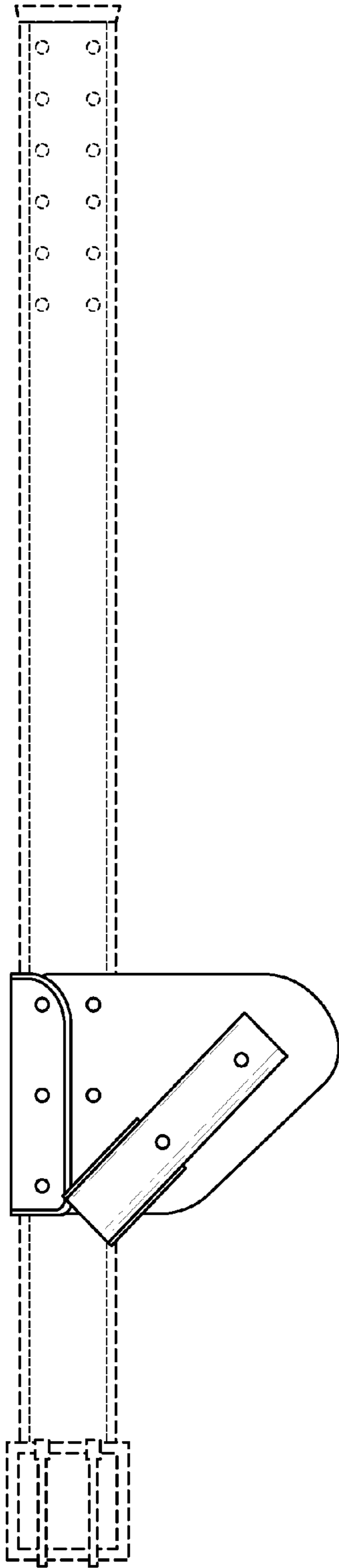


FIG. 7




FIG. 8

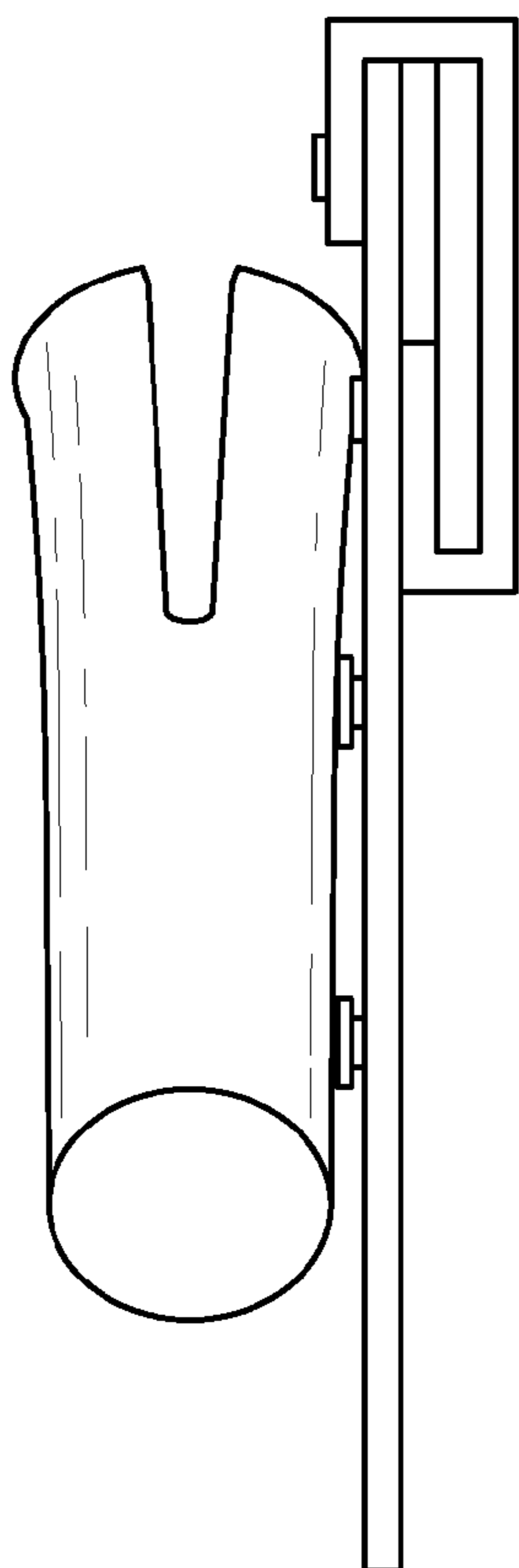


FIG. 9

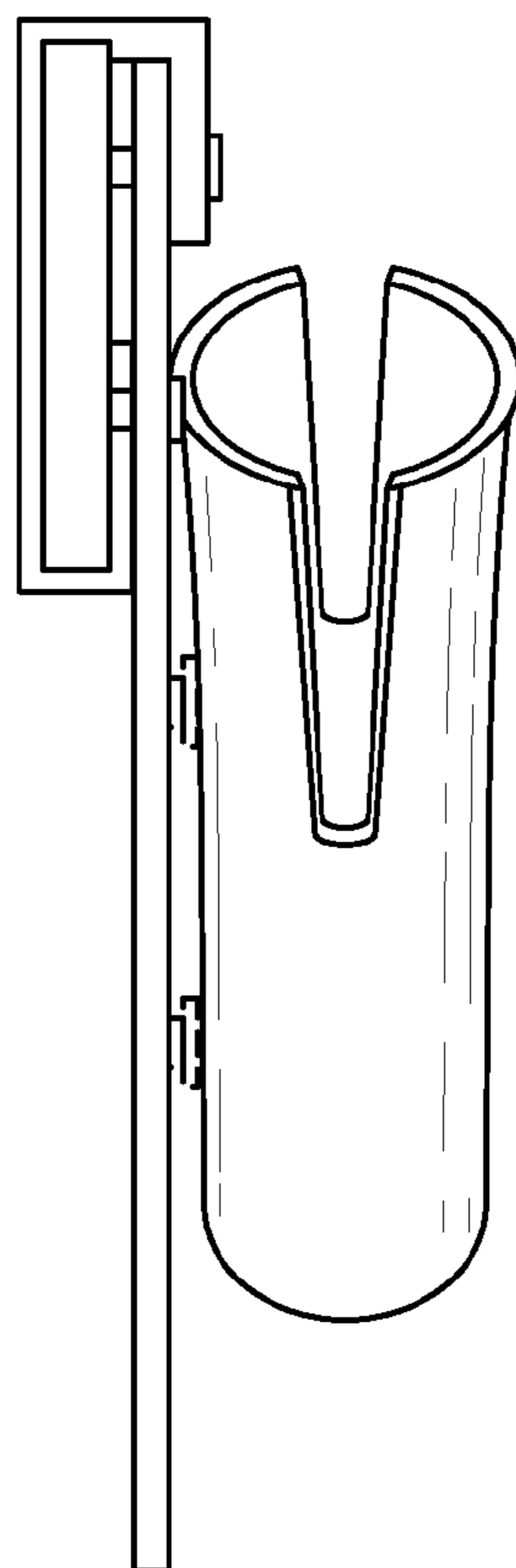


FIG. 10

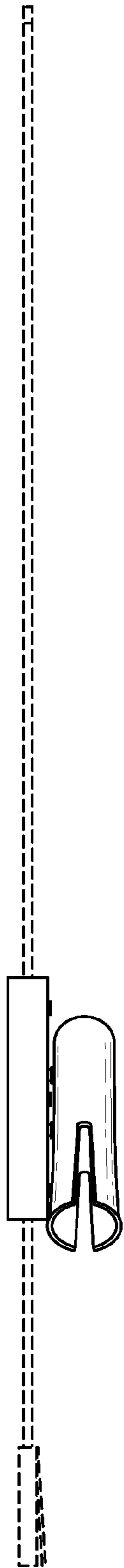


FIG. 11

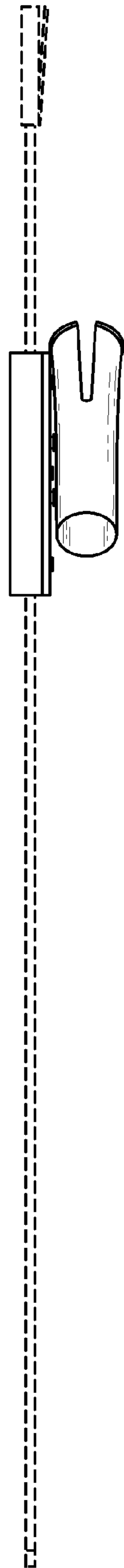


FIG. 12