



US00D616639S

(12) **United States Design Patent**  
**Larregain et al.**

(10) **Patent No.:** **US D616,639 S**  
(45) **Date of Patent:** **\*\* \*Jun. 1, 2010**

(54) **SPORT SHOE SOLE**

(75) Inventors: **Arnaud Larregain**, Thiers (FR); **Adam Jara**, Clermont-Ferrand (FR); **Frédéric Perrin**, Beaumont (FR)

(73) Assignee: **Michelin Recherche et Technique S.A.**, Granges-Paccot (CH)

(\*\*) Term: **14 Years**

(21) Appl. No.: **29/287,689**

(22) Filed: **Sep. 10, 2007**

(30) **Foreign Application Priority Data**

Mar. 8, 2007 (EM) ..... 000684584-0001

(51) **LOC (9) Cl.** ..... **02-04**

(52) **U.S. Cl.** ..... **D2/957; D2/956; D2/960**

(58) **Field of Classification Search** ..... D2/902,  
D2/906, 908, 947, 951-960; D5/1, 47, 61;  
36/3 B, 22 R, 24.5, 25 R, 28, 32 R, 67 A,  
36/59 C, 103

See application file for complete search history.

(56) **References Cited**

**U.S. PATENT DOCUMENTS**

D331,489 S *	12/1992	Takaoka	.....	D2/960
D401,396 S *	11/1998	Kayano	.....	D2/954
D495,859 S *	9/2004	Kubo et al.	.....	D2/960
D495,860 S *	9/2004	Kubo et al.	.....	D2/960
D496,148 S *	9/2004	Kayano et al.	.....	D2/959
D497,705 S *	11/2004	Turner	.....	D2/954
D512,208 S *	12/2005	Kubo et al.	.....	D2/960

D512,818 S *	12/2005	Mitani et al.	.....	D2/953
D512,819 S *	12/2005	Usuki et al.	.....	D2/953
D512,827 S *	12/2005	Usuki et al.	.....	D2/977
D512,828 S *	12/2005	Kubo et al.	.....	D2/977
D514,286 S *	2/2006	Kayano et al.	.....	D2/955
D520,732 S *	5/2006	Mitani et al.	.....	D2/977
D540,014 S *	4/2007	Turner et al.	.....	D2/957
D542,522 S *	5/2007	Fujita et al.	.....	D2/977
D546,532 S *	7/2007	Matis et al.	.....	D2/953
D553,846 S *	10/2007	Kayano et al.	.....	D2/977
D561,434 S *	2/2008	Fujita et al.	.....	D2/953
D561,442 S *	2/2008	Kayano et al.	.....	D2/959

\* cited by examiner

*Primary Examiner*—Celia A Murphy

(74) *Attorney, Agent, or Firm*—Buchanan Ingersoll & Rooney PC

(57) **CLAIM**

The ornamental design for a sport shoe sole, as shown and described.

**DESCRIPTION**

FIG. 1 is a bottom view of a sport shoe sole showing my new design;

FIG. 2 is a left side view thereof;

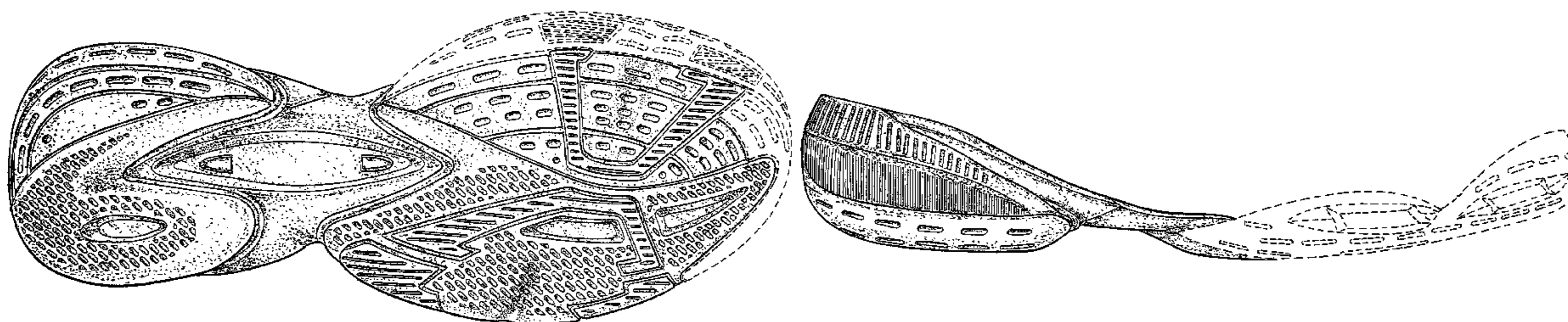
FIG. 3 is a right side view thereof;

FIG. 4 is a rear view thereof; and,

FIG. 5 is a perspective view thereof.

The areas of the shoe sole shown in broken lines throughout the views represent the portions of the article that form no part of the claim.

**1 Claim, 4 Drawing Sheets**



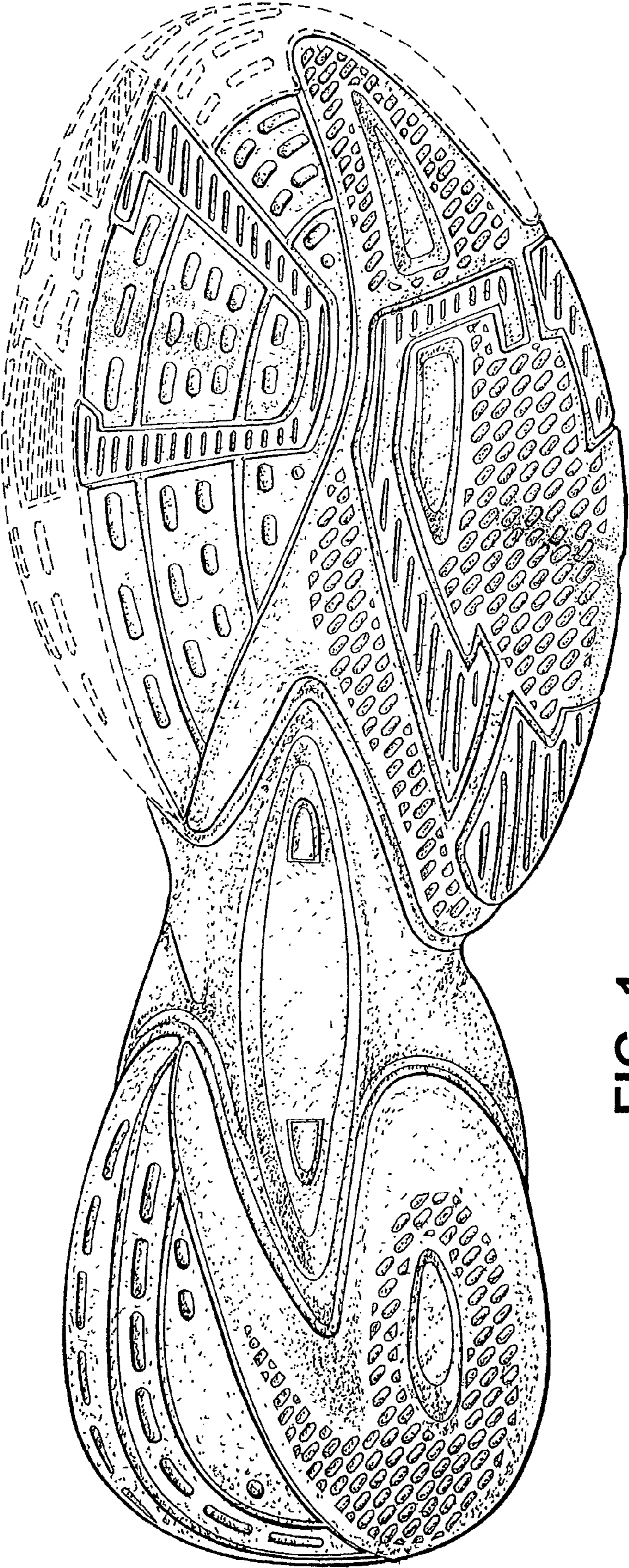


FIG. 1

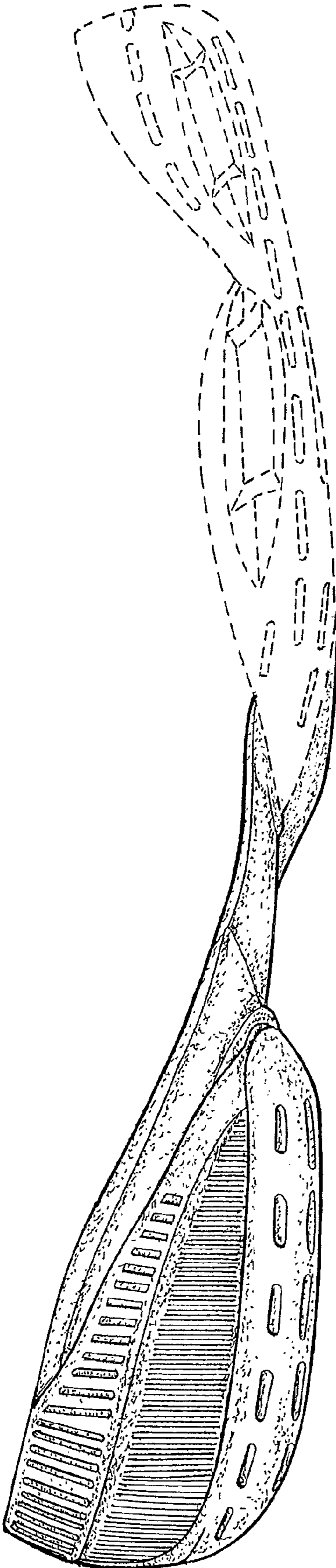


FIG. 2

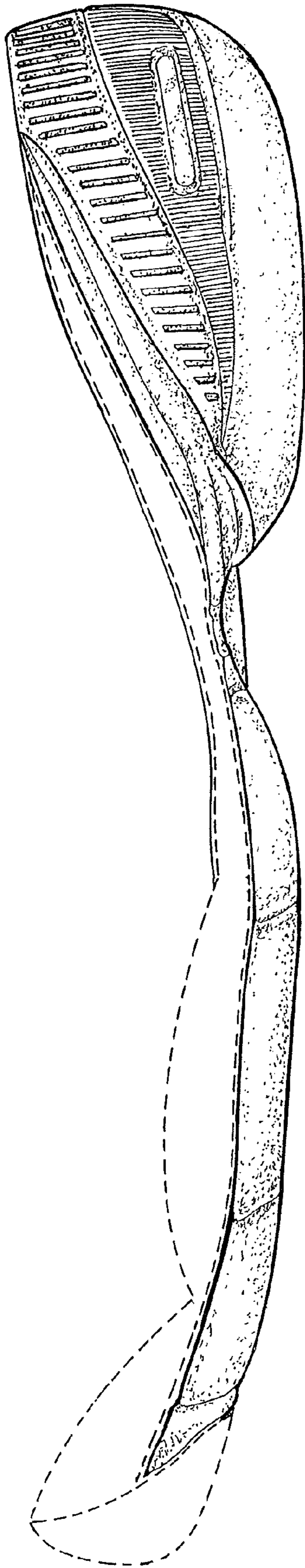


FIG. 3

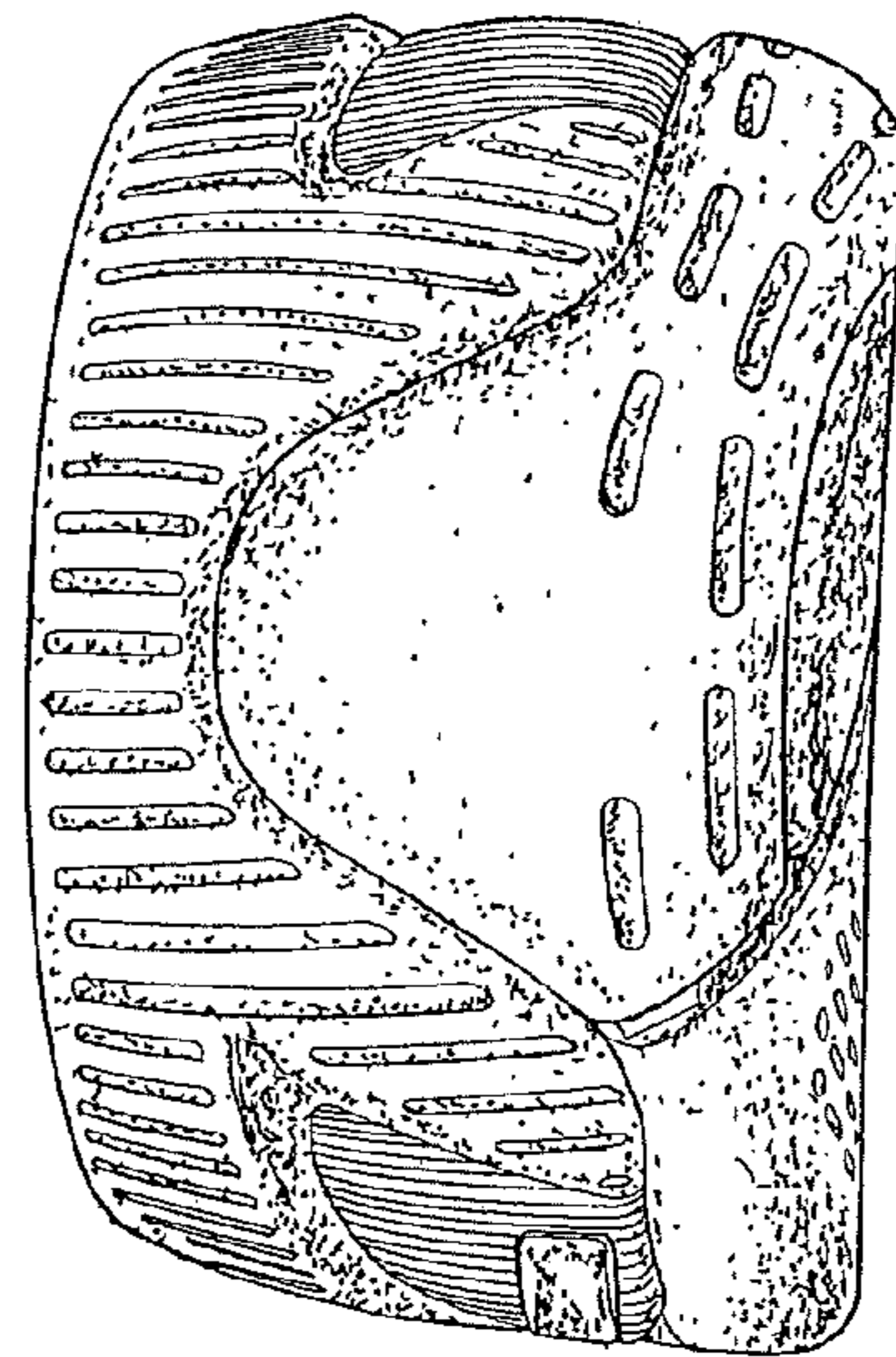


FIG. 4

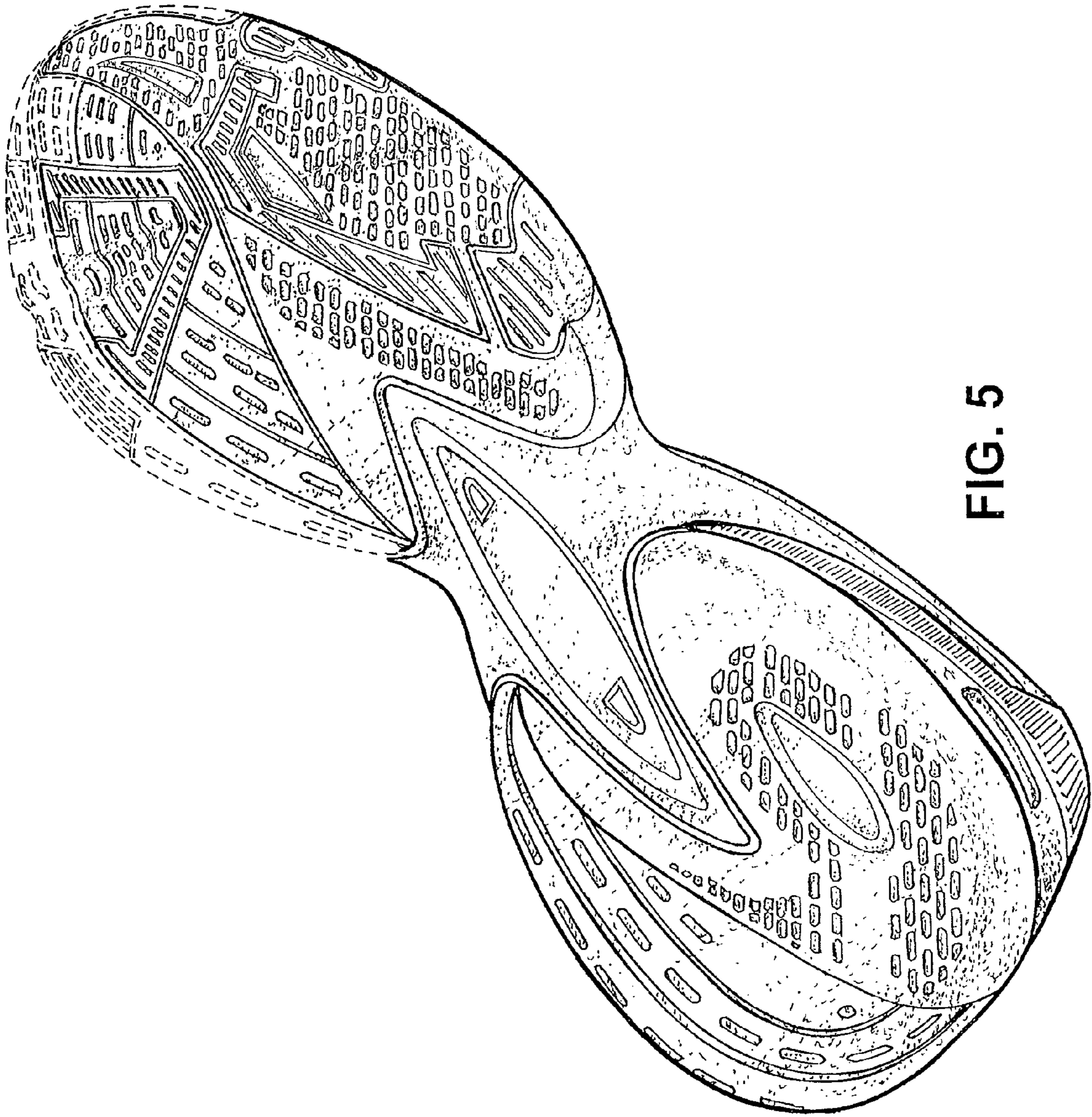


FIG. 5