



US00D616630S

(12) **United States Design Patent**  
**Christiansen**

(10) **Patent No.:** **US D616,630 S**  
(45) **Date of Patent:** **\*\* Jun. 1, 2010**

(54) **JEANS**

(76) Inventor: **Ken Christiansen**, 1930 Bethwick Ct.,  
Lawrenceville, GA (US) 30044

(\*\*) Term: **14 Years**

(21) Appl. No.: **29/330,698**

(22) Filed: **Jan. 13, 2009**

(51) **LOC (9) Cl.** ..... **02-02**

(52) **U.S. Cl.** ..... **D2/742**

(58) **Field of Classification Search** ..... D2/731,  
D2/738, 742; 2/79, 227, 228, 236-238  
See application file for complete search history.

(56) **References Cited**

U.S. PATENT DOCUMENTS

269,479	A *	12/1882	Stretch et al.	.....	2/227
1,885,527	A *	11/1932	Luft	.....	2/227
D223,077	S	3/1972	Benrube		
D255,168	S	6/1980	Taylor		
4,215,435	A *	8/1980	Miele	.....	2/227
D261,323	S	10/1981	Catron		
D261,324	S	10/1981	Catron		
D273,434	S	4/1984	Galbreath		
D280,251	S	8/1985	Forbes		
D293,617	S	1/1988	Barrett		
4,766,613	A *	8/1988	Wells	.....	2/227
D375,824	S	11/1996	Volpati		
5,628,064	A *	5/1997	Chung	.....	2/70
5,774,892	A *	7/1998	Tisdale et al.	.....	2/69
D459,056	S	6/2002	Serfontein		
D469,946	S	2/2003	Hansen		
D485,049	S *	1/2004	Newson	.....	D2/742
6,789,269	B1 *	9/2004	Scovin	.....	2/227
D505,535	S	5/2005	Kern		
D511,606	S	11/2005	Caucci		

(Continued)

FOREIGN PATENT DOCUMENTS

GB 2271711 A \* 4/1994

*Primary Examiner*—Ian Simmons

*Assistant Examiner*—R. Johnson

(74) *Attorney, Agent, or Firm*—QuickPatents, Inc.; Kevin Prince

(57) **CLAIM**

I claim the ornamental design for a jeans, as shown and described.

**DESCRIPTION**

FIG. 1 is a perspective view of jeans showing my new design and further illustrating a leg zipper thereof in a fully open position;

FIG. 2 is an exploded perspective thereof, illustrating two leg portions thereof unzipped and removed from a waist portion thereof, and further illustrating the leg zipper in a fully closed position;

FIG. 3 is a front elevational view thereof, further illustrating the leg zippers in a partially open position;

FIG. 4 is a rear elevational view thereof;

FIG. 5 is a right-side elevational view thereof, the leg zipper illustrated in the partially open position;


FIG. 6 is a left-side elevational view thereof, the leg zipper illustrated in the partially open position;

FIG. 7 is a top plan view thereof, the leg zipper illustrated in the partially open position; and,

FIG. 8 is a bottom plan view thereof, the leg zipper illustrated in the partially open position.

The broken lines showing a person in FIG. 1 are included for the purpose of illustrating the invention in use, and form no part of the claimed design. The remaining broken lines in the figures represent stitching.

**1 Claim, 5 Drawing Sheets**



# US D616,630 S

Page 2

---

U.S. PATENT DOCUMENTS						
D527,169 S	8/2006	Kubler		D567,477 S	4/2008	Smith
D528,743 S	9/2006	MacMillan		D569,581 S	5/2008	Stogner
D534,709 S	1/2007	Dipietro		D571,536 S	6/2008	Huen
D543,008 S	5/2007	Berry		D572,432 S	7/2008	Peters
D551,826 S	* 10/2007	Lambert .....	D2/742	2008/0092273 A1 *	4/2008	Marshall ..... 2/228

\* cited by examiner

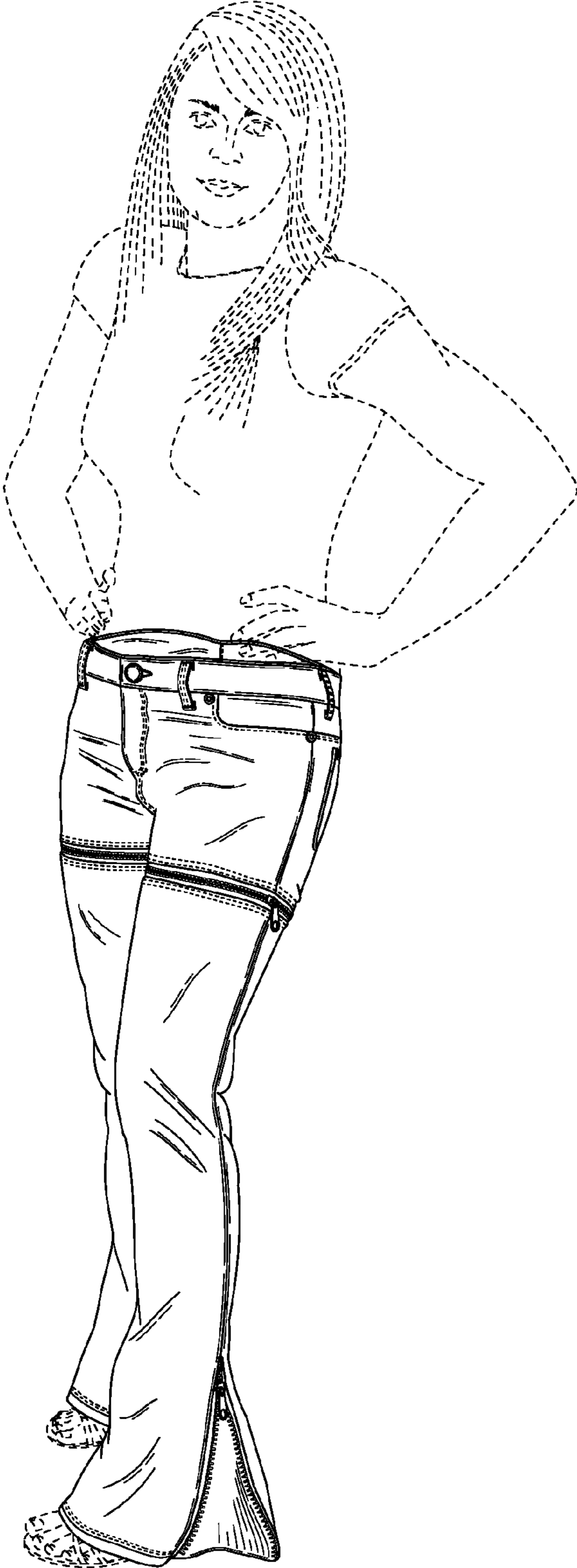


FIG. 1

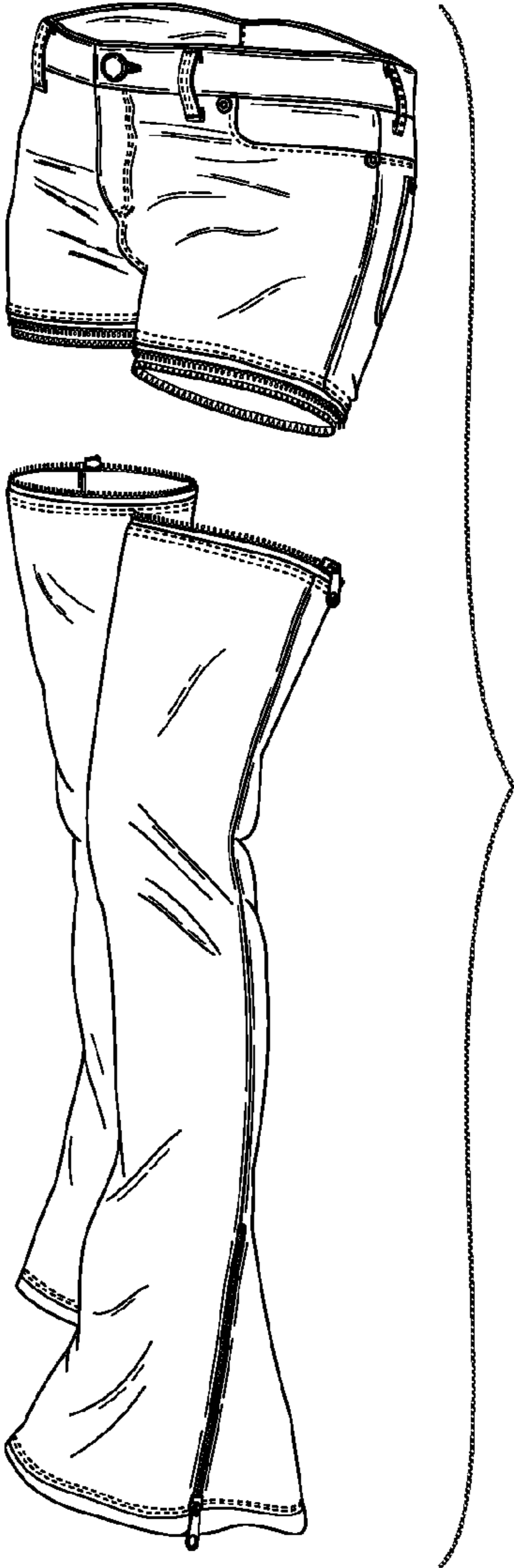


FIG. 2

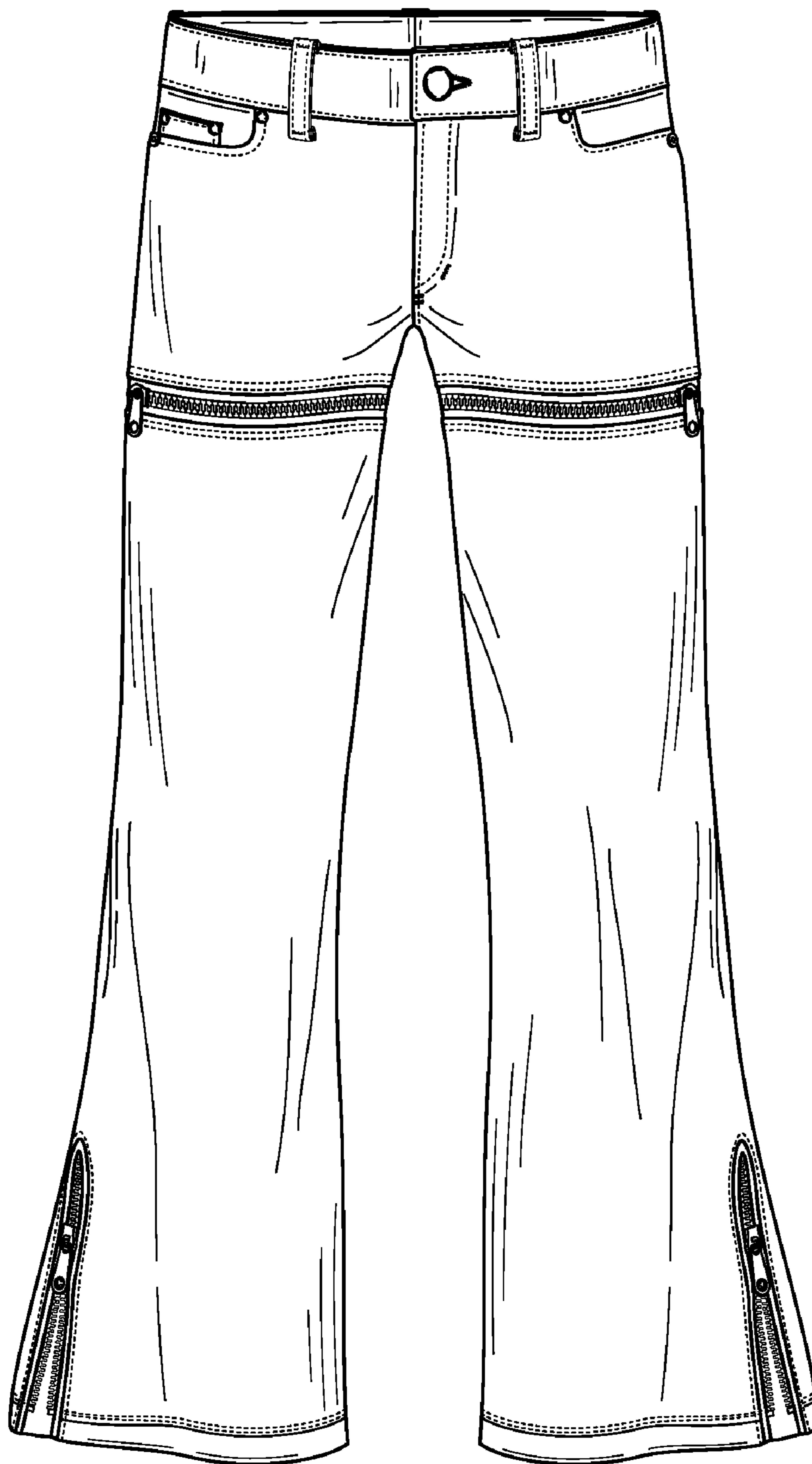


FIG. 3

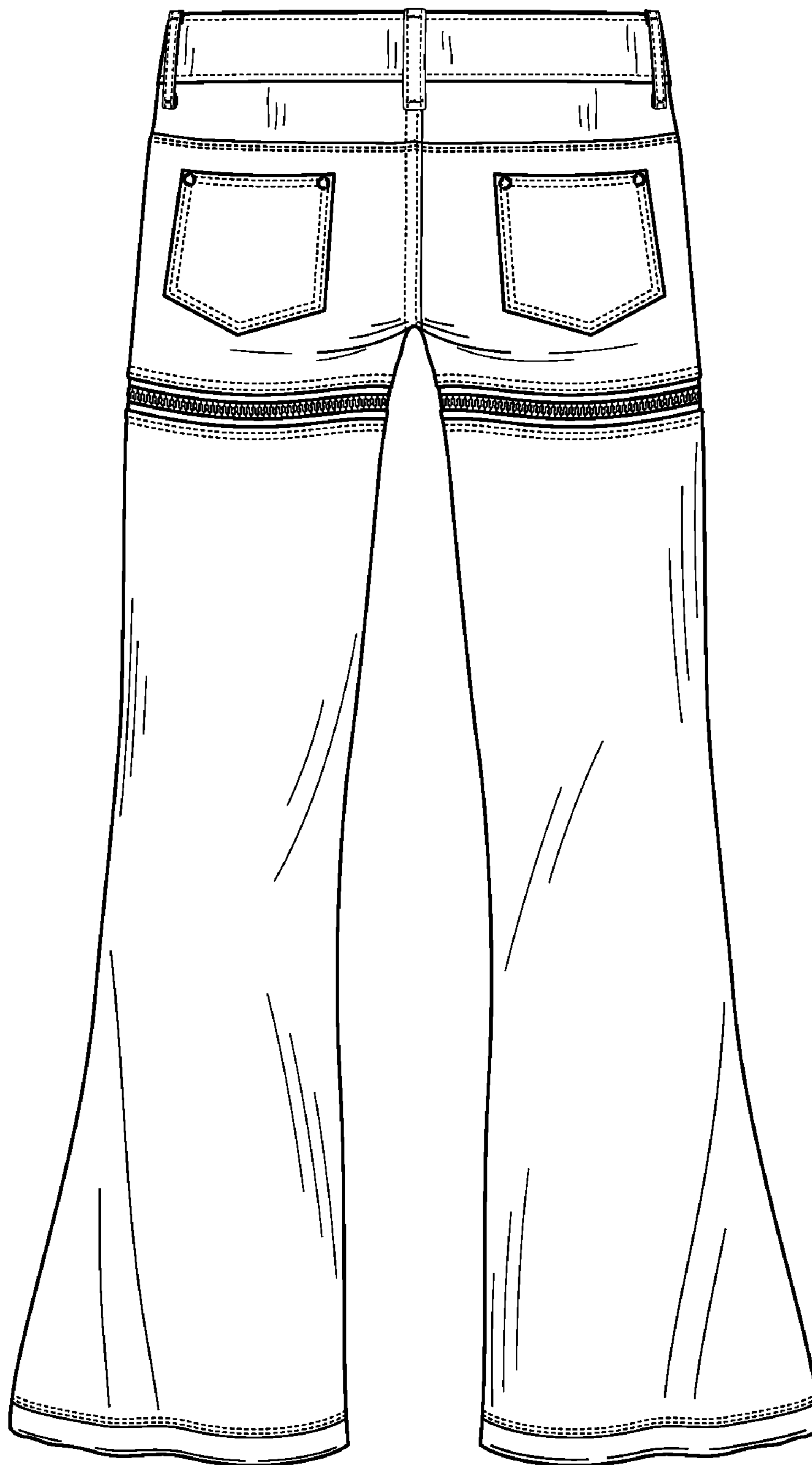


FIG. 4

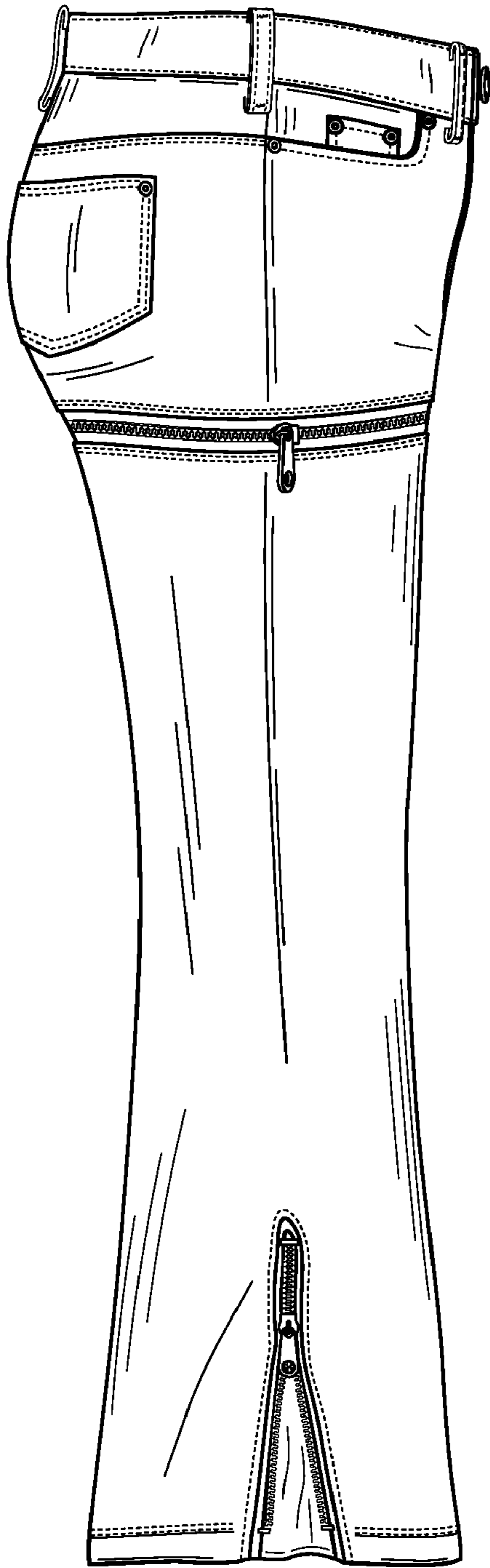


FIG. 5

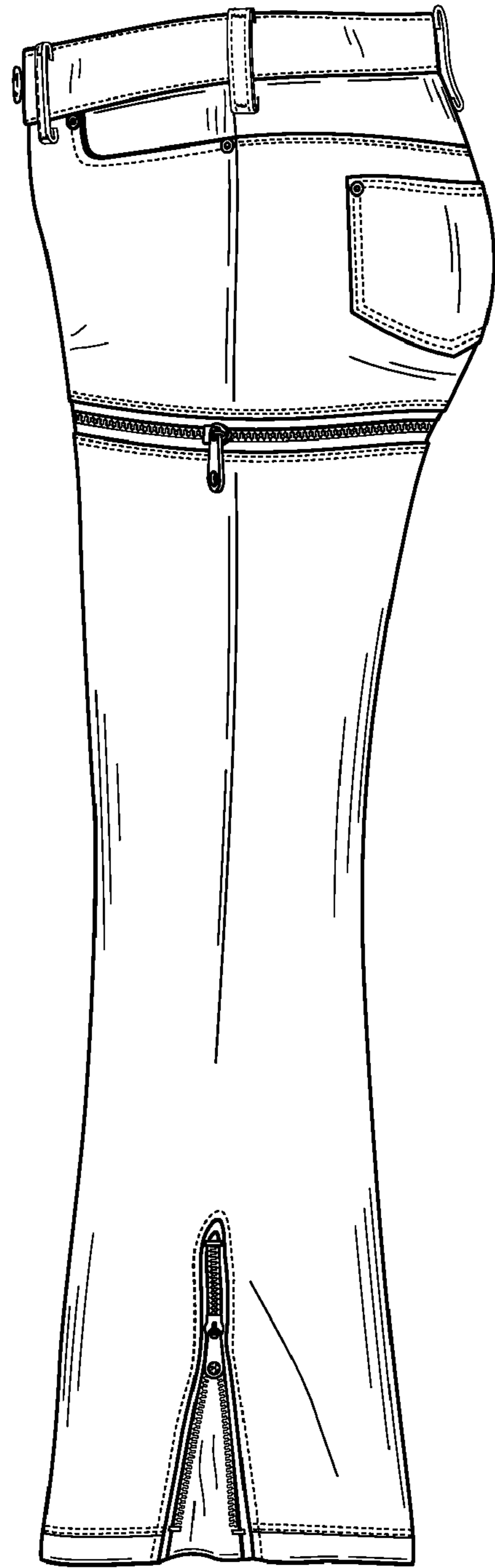


FIG. 6

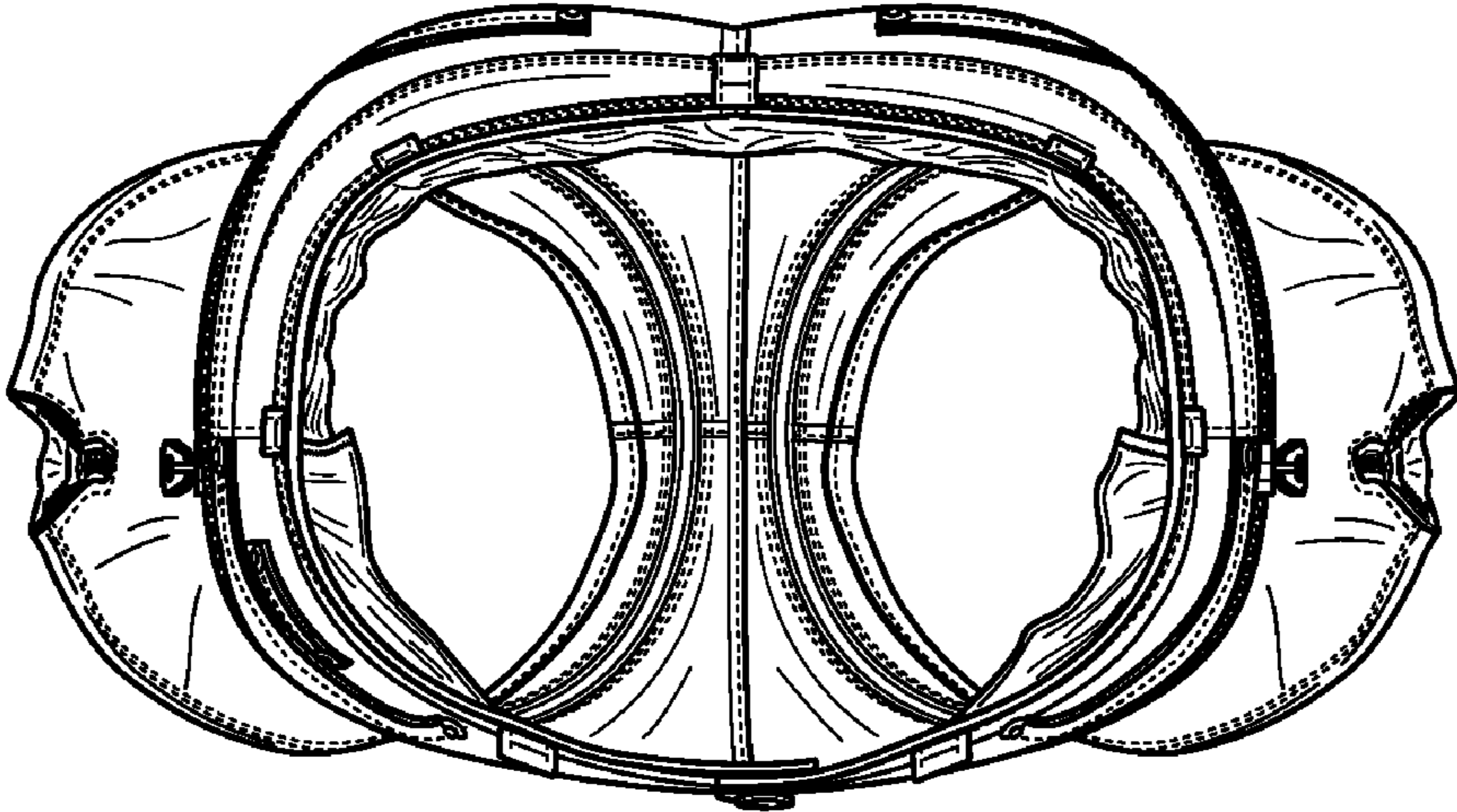


FIG. 7

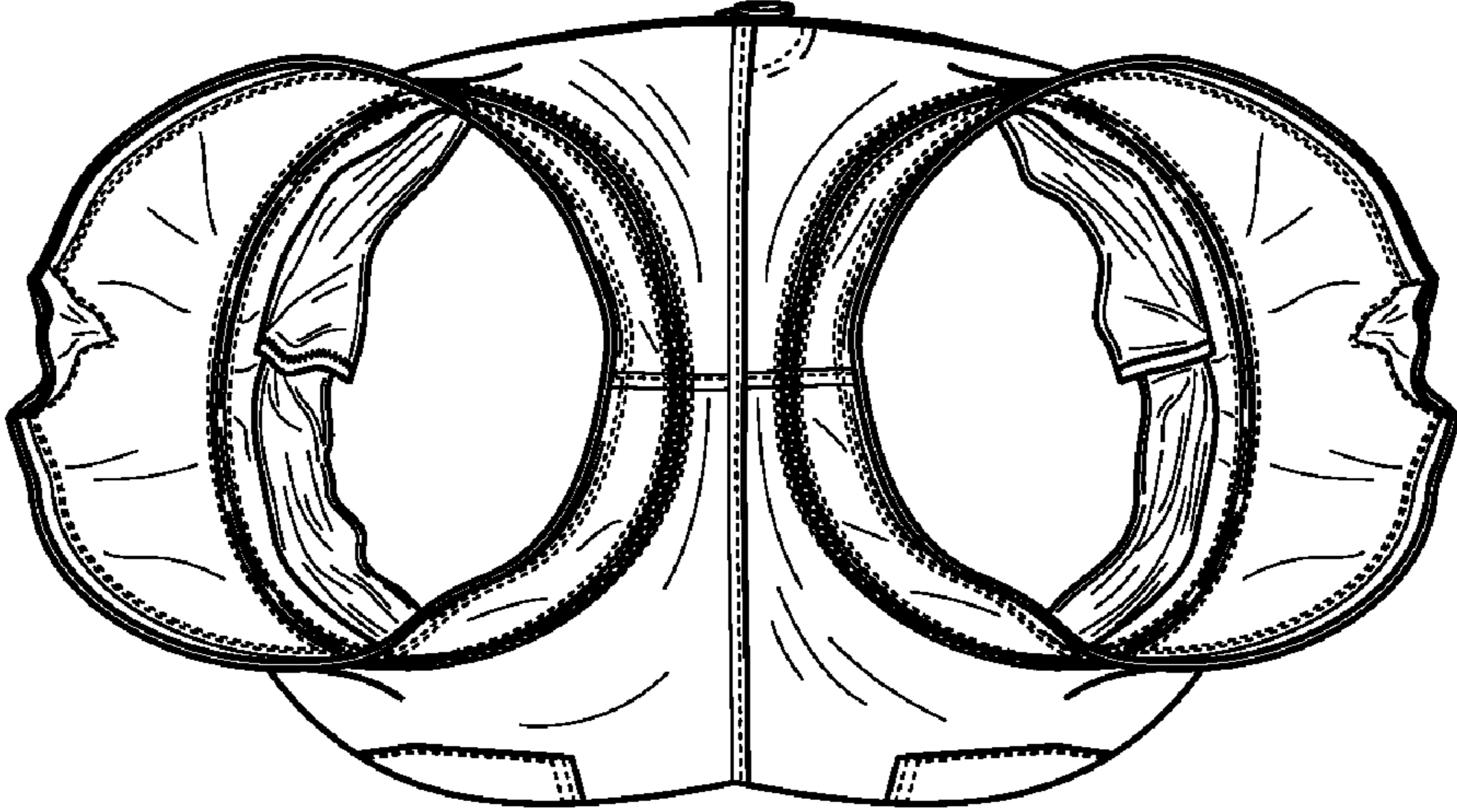


FIG. 8