



US00D616627S

(12) **United States Design Patent**
Schindler

(10) **Patent No.:** **US D616,627 S**
(45) **Date of Patent:** **** Jun. 1, 2010**

(54) **GARMENT**

(75) Inventor: **Heather Thomson Schindler**, New York, NY (US)

(73) Assignee: **Times Three Clothier, LLC.**, New York, NY (US)

(**) Term: **14 Years**

(21) Appl. No.: **29/350,198**

(22) Filed: **Nov. 12, 2009**

Related U.S. Application Data

(63) Continuation of application No. 29/302,500, filed on Jan. 17, 2008, now Pat. No. Des. 606,285.

(51) **LOC (9) Cl.** **02-02**

(52) **U.S. Cl.** **D2/702**

(58) **Field of Classification Search** D2/700-703,
D2/731, 732, 828, 840, 718, 737, 847, 714;
2/112, 113, 69; 450/96, 94, 115, 116, 122-124,
450/127, 132, 154, 10, 15, 30

See application file for complete search history.

(56) **References Cited**

U.S. PATENT DOCUMENTS

357,068 A	2/1887	Dalby	
570,696 A	11/1896	Brown	
1,774,613 A	9/1930	Pidgeon	
1,931,822 A	10/1933	Hoffman	
1,977,329 A	10/1934	Clarke	
2,052,935 A	9/1936	Moran	
D110,662 S	7/1938	Rielly	
D128,536 S *	7/1941	Weil	D2/702
D129,894 S	10/1941	Abeles	
2,310,103 A	2/1943	McDonald	
2,579,547 A *	12/1951	Cadous	450/112
D170,694 S *	10/1953	Kahn	D2/702
D174,038 S *	2/1955	Goldstein	D2/702
D174,114 S *	3/1955	Dior	D2/702
D174,115 S	3/1955	Dior	
D174,194 S *	3/1955	Prochaska	D2/702
D177,982 S *	6/1956	Kahn	D2/702

2,963,022 A	12/1960	Spetalnik
3,026,875 A	3/1962	Kaupp
3,036,574 A	5/1962	Nellie

(Continued)

FOREIGN PATENT DOCUMENTS

JP	2006-316359	11/2006
----	-------------	---------

(Continued)

Primary Examiner—Philip S Hyder

Assistant Examiner—Anna J Burmeister

(74) *Attorney, Agent, or Firm*—Irah H. Donner; Wilmer Culter Pickering Hale and Dorr LLP

(57) **CLAIM**

The ornamental design for a garment, as shown and described herein.

DESCRIPTION

FIG. 1 is a front elevation view of Embodiment 1, of a garment;

FIG. 2 is a rear elevation view thereof;

FIG. 3 is a right elevation view thereof;

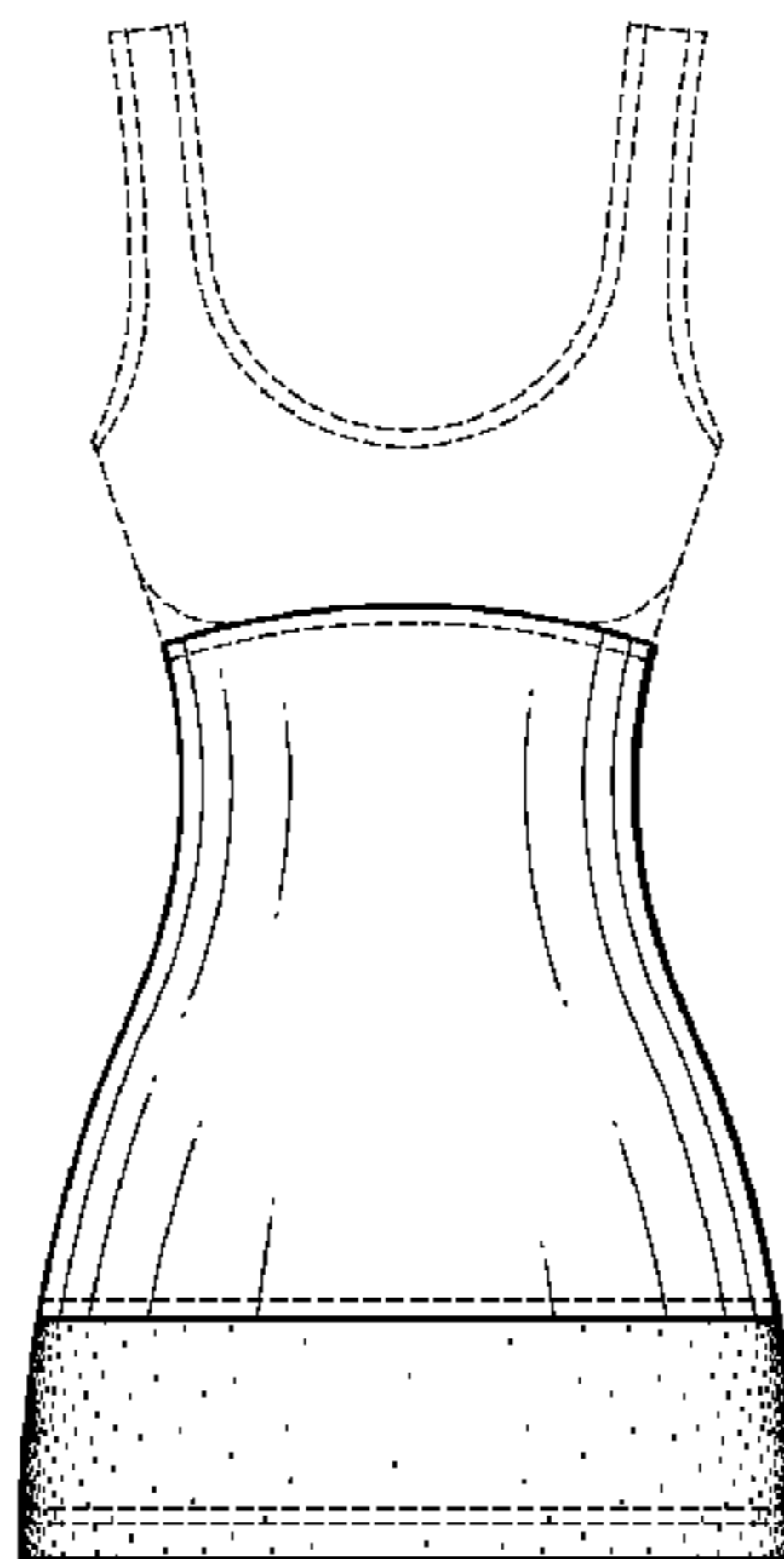
FIG. 4 is a left elevation view thereof;

FIG. 5 is a right side elevation view of Embodiment 2, of a garment, where the front and rear elevation views are the same as FIGS. 1-2; and,

FIG. 6 is a left elevation view of Embodiment 2, of a garment.

The center section and lower section of the claimed design is shaded to illustrate different appearance. The broken lines shown in the drawings are for environmental structure only and form no part of the claimed design.

1 Claim, 6 Drawing Sheets



US D616,627 S

Page 2

U.S. PATENT DOCUMENTS

D211,231 S 6/1968 Sallys
3,454,013 A 7/1969 Cahill
D234,649 S 4/1975 Cascio
D239,475 S 4/1976 Cascio
4,916,755 A 4/1990 Feigenbaum et al.
5,915,531 A 6/1999 Hilpert et al.
6,000,993 A 12/1999 Erwin
D452,600 S 1/2002 Kim et al.
D453,058 S 1/2002 Kim et al.
D453,255 S * 2/2002 Kim D2/702

6,430,748 B1 8/2002 Burkhart
D556,978 S 12/2007 Thunstedt et al.
D595,480 S * 7/2009 Giugliano D2/702
2007/0094765 A1 5/2007 Summers et al.
2008/0134409 A1 6/2008 Karasina
2008/0244805 A1 10/2008 Griffin

FOREIGN PATENT DOCUMENTS

JP 2007-146337 6/2007
JP 2007-303002 11/2007

* cited by examiner




FIG. 1

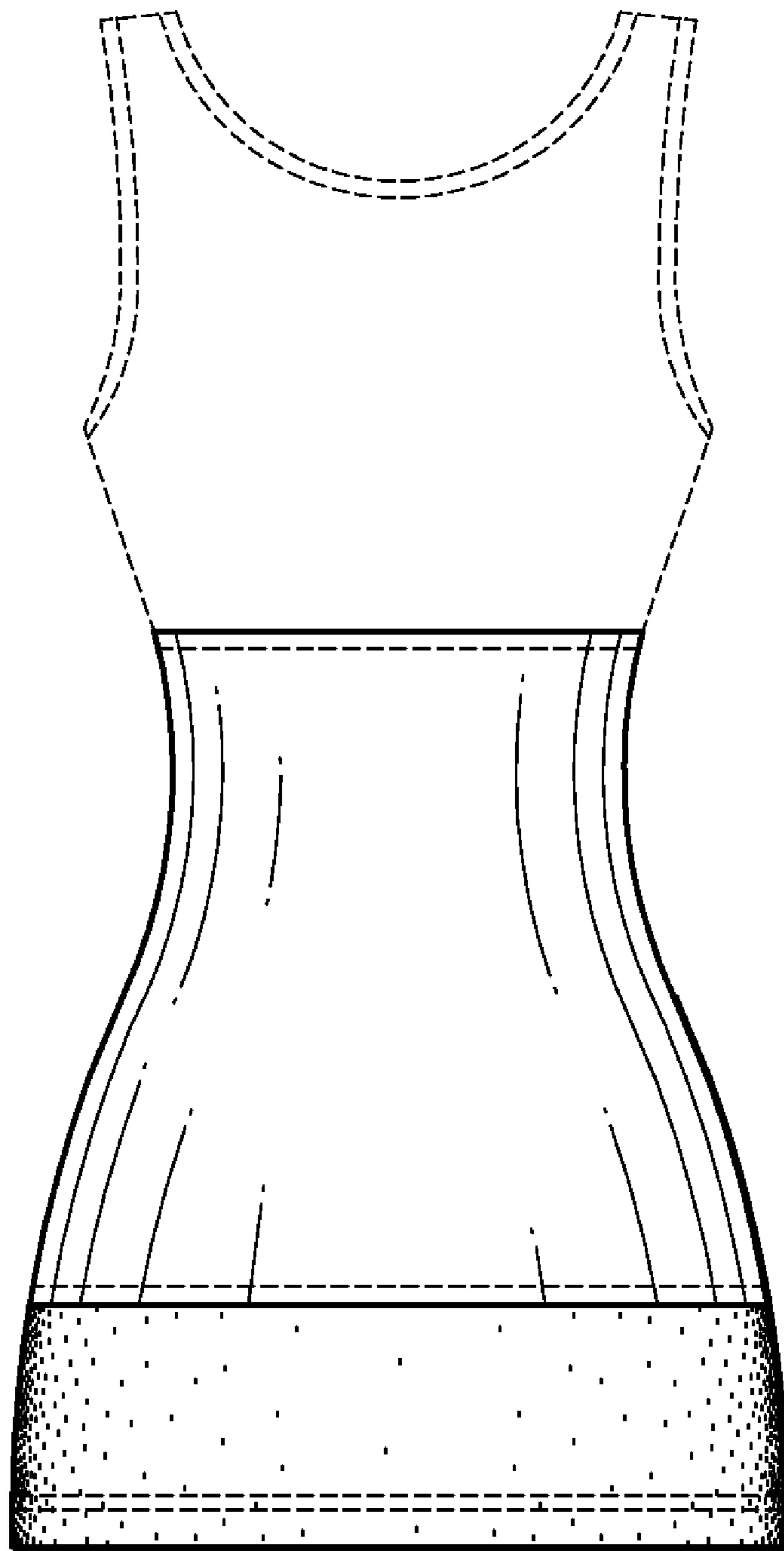


FIG. 2

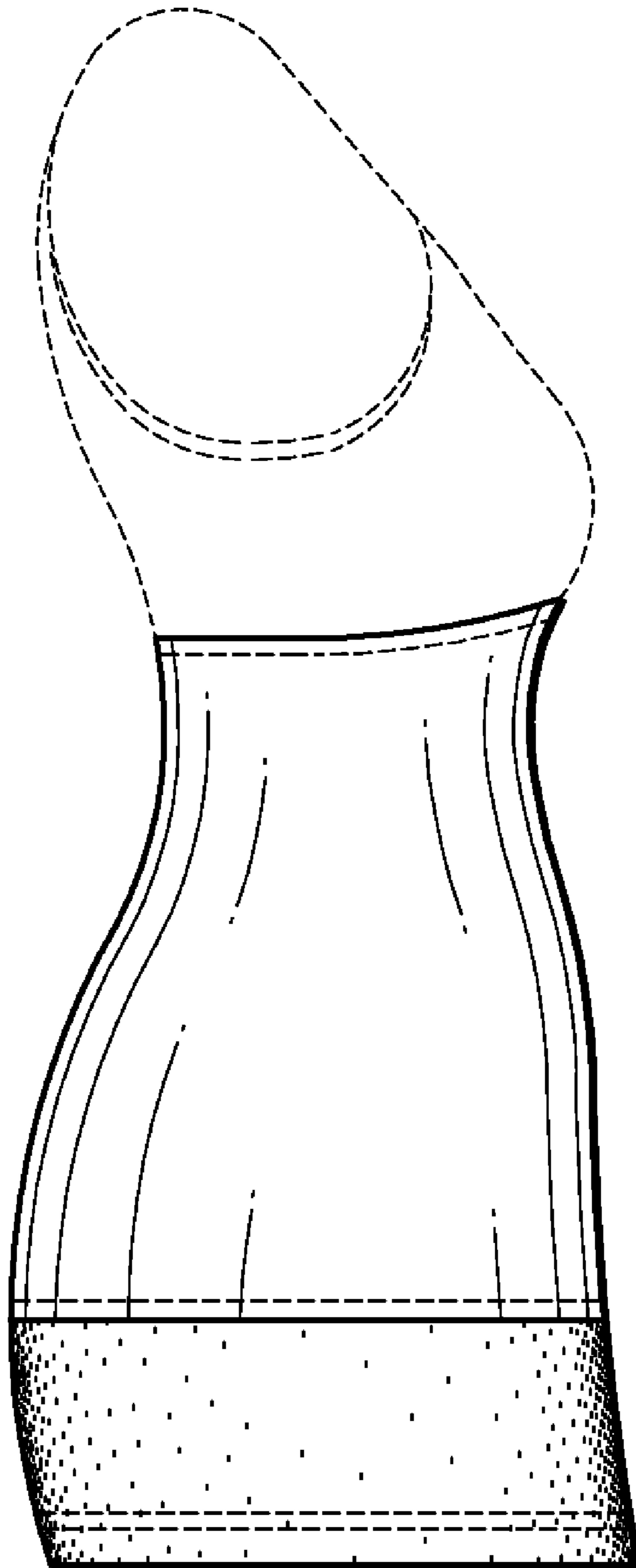


FIG. 3

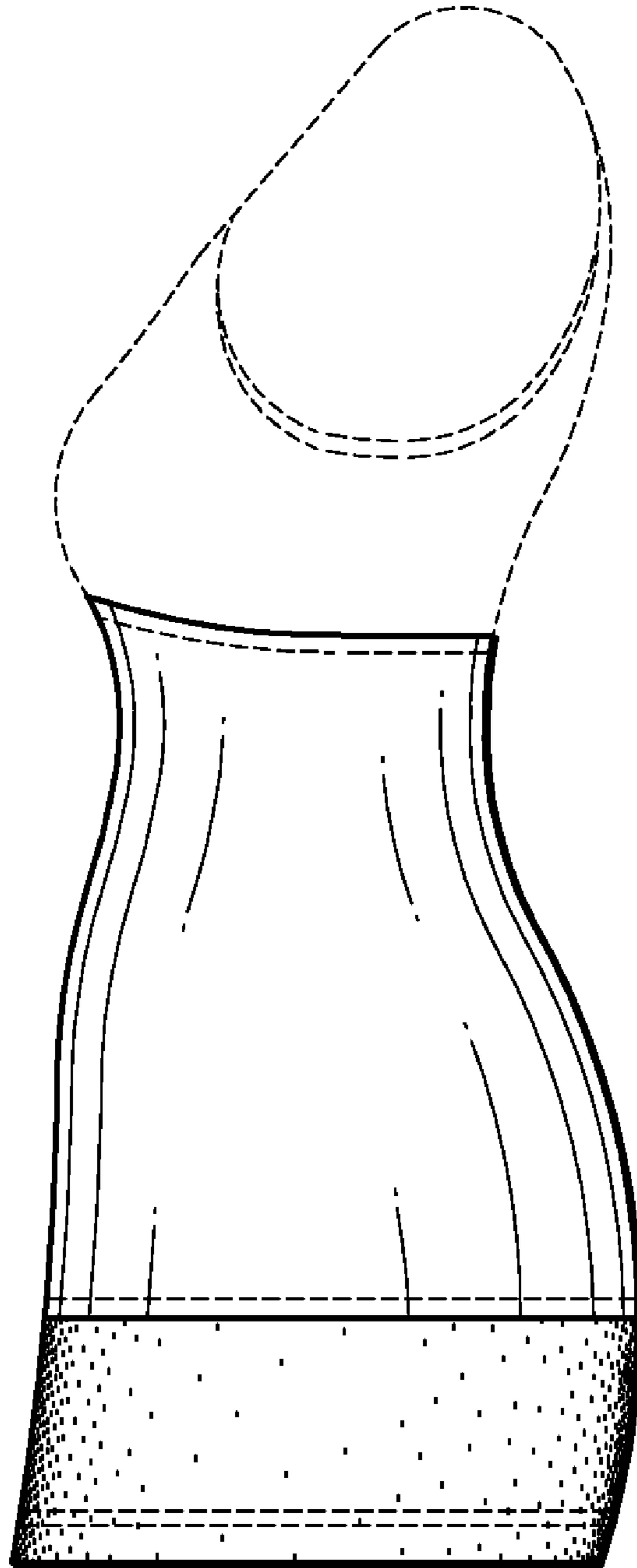


FIG. 4

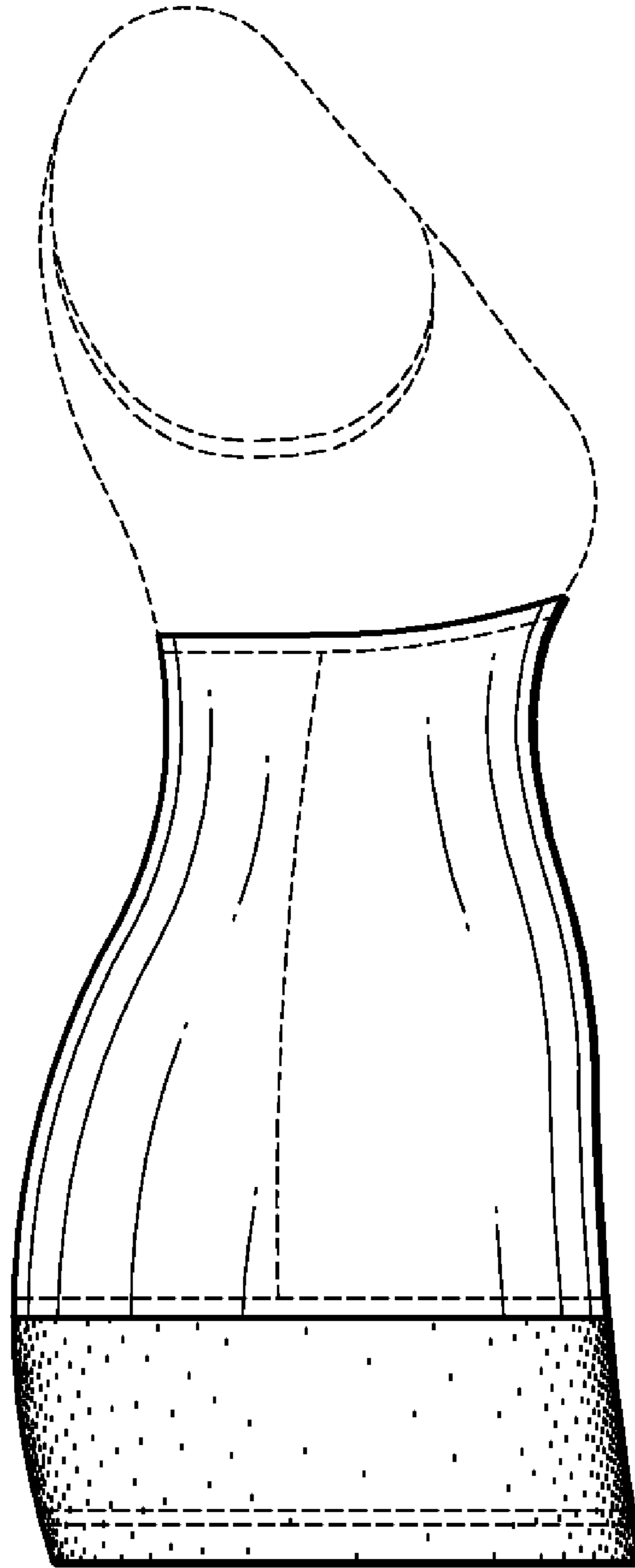


FIG. 5

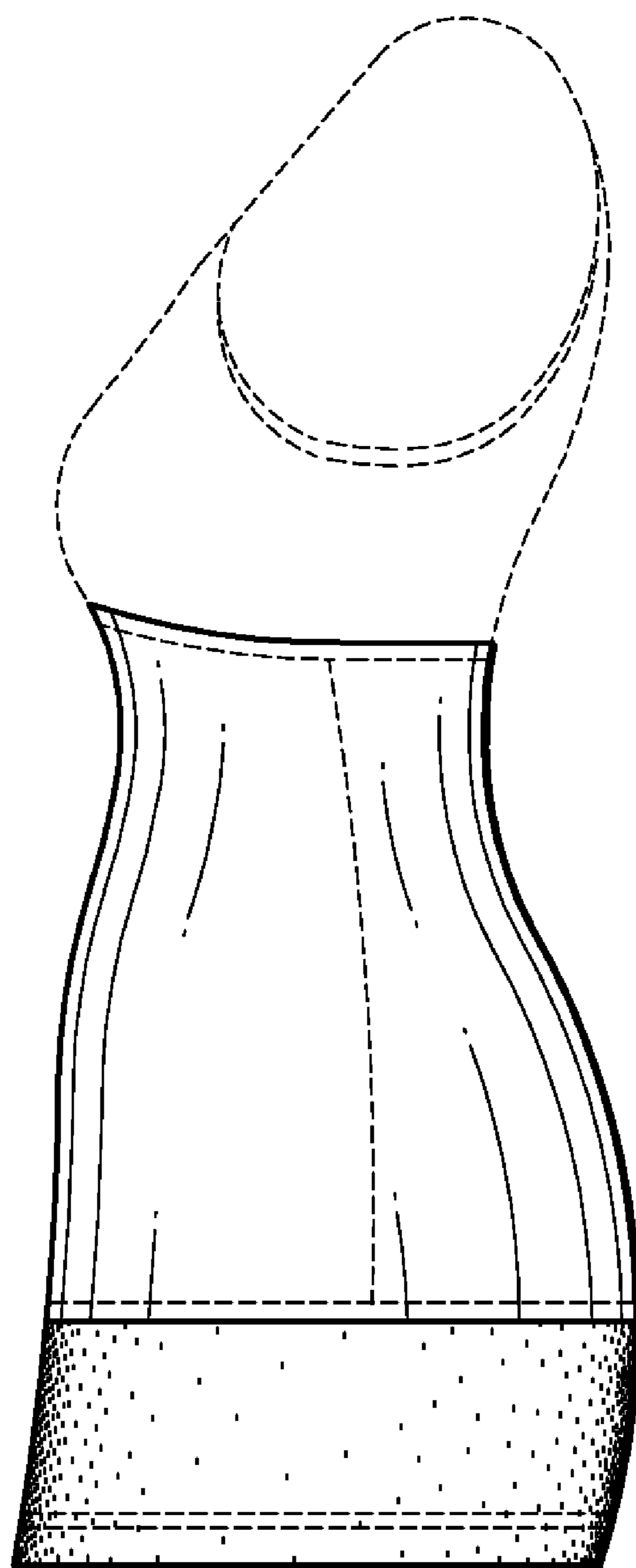


FIG. 6