



US00D616619S

(12) **United States Design Patent**  
**Schroeter**

(10) **Patent No.:** **US D616,619 S**

(45) **Date of Patent:** **\*\* \*May 25, 2010**

(54) **VACUUM CLEANER APPLIANCE**

(75) Inventor: **Joerg Schroeter**, Groebenzell (DE)

(73) Assignee: **BSH Bosch und Siemens Hausgeraete GmbH**, Munich (DE)

(\*) Notice: This patent is subject to a terminal disclaimer.

(\*\*) Term: **14 Years**

(21) Appl. No.: **29/270,434**

(22) Filed: **Dec. 21, 2006**

(30) **Foreign Application Priority Data**

Jun. 22, 2006 (EM) ..... 000556170

(51) **LOC (9) Cl.** ..... **15-05**

(52) **U.S. Cl.** ..... **D32/21**

(58) **Field of Classification Search** ..... D32/21,  
D32/23-24, 31, 15-16; D23/225; 15/320-321,  
15/353, 323, 327.1-327.7, 329, 339, 412,  
15/340.2, 344, 347; 55/DIG. 2

See application file for complete search history.

(56) **References Cited**

**U.S. PATENT DOCUMENTS**

D417,323 S \* 11/1999 Fujita et al. .... D32/21

D484,285 S \* 12/2003 Schroter ..... D32/24  
D506,041 S \* 6/2005 Schroter ..... D32/21  
D506,856 S \* 6/2005 Schroter ..... D32/21  
D572,421 S \* 7/2008 Schroter ..... D32/21

\* cited by examiner

*Primary Examiner*—Ruth McInroy

(74) *Attorney, Agent, or Firm*—James E. Howard; Andre Pallapies

(57) **CLAIM**

The ornamental design for a vacuum cleaner appliance, as shown and described.

**DESCRIPTION**

FIG. 1 is a front perspective view of a vacuum cleaner appliance showing my new design;

FIG. 2 is a rear perspective view thereof;

FIG. 3 is a left side view thereof;

FIG. 4 is a right side view thereof;

FIG. 5 is a front view thereof;

FIG. 6 is a rear view thereof;

FIG. 7 is a top view thereof; and,

FIG. 8 is a bottom view thereof.

**1 Claim, 5 Drawing Sheets**







Fig. 1




Fig. 2



Fig. 3




Fig. 4



Fig. 5



Fig. 6



Fig. 7



Fig. 8