



US00D616607S

(12) **United States Design Patent**  
**Ramm et al.**

(10) **Patent No.:** **US D616,607 S**

(45) **Date of Patent:** **\*\* May 25, 2010**

(54) **RAZOR HANDLE**

(75) Inventors: **Christopher Ramm**, North Attleboro, MA (US); **Kristopher William Schulz**, Framingham, MA (US)

(73) Assignee: **The Gillette Company**, Boston, MA (US)

(\*\*) Term: **14 Years**

(21) Appl. No.: **29/325,205**

(22) Filed: **Sep. 26, 2008**

(51) **LOC (9) Cl.** ..... **28-03**

(52) **U.S. Cl.** ..... **D28/48**

(58) **Field of Classification Search** ..... D28/45-48,  
D28/51, 44; 30/32, 34.05, 34.1-34.2, 41-41.8,  
30/44-45, 48-50, 526-533

See application file for complete search history.

(56) **References Cited**

**U.S. PATENT DOCUMENTS**

D403,114 S	12/1998	Shurtleff	
D416,108 S	11/1999	Shurtleff et al.	
6,029,354 A	2/2000	Apprille, Jr. et al.	
6,418,623 B1	7/2002	Marcarelli	
D478,687 S	8/2003	Provost	
D495,828 S	9/2004	Ham et al.	
D534,313 S *	12/2006	Provost et al.	D28/46
D534,686 S	1/2007	Provost et al.	
D534,688 S *	1/2007	Provost et al.	D28/48
D537,203 S	2/2007	Provost et al.	

D563,047 S *	2/2008	Ramm et al.	D28/48
D588,308 S *	3/2009	Wonderley	D28/46
2005/0039338 A1	2/2005	King et al.	
2005/0198841 A1	9/2005	Worrick, III	
2007/0050982 A1 *	3/2007	Freund et al.	30/41.7

**FOREIGN PATENT DOCUMENTS**

WO WO 2007/000185 A1 1/2007

\* cited by examiner

*Primary Examiner*—Jennifer Rivard

(74) *Attorney, Agent, or Firm*—Kevin C. Johnson; Steven M. Miller

(57) **CLAIM**

The ornamental design for a razor handle, as shown and described.

**DESCRIPTION**

FIG. 1 is a perspective view as seen from the top, rear and right side of a razor handle showing our new design;

FIG. 2 is a top plan view thereof;

FIG. 3 is a bottom plan view thereof;

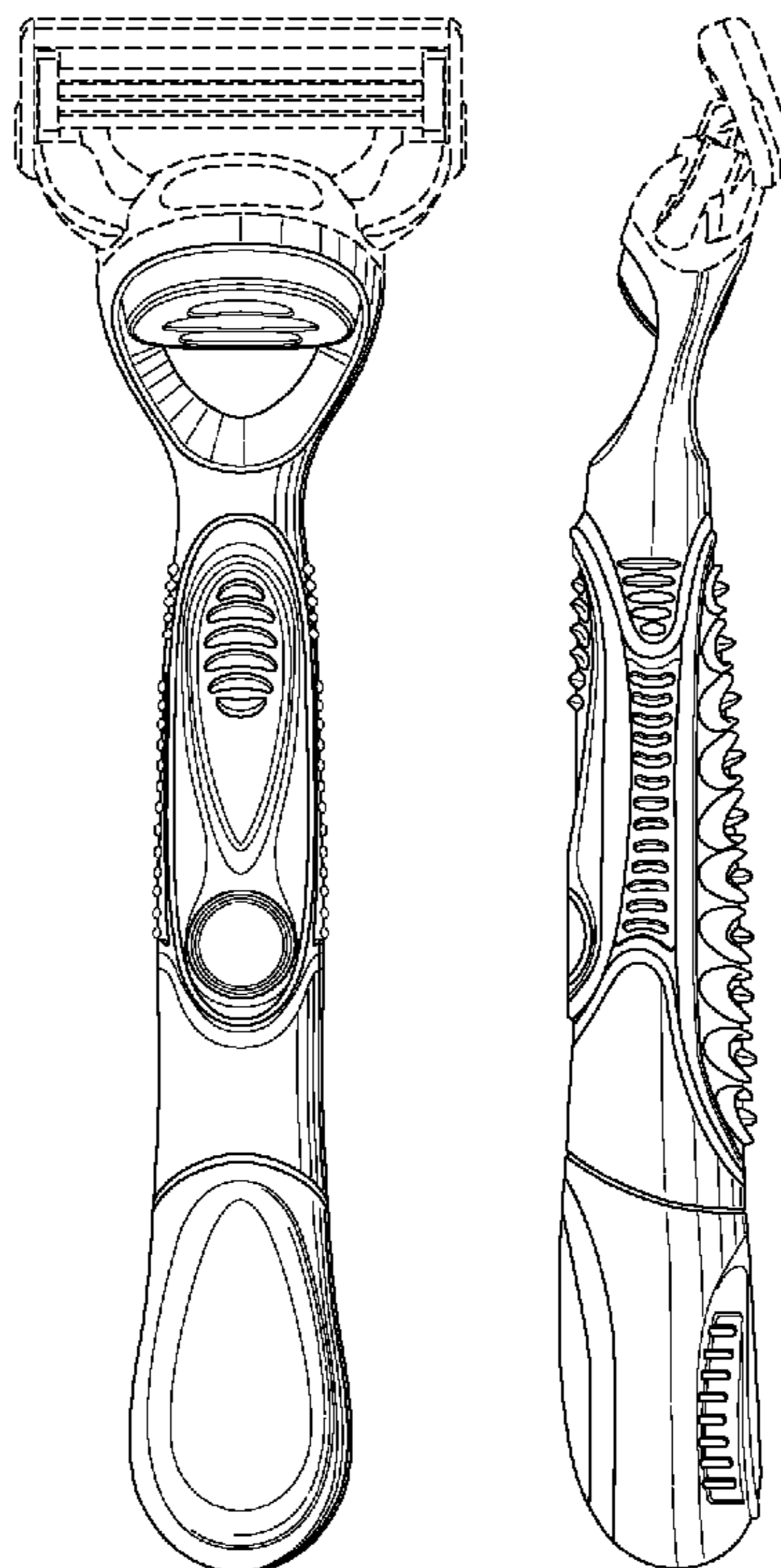
FIG. 4 is a right side elevational view thereof, the left side elevation being a mirror image thereof;

FIG. 5 is a front elevational view thereof; and,

FIG. 6 is a rear elevational view thereof.

The broken lines are shown for illustrative purposes only and form no part of the claimed design.

**1 Claim, 4 Drawing Sheets**



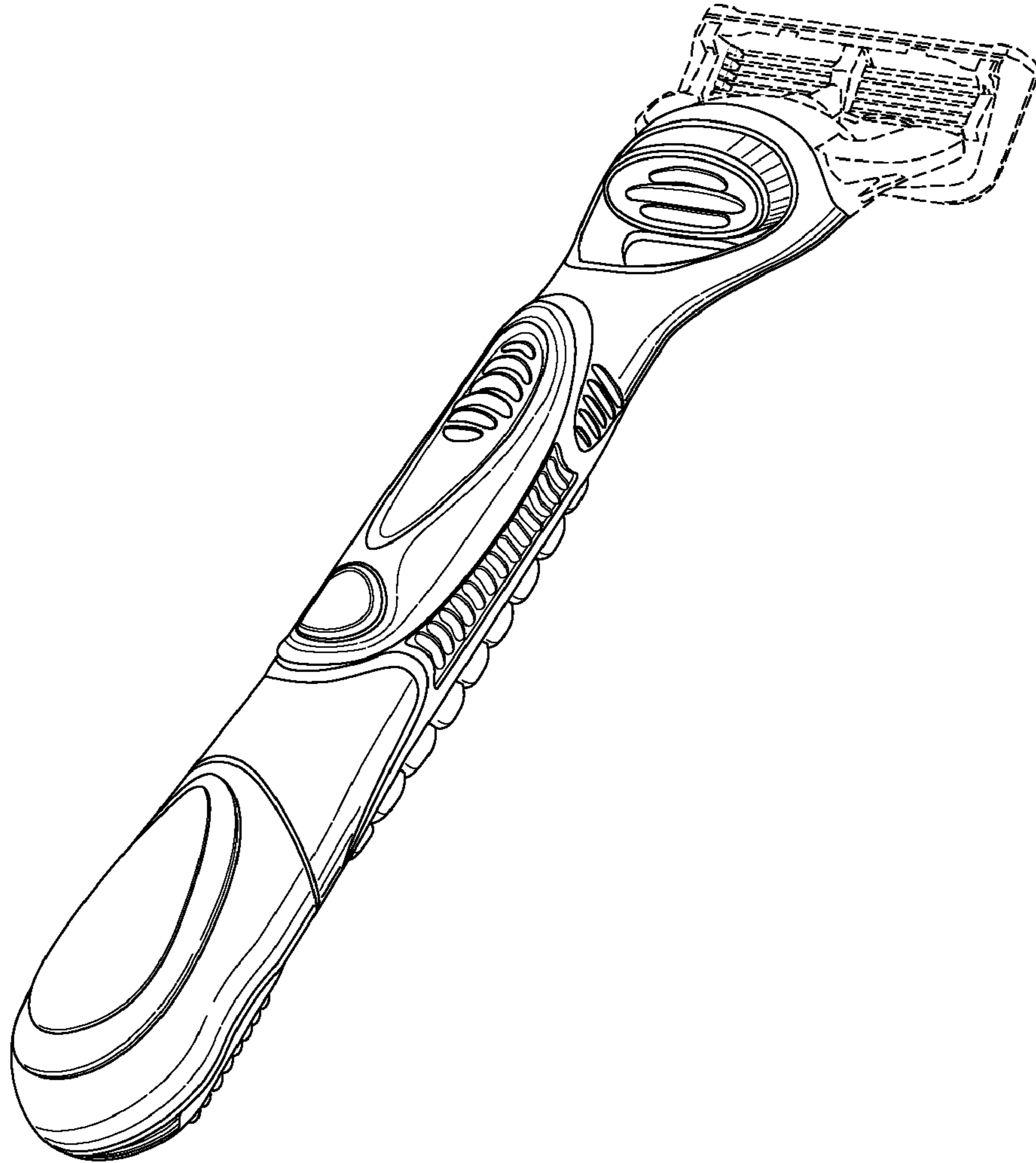


Fig. 1

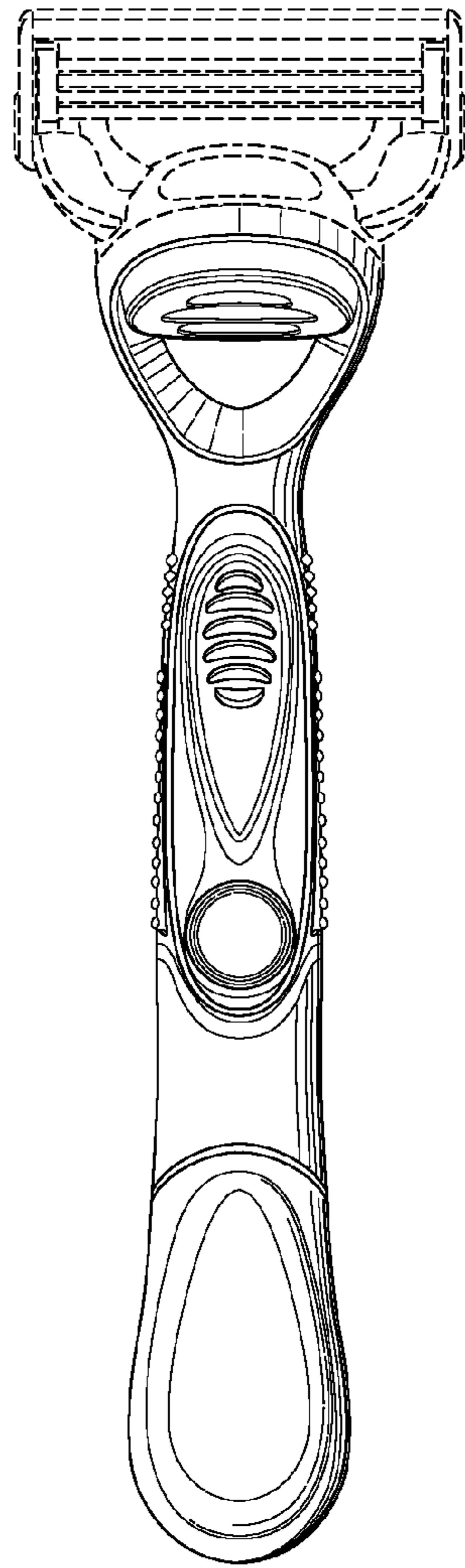


Fig. 2

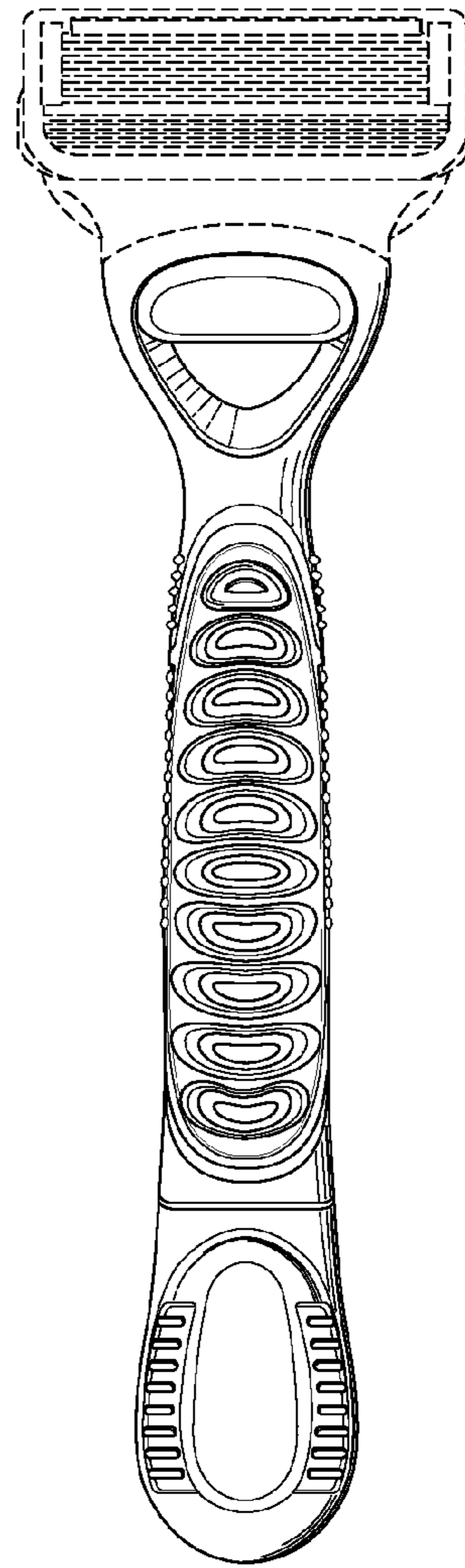


Fig. 3

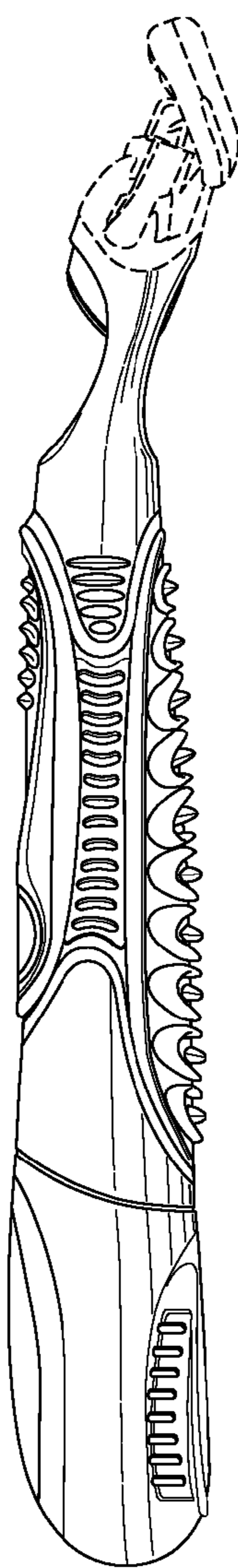


Fig. 4




Fig. 5

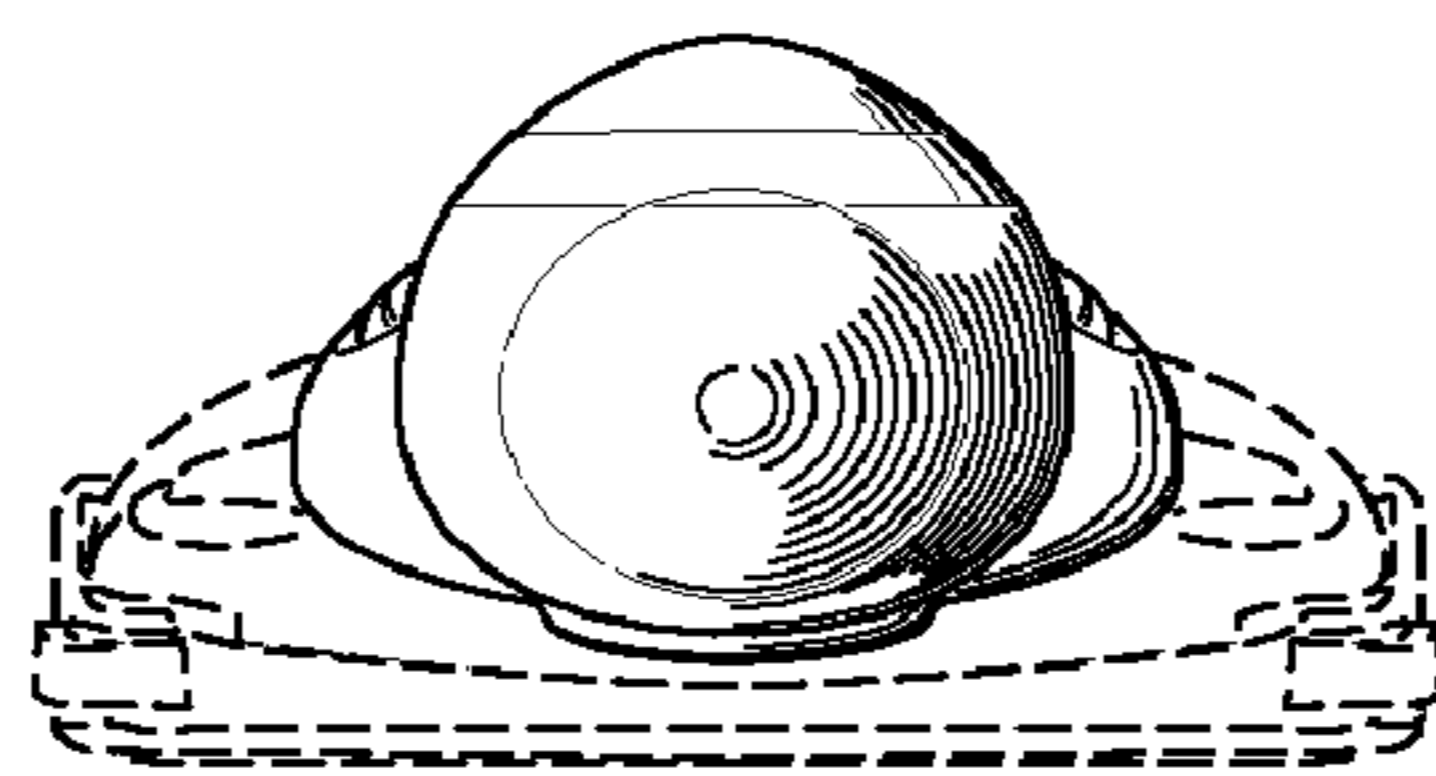


Fig. 6