



US00D616588S

(12) **United States Design Patent**  
**Lee**

(10) **Patent No.:** **US D616,588 S**

(45) **Date of Patent:** **\*\* May 25, 2010**

(54) **DESK LAMP**

(76) Inventor: **Wen-Sung Lee**, 9F., No. 61, Sec. 2,  
Gonyi Rd, Nantun District, Taichung  
City (TW) 40861

(\*\*) Term: **14 Years**

(21) Appl. No.: **29/332,878**

(22) Filed: **Feb. 27, 2009**

(51) **LOC (9) Cl.** ..... **26-05**

(52) **U.S. Cl.** ..... **D26/63; D26/65**

(58) **Field of Classification Search** ..... D26/61-65,  
D26/107; 362/269, 275, 285, 371, 410, 413,  
362/414, 418, 419, 427

See application file for complete search history.

(56) **References Cited**

**U.S. PATENT DOCUMENTS**

- D208,202 S \* 8/1967 Imanishi ..... D26/52
- D330,437 S \* 10/1992 Wu ..... D26/63
- D334,438 S \* 3/1993 Kua ..... D26/63
- D349,973 S \* 8/1994 Lam ..... D26/65

- D394,914 S \* 6/1998 Chen ..... D26/65
- D417,924 S \* 12/1999 Chen ..... D26/65
- D588,737 S \* 3/2009 Fu ..... D26/63
- 2008/0137326 A1 \* 6/2008 Levine ..... 362/157

\* cited by examiner

*Primary Examiner*—Clare E Heflin

(57) **CLAIM**

The ornamental design for a desk lamp, as shown (and described).

**DESCRIPTION**

FIG. 1 is a perspective view of a desk lamp showing my new design;

FIG. 2 is a front elevational view thereof;

FIG. 3 is a rear elevational view thereof;


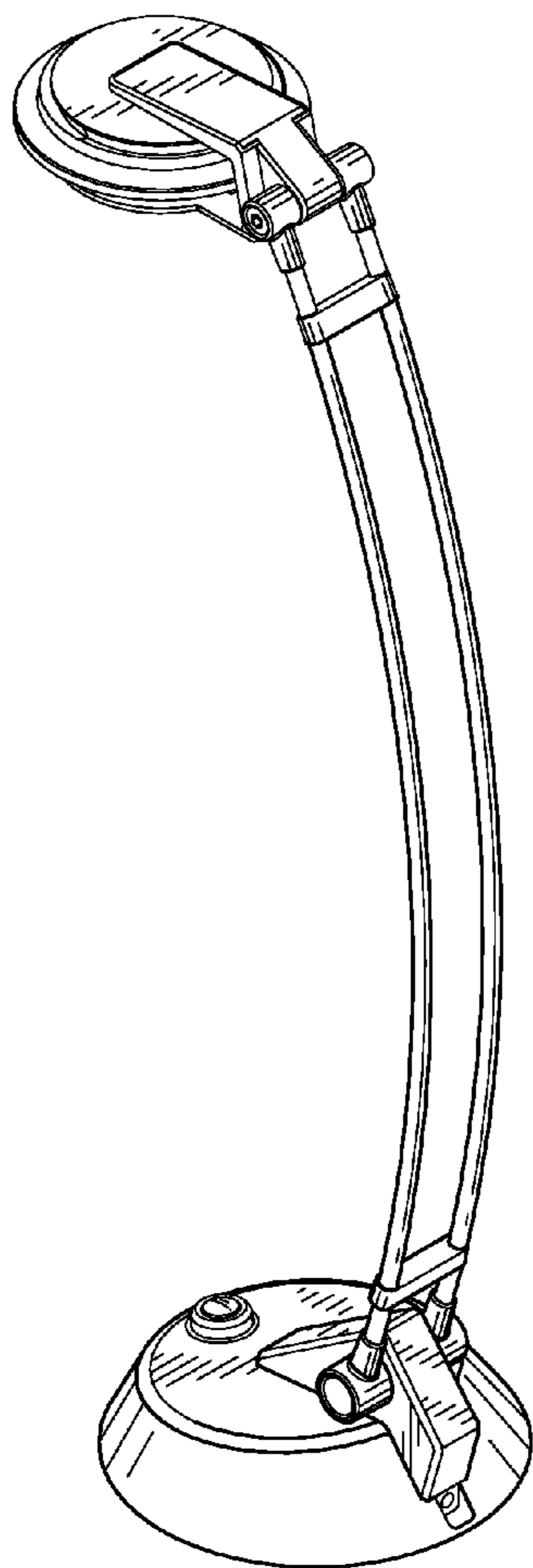
FIG. 4 is a left side view thereof;

FIG. 5 is a right side view thereof;

FIG. 6 is a top plan view thereof; and,

FIG. 7 is a bottom plan view thereof.

**1 Claim, 4 Drawing Sheets**



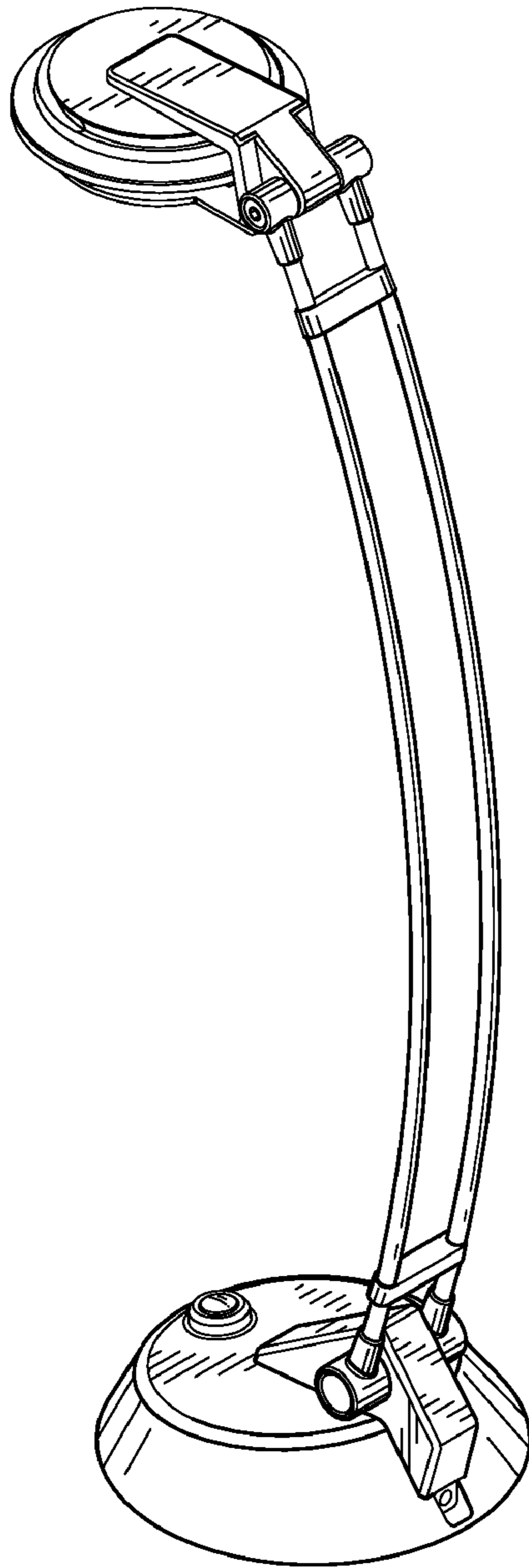


FIG. 1




FIG. 2




FIG. 3

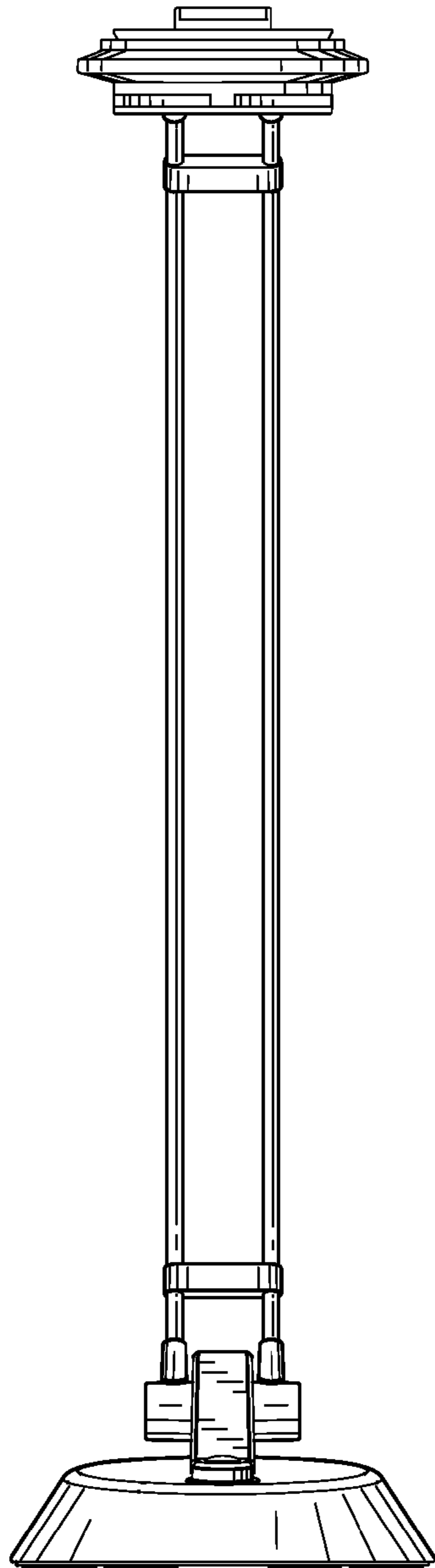


FIG. 4

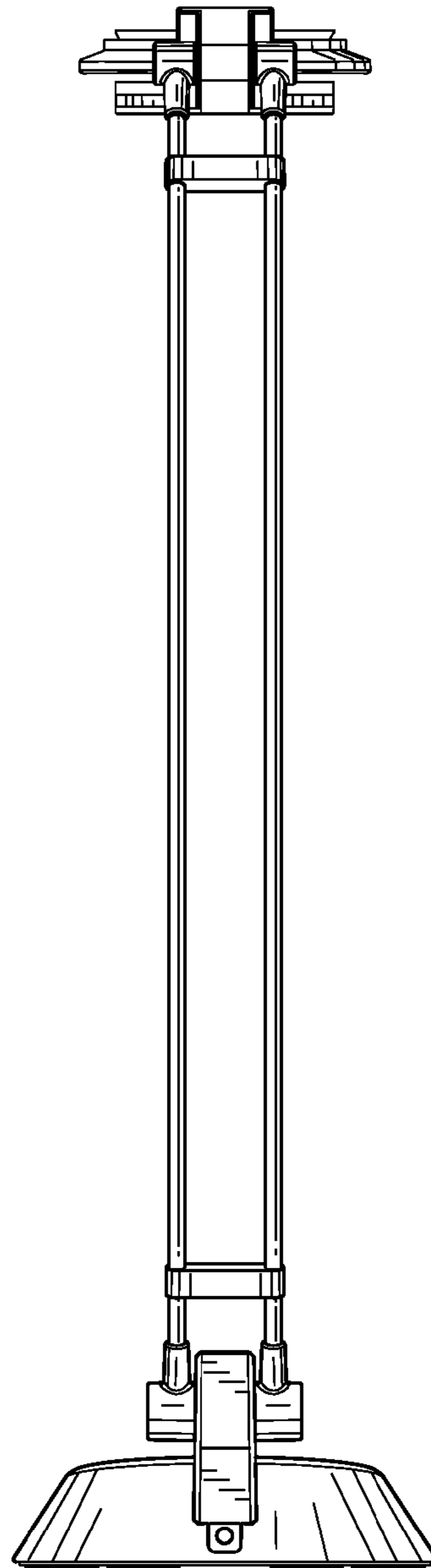


FIG. 5

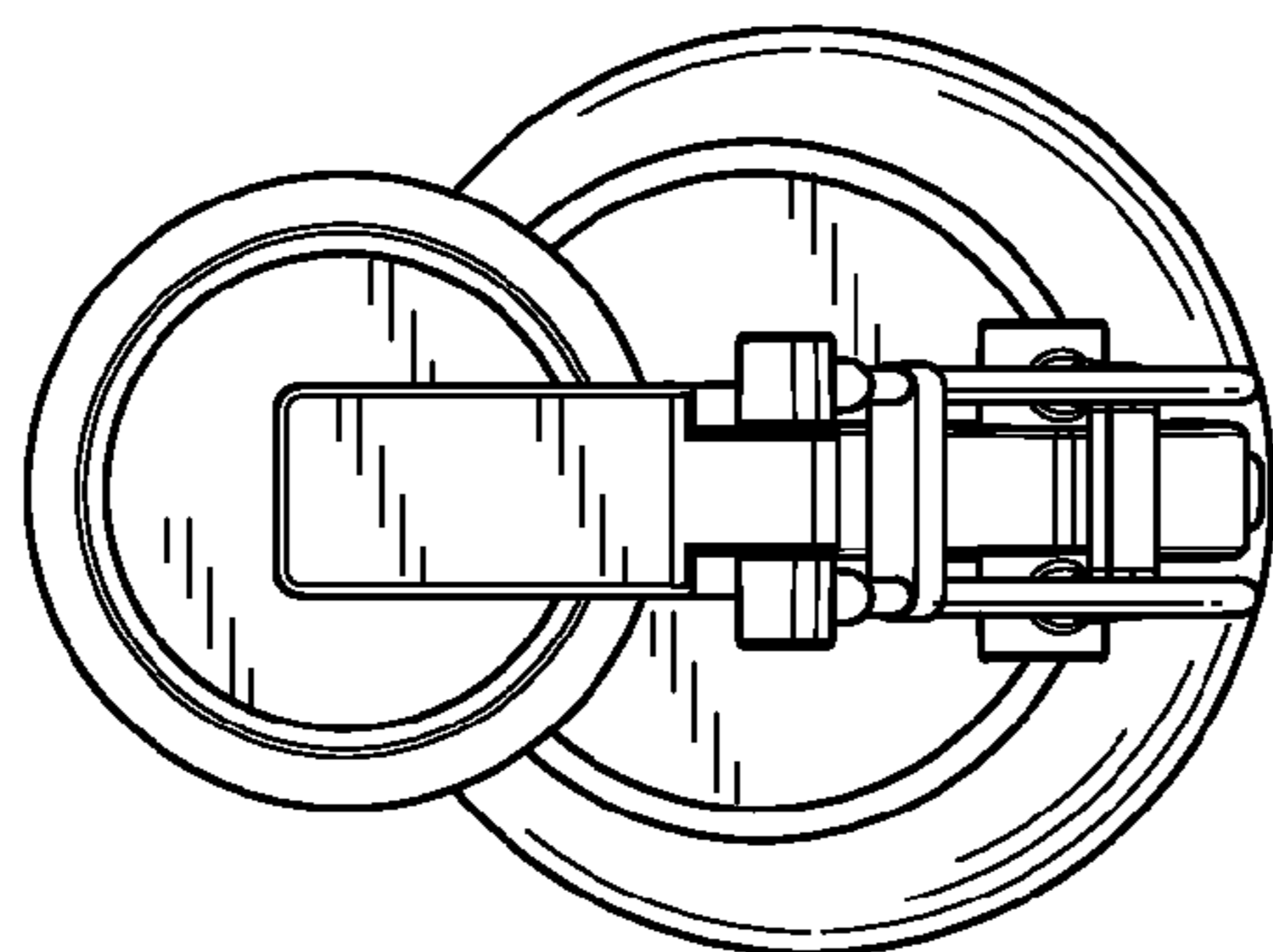


FIG. 6

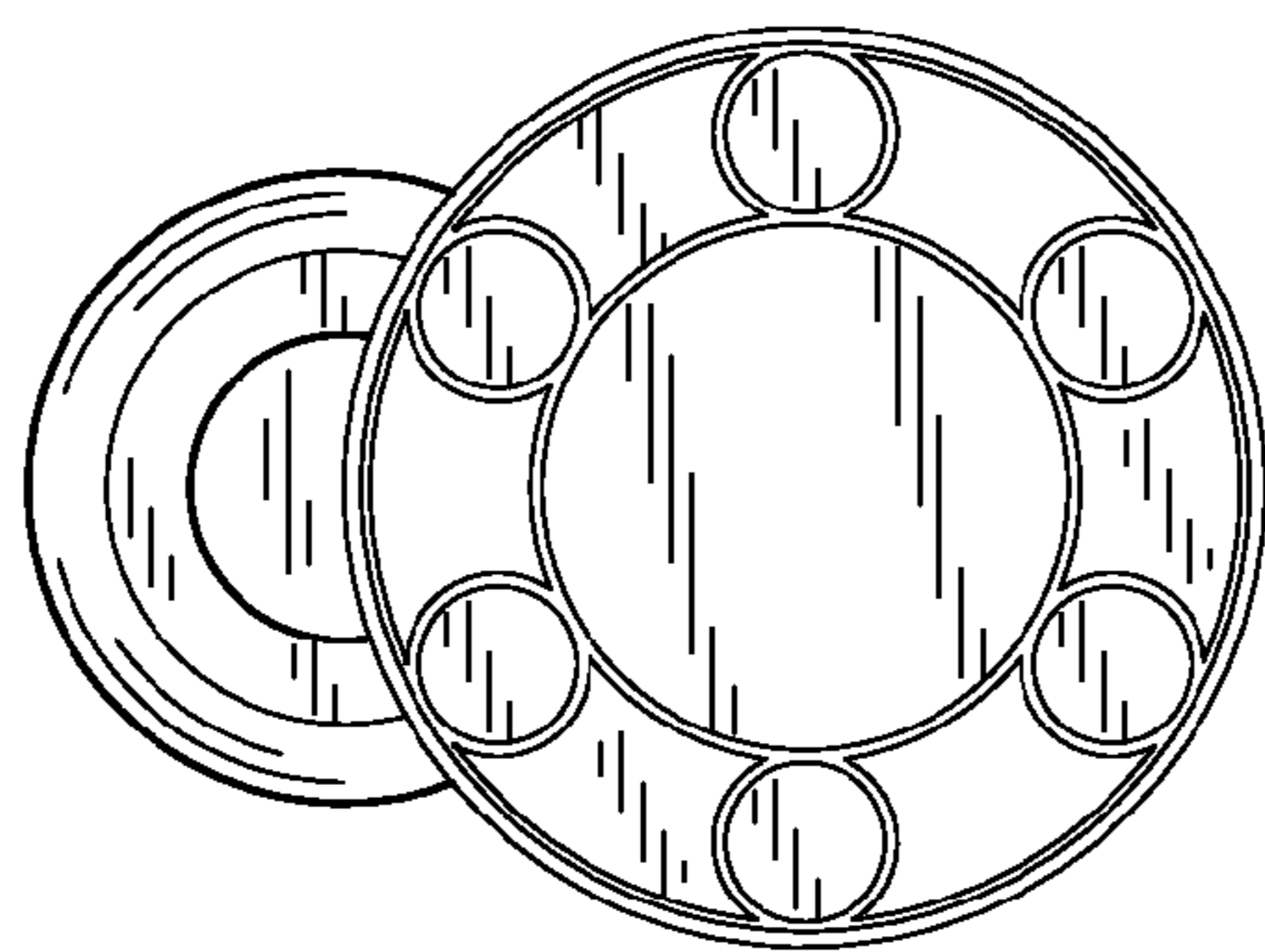


FIG. 7