



US00D616564S

(12) **United States Design Patent**
Galano

(10) **Patent No.:** **US D616,564 S**
(45) **Date of Patent:** **** May 25, 2010**

(54) **REAGENT CARD**

(75) Inventor: **Kenneth Galano**, Wrentham, MA (US)

(73) Assignee: **Siemens Healthcare Diagnostics Inc.**,
Tarrytown, NY (US)

(**) Term: **14 Years**

(21) Appl. No.: **29/342,954**

(22) Filed: **Sep. 3, 2009**

(51) **LOC (9) Cl.** **24-02**

(52) **U.S. Cl.** **D24/224**

(58) **Field of Classification Search** D24/216,
D24/222-226, 231, 232, 169; D10/80, 81;
422/99, 100, 102, 56, 58, 61, 68.1, 69; 435/288.1,
435/288.3, 289.1; D9/696, 732; D3/203.2,
D3/203.3

See application file for complete search history.

(56) **References Cited**

U.S. PATENT DOCUMENTS

4,526,753	A	7/1985	Boger et al.	
4,595,439	A	6/1986	Boger et al.	
D357,178	S *	4/1995	Shaw	D24/226
D413,390	S *	8/1999	Southern et al.	D24/224
D420,745	S *	2/2000	Cardy	D24/225

D420,746	S *	2/2000	Cardy	D24/225
D430,303	S *	8/2000	Cipkowski	D24/225
D436,668	S *	1/2001	Cardy et al.	D24/225
D464,734	S *	10/2002	Berna et al.	D24/216
D598,785	S *	8/2009	Stojek	D9/732
2008/0003696	A1 *	1/2008	Rae	436/514

* cited by examiner

Primary Examiner—T. Chase Nelson

Assistant Examiner—Anhdao Doan

(74) *Attorney, Agent, or Firm*—Noam R. Pollack

(57) **CLAIM**

The ornamental design for a reagent card, as shown and described.

DESCRIPTION

FIG. 1 is a top perspective view of a reagent card, showing my new design;

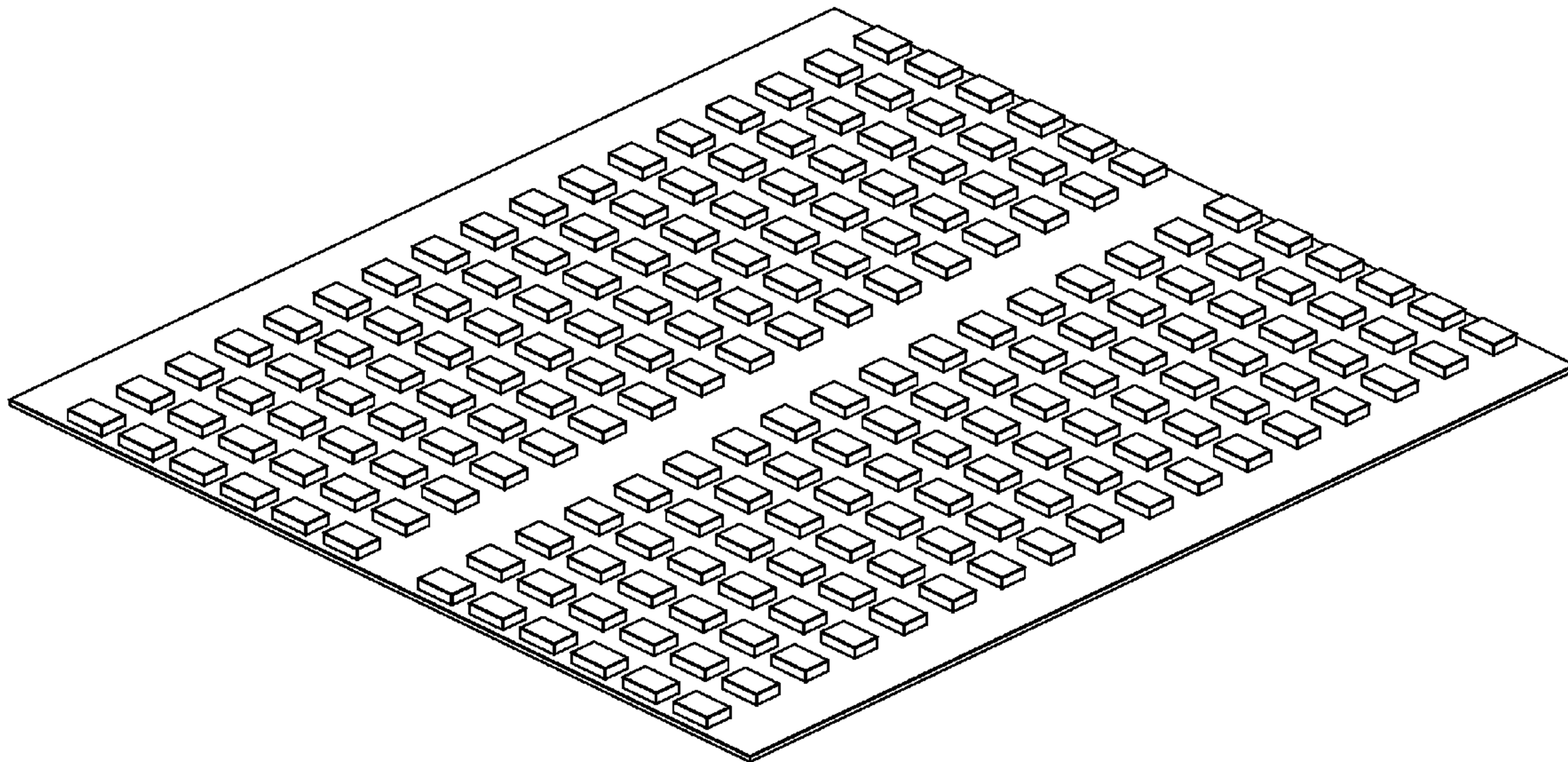
FIG. 2 is a top view thereof;

FIG. 3 is a front view thereof; and,

FIG. 4 is a side view, the opposite side being a mirror image thereof.

The bottom view of the design is not shown and forms no part of the claimed design.

1 Claim, 3 Drawing Sheets



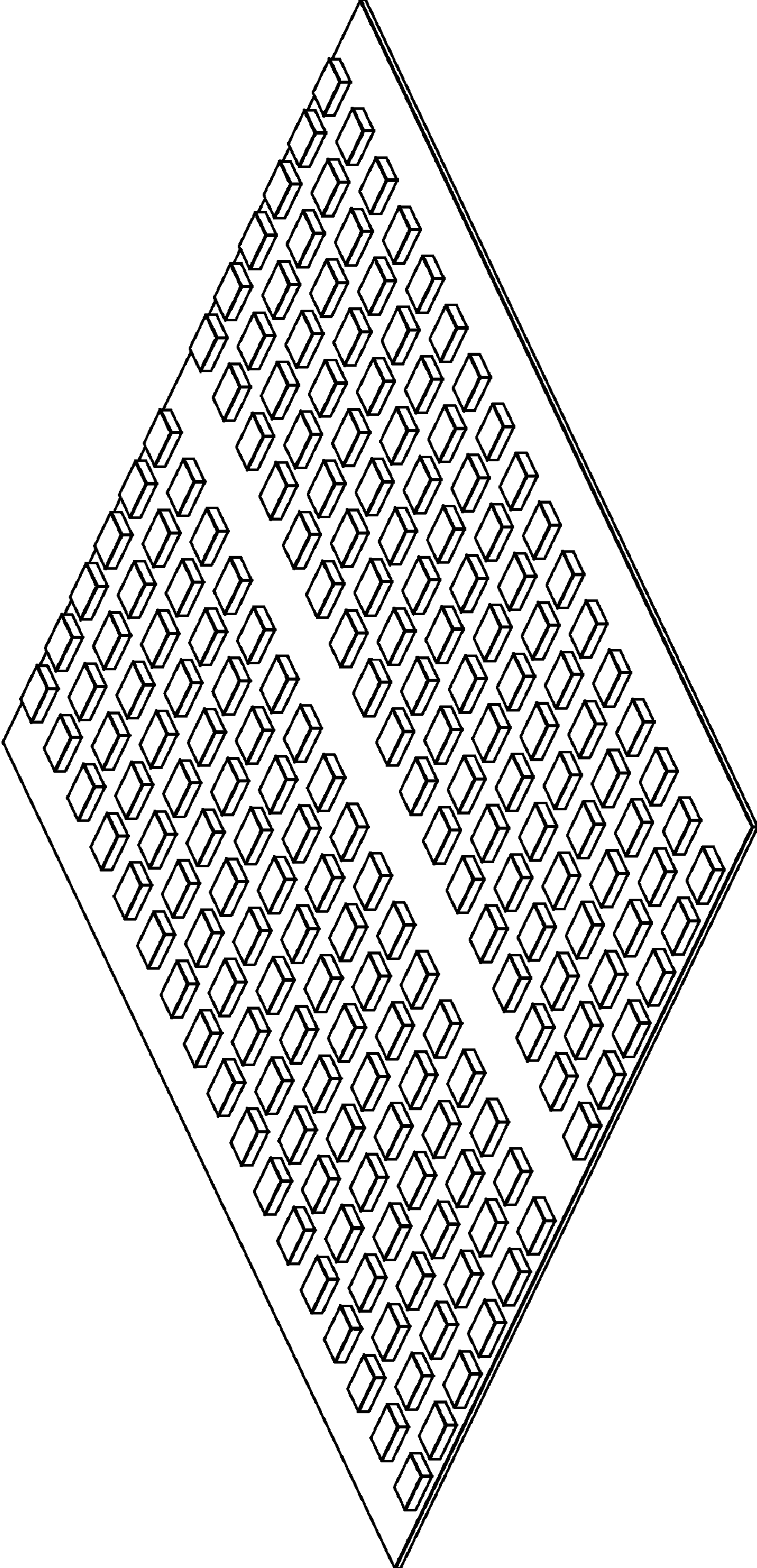


FIG. 1




FIG. 2



FIG. 3



FIG. 4