



US00D616547S

(12) **United States Design Patent**
Satoh et al.

(10) **Patent No.:** **US D616,547 S**
(45) **Date of Patent:** **** May 25, 2010**

(54) **ARTIFICIAL TOOTH**

(75) Inventors: **Hirokazu Satoh**, Kyoto (JP); **Noriyuki Negoro**, Kyoto (JP); **Kunihiro Fujii**, Kyoto (JP)

(73) Assignee: **Kabushiki Kaisha Shofu** (JP)

(**) Term: **14 Years**

(21) Appl. No.: **29/303,258**

(22) Filed: **Feb. 4, 2008**

(30) **Foreign Application Priority Data**

Aug. 13, 2007 (JP) 2007-022094

(51) **LOC (9) Cl.** **24-03**

(52) **U.S. Cl.** **D24/156**

(58) **Field of Classification Search** D24/155,
D24/156, 107; 433/173, 176, 212.1
See application file for complete search history.

(56) **References Cited**

U.S. PATENT DOCUMENTS

943,113	A *	12/1909	Greenfield	433/173
D114,512	S *	4/1939	Settell	D24/181
2,585,857	A *	2/1952	Schwartz	433/206
2,874,832	A *	2/1959	Gordon	D24/156
3,247,844	A *	4/1966	Berghash	D24/176
3,423,831	A *	1/1969	Semmelman	433/212.1
4,481,162	A *	11/1984	Huffman	264/334
4,523,912	A *	6/1985	Breustedt et al.	433/202.1
4,872,840	A *	10/1989	Bori	433/173
4,969,817	A *	11/1990	Hirnuma et al.	433/202.1
5,906,489	A *	5/1999	Khazzam et al.	433/176
5,951,289	A	9/1999	Kura et al.		
6,488,503	B1 *	12/2002	Lichkus et al.	433/202.1
2003/0031981	A1 *	2/2003	Holt	433/173

FOREIGN PATENT DOCUMENTS

JP	D 777064	12/1989
JP	D 777064-1	4/1990
JP	8-112294 A	5/1996

JP	10-504985 A	5/1998
JP	11-290347 A	10/1999
JP	2002-177301 A	6/2002
JP	2003-102752 A	4/2003
JP	D 1197057	2/2004
JP	D 1197058	2/2004
JP	D 1197530	2/2004
JP	D 1202523	4/2004
JP	D 1202524	4/2004
JP	D 1203086	4/2004
JP	D 1203087	4/2004
JP	D 1203088	4/2004

(Continued)

OTHER PUBLICATIONS

S.S. White Dental Mfg. Co. Crown and Bridge Works Catalog, 1899, p. 108. Hollingsworth crown and bridge work system Set Nos. 1 and 2.*

(Continued)

Primary Examiner—Charles A Rademaker
(74) *Attorney, Agent, or Firm*—SAIDMAN DesignLaw Group

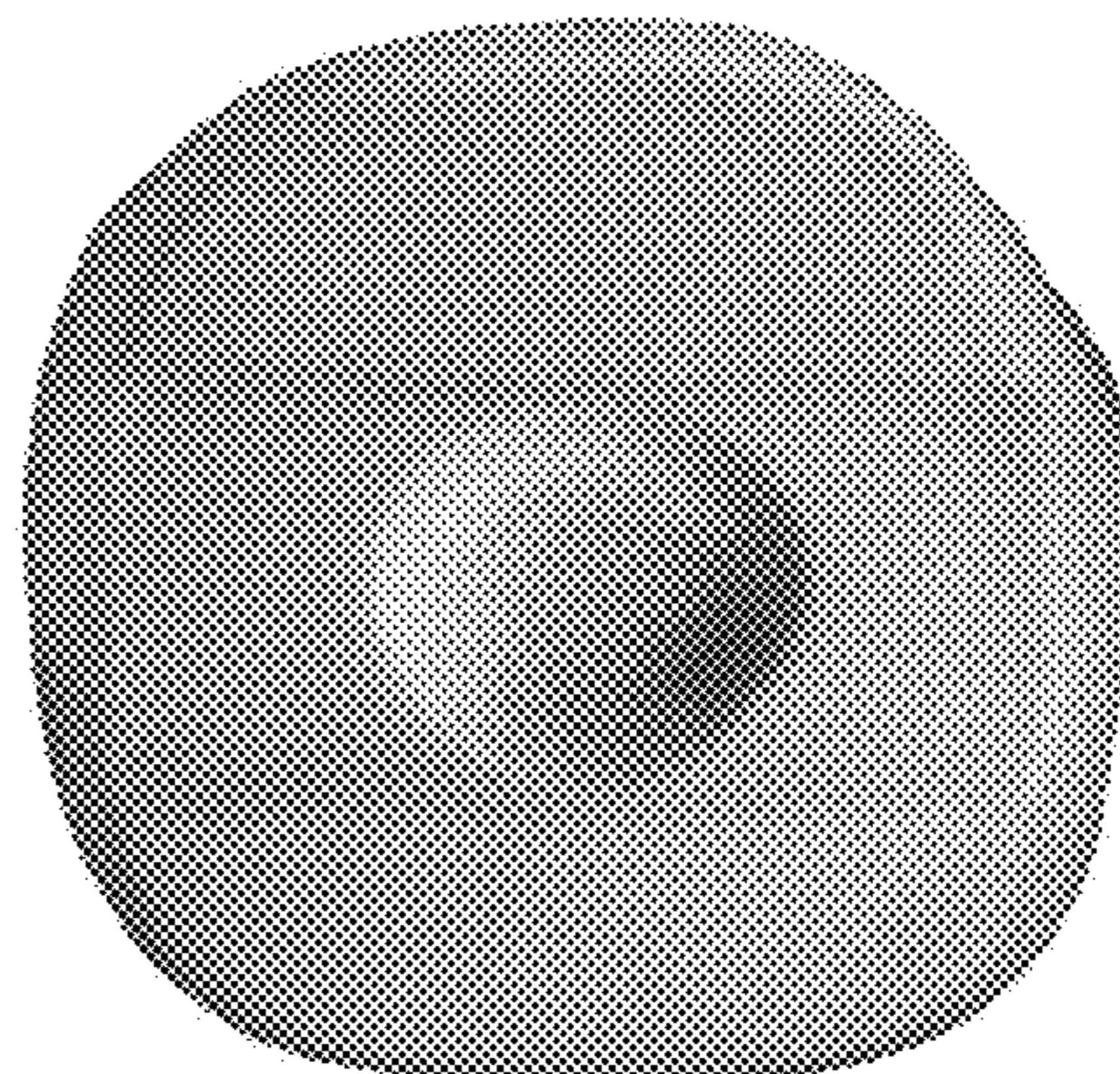
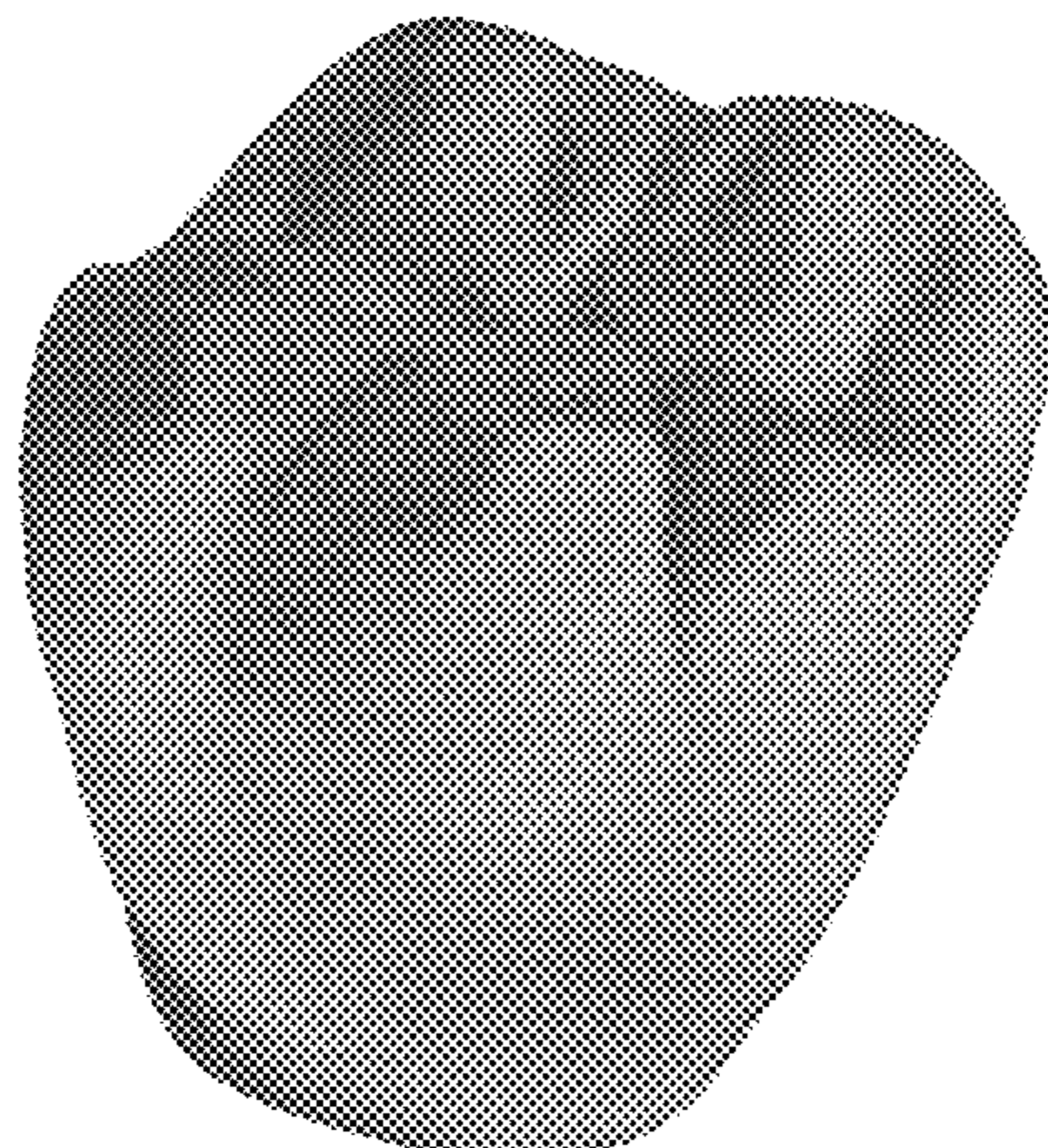
(57) **CLAIM**

The ornamental design for an artificial tooth, as shown.

DESCRIPTION

FIG. 1 is a perspective view of an artificial tooth showing our new design;
FIG. 2 is a front elevational view thereof;
FIG. 3 is a rear elevational view thereof;
FIG. 4 is a top plan view thereof;
FIG. 5 is a bottom plan view thereof;
FIG. 6 is a right side elevational view thereof; and,
FIG. 7 is a left side elevational view thereof.

1 Claim, 7 Drawing Sheets



FOREIGN PATENT DOCUMENTS

JP	D 1203089	4/2004
JP	D 1203090	4/2004
JP	D 1203091	4/2004
JP	3747251 B2	2/2006
WO	WO 96-07365 A1	3/1996

OTHER PUBLICATIONS

S.S. White Dental Mfg. Co Catalog, 1890, p. 84. (Figs. 2 and 3 showing an artificial tooth with dimple and mounting pin.*

White, S.S. Dental Mfg. Co., Operative Instruments and Accessories. Catalog "F", 1907, p. 76, Fig. 8 showing artificial teeth with with dimple area for mounting pin.*

S.S. White's Dental Catalog, 1876, pp. 22 and 23, Figs. 4 through 7, illustrations of artificial teeth from the side profile.*

Yeti Dental Flier, 1994/95, p. 30 showing images of artificial molars at the bottom of the page.*

Oxford University of Natural History/ The Learning Zone. Upper and Lower teeth. Copyright 2006. (Internet image available at www.oum.ox.ac.uk).*

* cited by examiner

Fig. 1



Fig. 2



Fig. 3

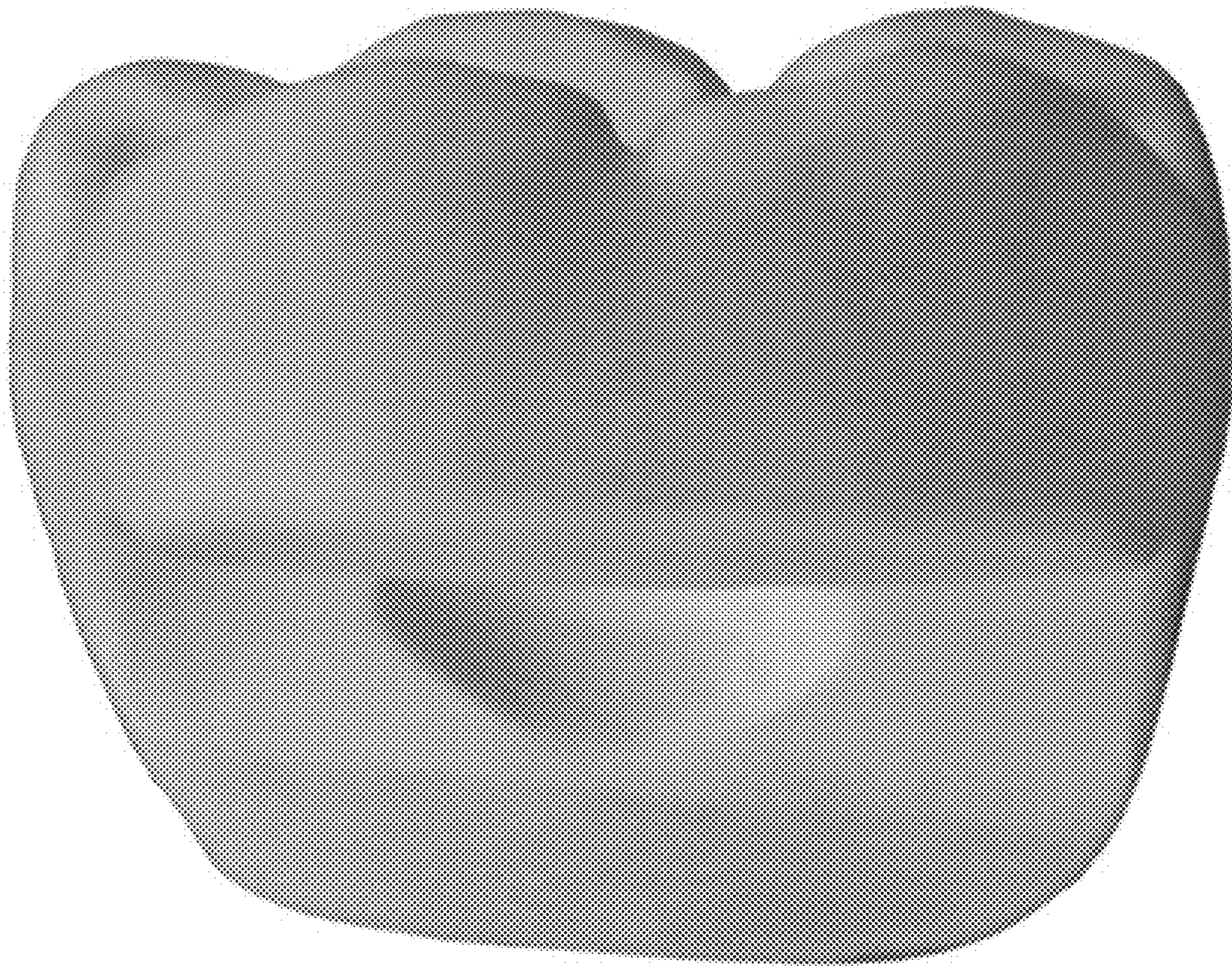


Fig. 4



Fig. 5

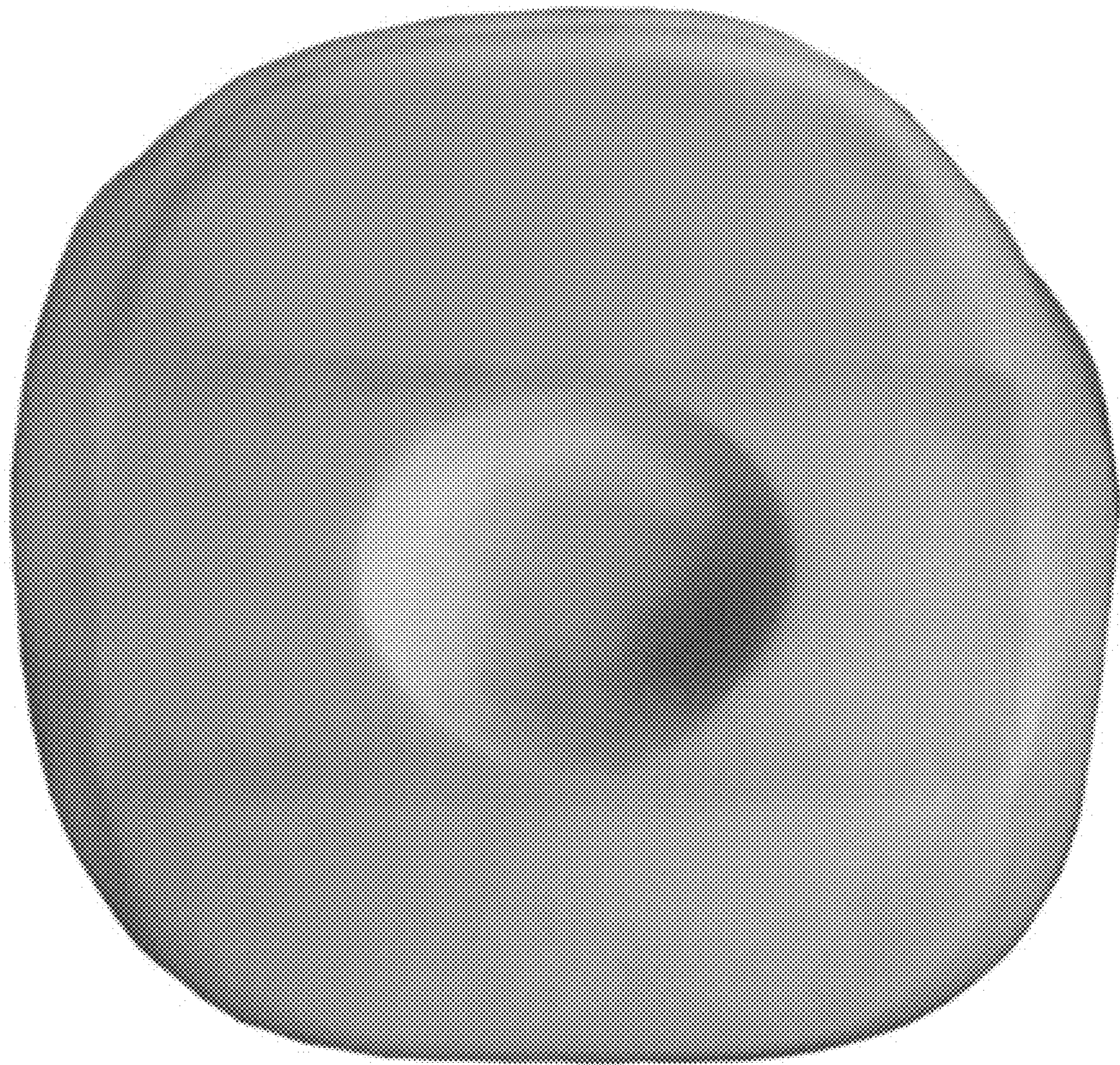


Fig. 6

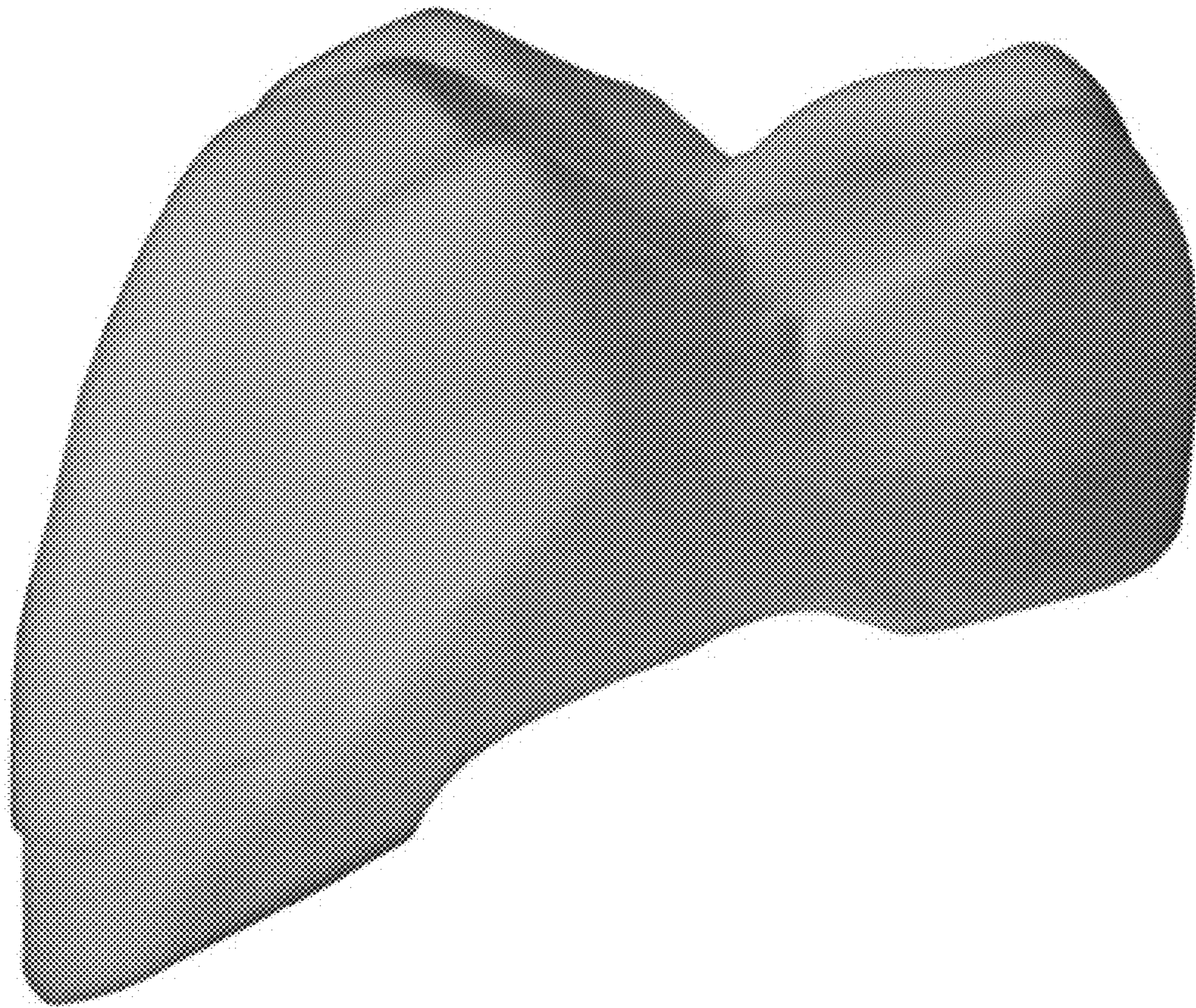
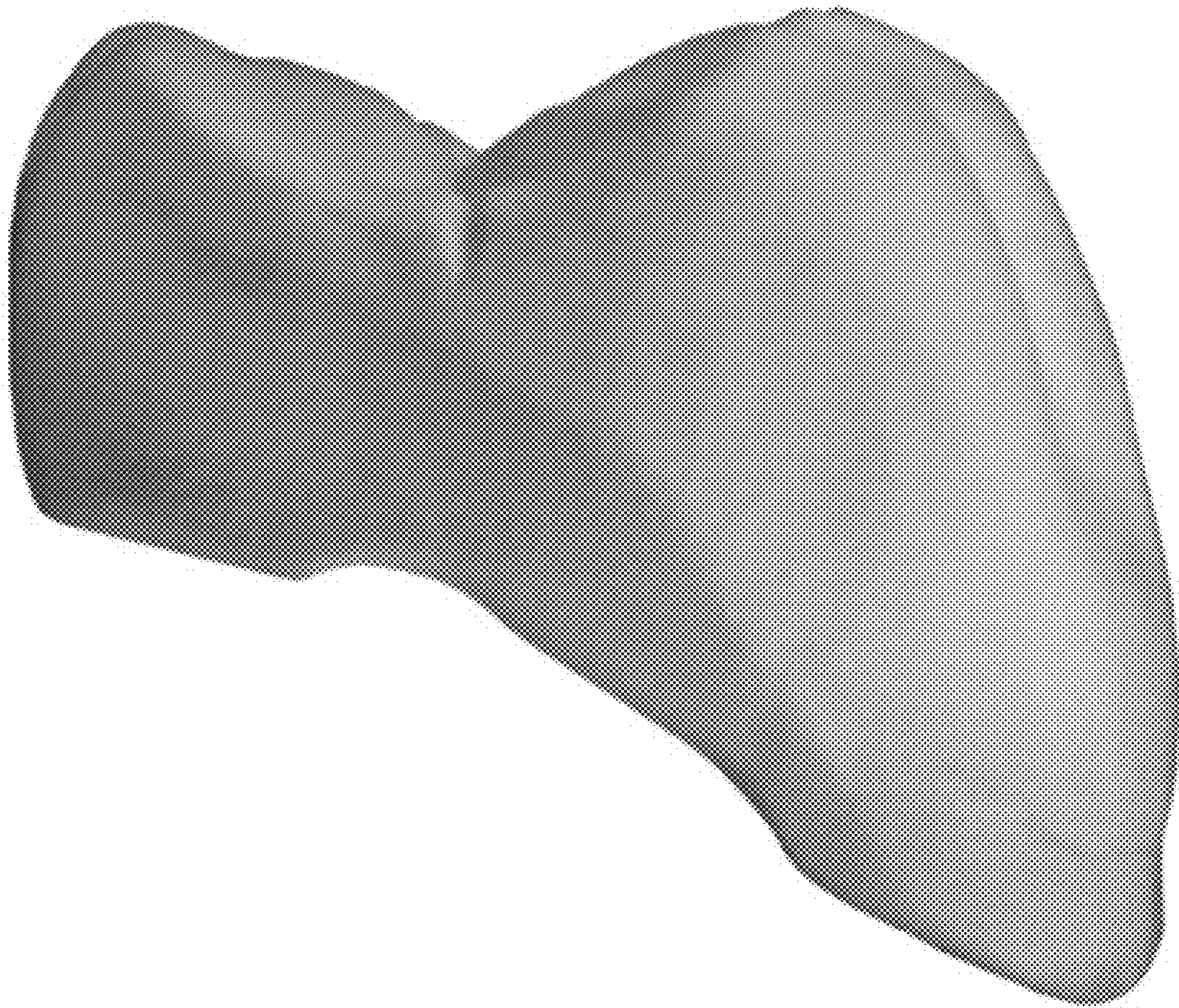


Fig. 7



UNITED STATES PATENT AND TRADEMARK OFFICE
CERTIFICATE OF CORRECTION

PATENT NO. : Des. 616,547 S
APPLICATION NO. : 29/303258
DATED : May 25, 2010
INVENTOR(S) : Hirokazu Satoh et al.

Page 1 of 1

It is certified that error appears in the above-identified patent and that said Letters Patent is hereby corrected as shown below:

In the Attorney, Agent, or Firm section on the Title page item 74:

Currently:


SAIDMAN DesighLaw Group

Should be:

SAIDMAN DesignLaw Group

Signed and Sealed this

Sixth Day of July, 2010



David J. Kappos
Director of the United States Patent and Trademark Office