



US00D616545S

(12) **United States Design Patent**
Burtch

(10) **Patent No.:** **US D616,545 S**
(45) **Date of Patent:** **** May 25, 2010**

(54) **DECORATIVE STETHOSCOPE RETAINER APPARATUS**

(76) Inventor: **Elizabeth Burtch**, 9085 Harris Rd.,
Denham, Springs, LA (US) 70726

(**) Term: **14 Years**

(21) Appl. No.: **29/322,778**

(22) Filed: **Aug. 12, 2008**

(51) **LOC (9) Cl.** **24-02**

(52) **U.S. Cl.** **D24/134; D3/207**

(58) **Field of Classification Search** D24/134,
D24/205, 206; D3/207, 215, 218; D2/624;
D11/2; 70/456 R, 457, 459

See application file for complete search history.

(56) **References Cited**

U.S. PATENT DOCUMENTS

D49,184 S *	6/1916	Helm	D3/215
D59,025 S *	9/1921	McCullough	D11/2
2,079,046 A *	5/1937	Schoeninger	70/459
D126,199 S *	4/1941	Daniels	D3/207
D187,425 S *	3/1960	Cavalero	D3/207
3,459,017 A *	8/1969	Sivertsen	70/457
D225,039 S	10/1972	Saurtis		
4,226,105 A *	10/1980	Wehrman	70/456 R
D303,146 S	8/1989	Stamm		
D308,762 S *	6/1990	Barnes et al.	D3/207

4,990,157 A	2/1991	Roberts et al.		
D385,415 S *	10/1997	Turbide	D3/207
5,692,657 A	12/1997	Kilo et al.		
D399,986 S *	10/1998	Schultheis	D2/624
D414,602 S *	10/1999	Bolen et al.	D3/215
6,065,563 A	5/2000	Stowers		
D477,709 S *	7/2003	Natividad	D3/218
D542,024 S *	5/2007	Bulgari	D3/207
2005/0050918 A1	3/2005	Saintil-van Goodman et al.		
2005/0279136 A1	12/2005	Bowman		

* cited by examiner

Primary Examiner—Ian Simmons

Assistant Examiner—Charles D Hanson

(74) *Attorney, Agent, or Firm*—Garvey, Smith, Nehrass &
North, L.L.C.; Gregory C. Smith

(57) **CLAIM**

The ornamental design for a decorative stethoscope retainer apparatus, as shown and described.

DESCRIPTION


FIG. 1 is a front view of the decorative stethoscope retainer apparatus;

FIG. 2 is a side view thereof;

FIG. 3 is a rear view thereof; and,

FIG. 4 is a perspective view thereof.

1 Claim, 2 Drawing Sheets






FIG. 1.




FIG. 2.




FIG. 3.



FIG. 4.