



US00D616534S

(12) **United States Design Patent**
Hoernig et al.

(10) **Patent No.:** **US D616,534 S**
(45) **Date of Patent:** **** May 25, 2010**

(54) **SHOWER SYSTEM**

(75) Inventors: **Victor Hoernig**, Lowell, IN (US);
Charles A. Patterson, Durango, CO
(US); **Geraint Krumpe**, Chicago, IL
(US); **Man Ki Yoo**, Skokie, IL (US)

(73) Assignee: **Masco Bath Corporation**, Moorestown,
NJ (US)

(**) Term: **14 Years**

(21) Appl. No.: **29/341,840**

(22) Filed: **Aug. 13, 2009**

(51) **LOC (9) Cl.** **23-02**

(52) **U.S. Cl.** **D23/283; D6/355**

(58) **Field of Classification Search** D23/275-277,
D23/280.1-280.2, 283, 304-306, 273, 303;
4/548, 552, 555, 576.1, 577.1, 578.1, 596,
4/614, 663, 538; D6/355, 362

See application file for complete search history.

(56) **References Cited**

U.S. PATENT DOCUMENTS

1,076,808 A	10/1913	Arburg
1,197,657 A	9/1916	Orofino
1,781,325 A	11/1930	Dowling
2,048,909 A	7/1936	Woodworth
2,052,629 A	9/1936	Hodgson
2,237,076 A	4/1941	Kenney et al.
2,529,568 A	11/1950	O'Hara
2,678,083 A	5/1954	Dall et al.
3,334,358 A	8/1967	McPherson
3,443,266 A	5/1969	Mongerson et al.
D226,853 S	5/1973	Korol
3,967,323 A	7/1976	Serio
4,168,549 A	9/1979	Davies
4,384,376 A	5/1983	Shrode
4,400,835 A	8/1983	Richter
4,495,666 A	1/1985	Herman, Jr.
4,541,131 A	9/1985	Sussman
4,646,491 A	3/1987	Munch
4,680,817 A	7/1987	Sloan et al.

4,876,751 A	10/1989	Van Meter	
4,897,889 A	2/1990	Baus	
4,905,327 A	3/1990	Boublil	
5,056,169 A	10/1991	Roguebrune	
5,185,892 A	2/1993	Mitchell	
D345,783 S *	4/1994	Kohler, Jr. D23/275
5,446,929 A	9/1995	Sills et al.	
5,463,780 A	11/1995	McAllister et al.	
D380,528 S	7/1997	D'Andrea	
D383,198 S	9/1997	Jacuzzi et al.	

(Continued)

FOREIGN PATENT DOCUMENTS

WO WO2006/015435 A1 2/2006

Primary Examiner—Robert A. Delehanty
(74) *Attorney, Agent, or Firm*—Nirav D. Parikh; Edgar A. Zarins

(57) **CLAIM**

The ornamental design for a shower system, as shown and described.

DESCRIPTION

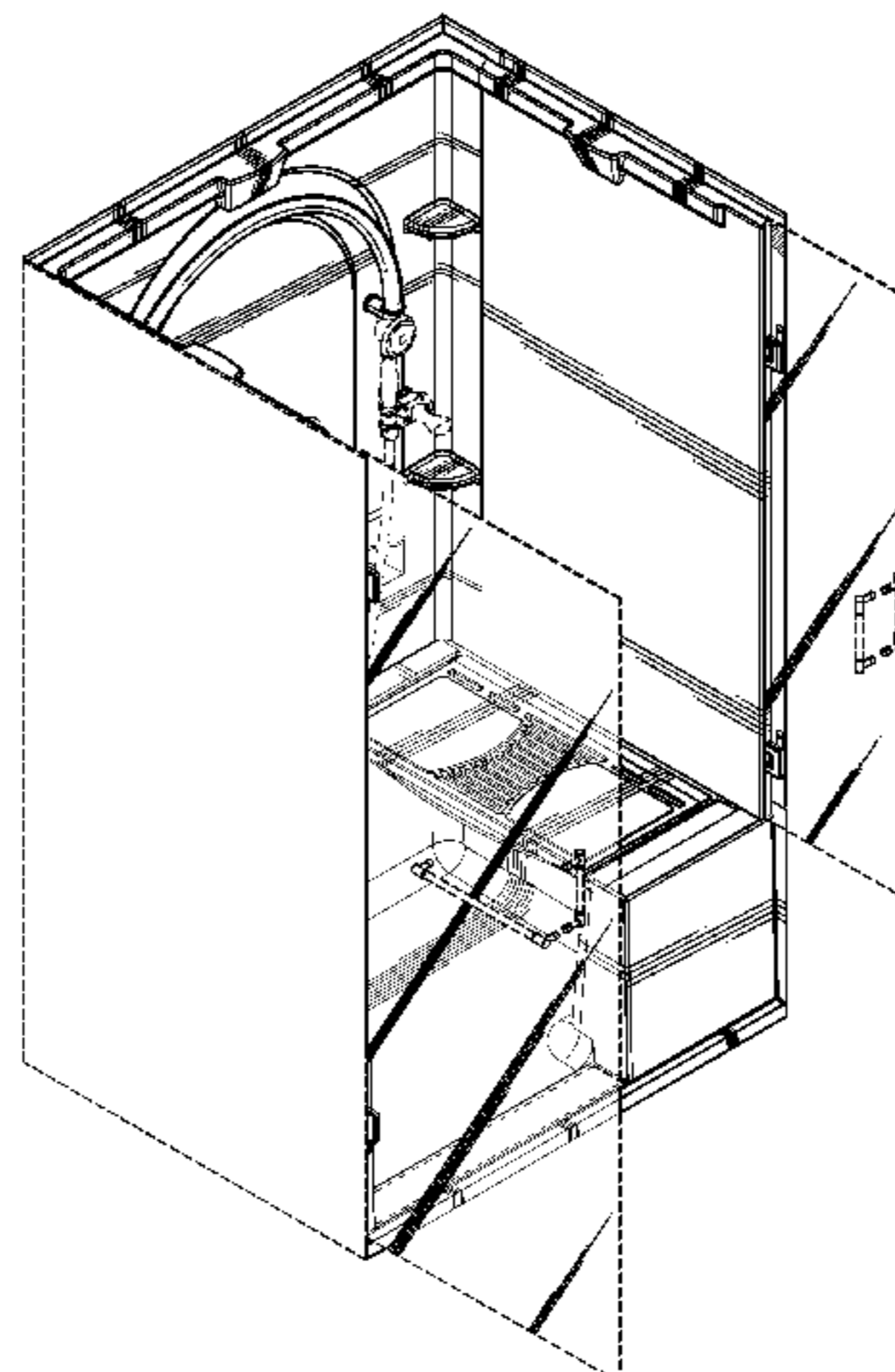
FIG. 1 is a front/left side perspective view of a shower system; FIG. 2 is a front/right side perspective view of the shower system of FIG. 1;

FIG. 3 is a front elevation view of the shower system of FIG. 1; and,

FIG. 4 is a top plan view of the shower system of FIG. 1.

The broken lines are for illustrative purposes only and form no part of the claimed design.

1 Claim, 4 Drawing Sheets



US D616,534 S

Page 2

U.S. PATENT DOCUMENTS					
5,671,489 A	9/1997	Salach	7,155,757 B1	1/2007	Zamora, Jr.
5,720,056 A	2/1998	Aymes	D546,425 S *	7/2007	Hisey et al. D23/283
D405,517 S	2/1999	Eeckhoudt	D561,307 S	2/2008	Breymaier et al.
6,065,251 A *	5/2000	Kindrick 52/36.4	D566,251 S	4/2008	Bates
6,088,847 A	7/2000	Burrow	D570,967 S	6/2008	Hood
6,094,757 A	8/2000	Torres	D572,805 S	7/2008	Daikubara et al.
6,109,189 A	8/2000	Tarver	D573,238 S	7/2008	Patterson et al.
6,226,810 B1	5/2001	Weddendorf et al.	7,392,551 B2	7/2008	Lanius
D444,866 S	7/2001	Paredes	7,392,553 B2	7/2008	Uhl et al.
6,360,380 B1	3/2002	Swart et al.	D578,185 S	10/2008	Biagi et al.
6,408,456 B1	6/2002	Fike et al.	D578,186 S	10/2008	Biagi et al.
6,618,871 B2	9/2003	Kopacz et al.	D578,187 S	10/2008	Biagi et al.
6,643,861 B2	11/2003	Sherlock et al.	D578,623 S	10/2008	Biagi et al.
6,807,689 B1	10/2004	Royko et al.	D578,624 S	10/2008	Biagi et al.
6,893,704 B1	5/2005	van der Loo	D580,026 S	11/2008	Biagi et al.
6,912,740 B2	7/2005	Fainberg	D588,237 S	3/2009	Patterson et al.
6,915,535 B2	7/2005	Sieger et al.	D592,739 S *	5/2009	Patterson D23/305
6,938,868 B2	9/2005	Pence	2005/0102746 A1	5/2005	Wright et al.
7,007,315 B2	3/2006	Stonecipher	2005/0246830 A1	11/2005	Galyean, Jr. et al.
D522,636 S	6/2006	Lanius	2006/0236452 A1	10/2006	Polimeno
D527,084 S	8/2006	Helmetsie	2007/0067903 A1	3/2007	Hatrick-Smith
7,121,620 B1	10/2006	Fang	2007/0199263 A1	8/2007	Kern et al.
D536,073 S *	1/2007	Hisey D23/283	2008/0190048 A1	8/2008	Kitakado
			2009/0100592 A1	4/2009	Biagi et al.
					* cited by examiner

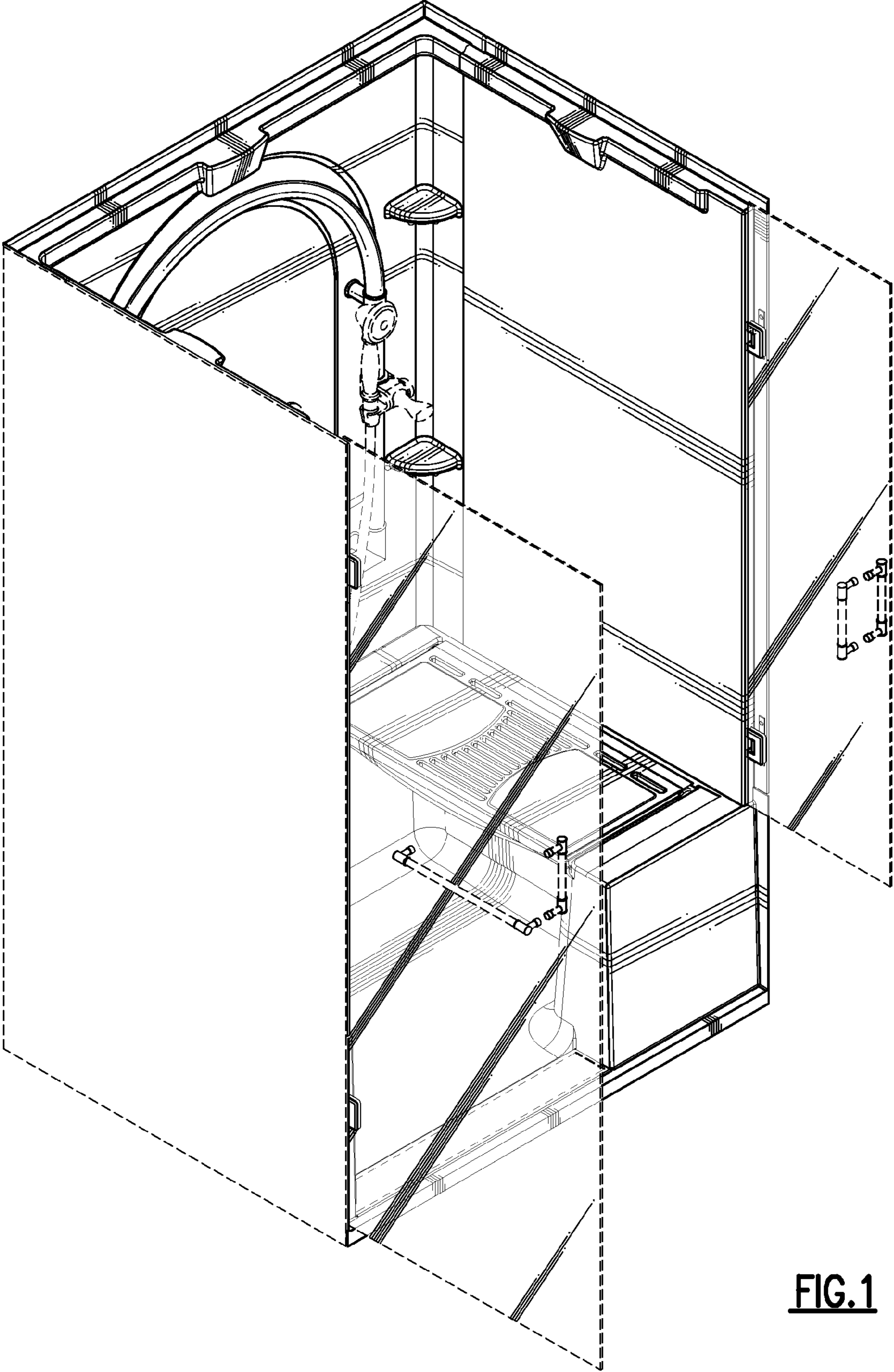


FIG. 1

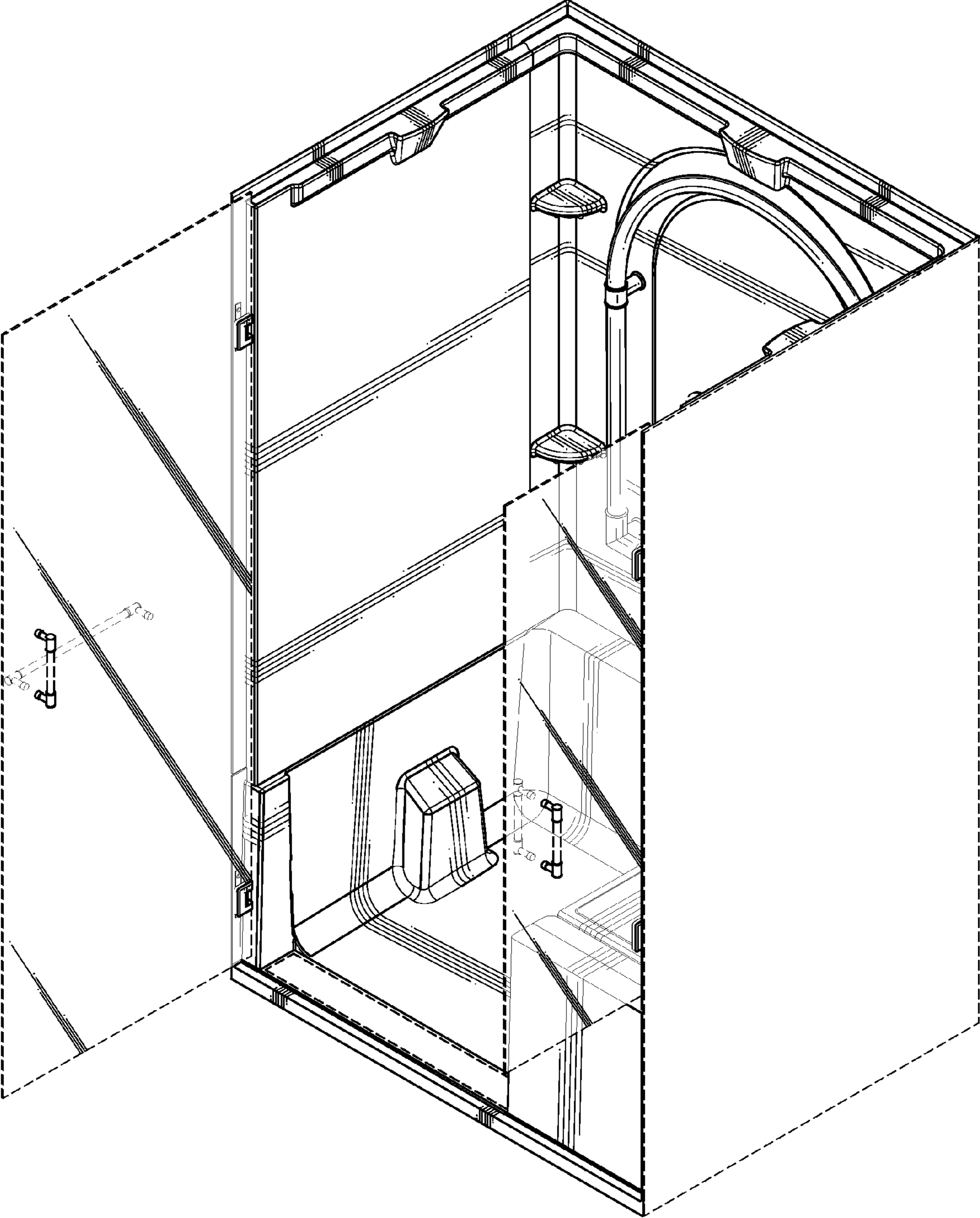


FIG.2

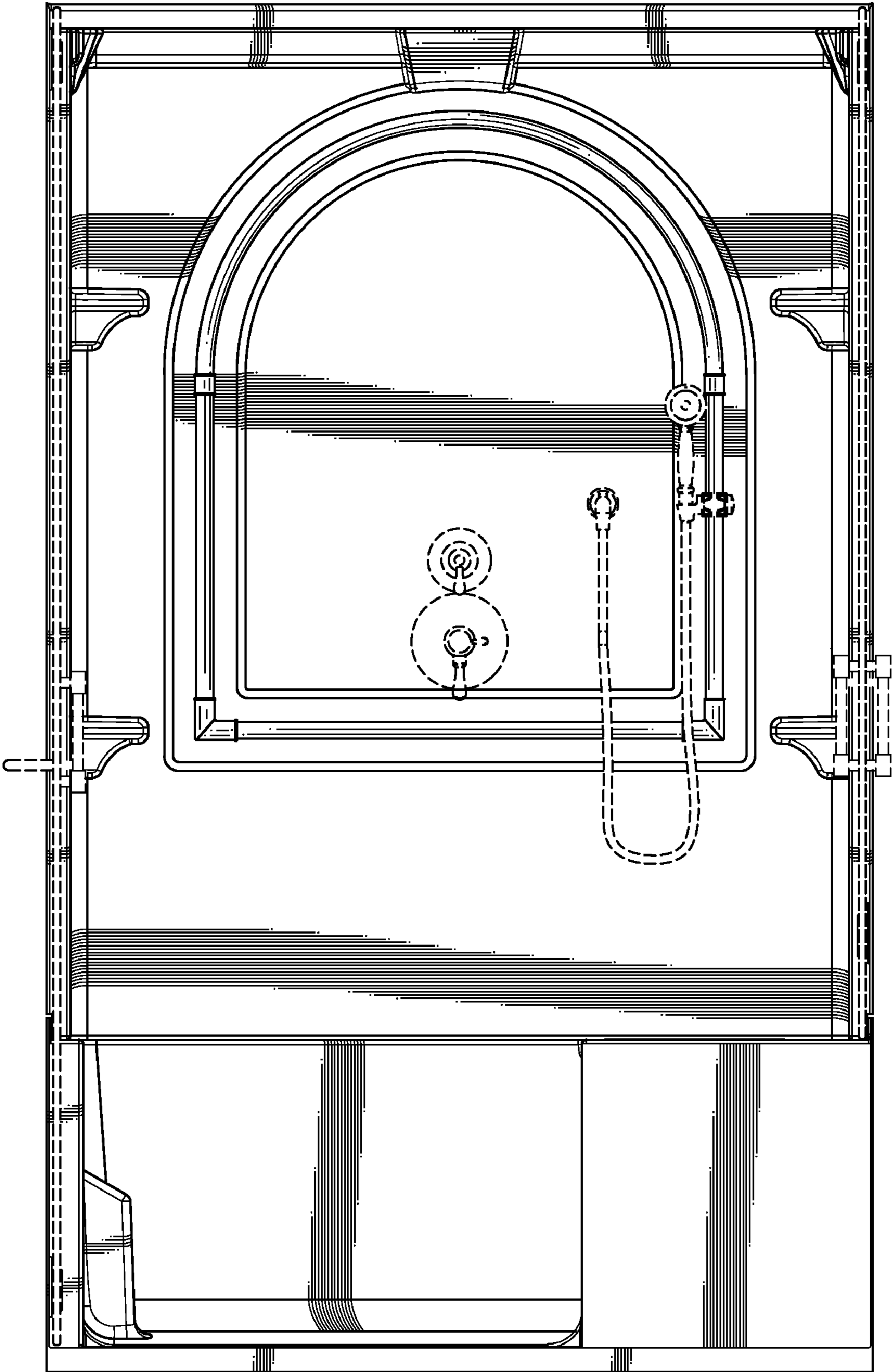


FIG.3

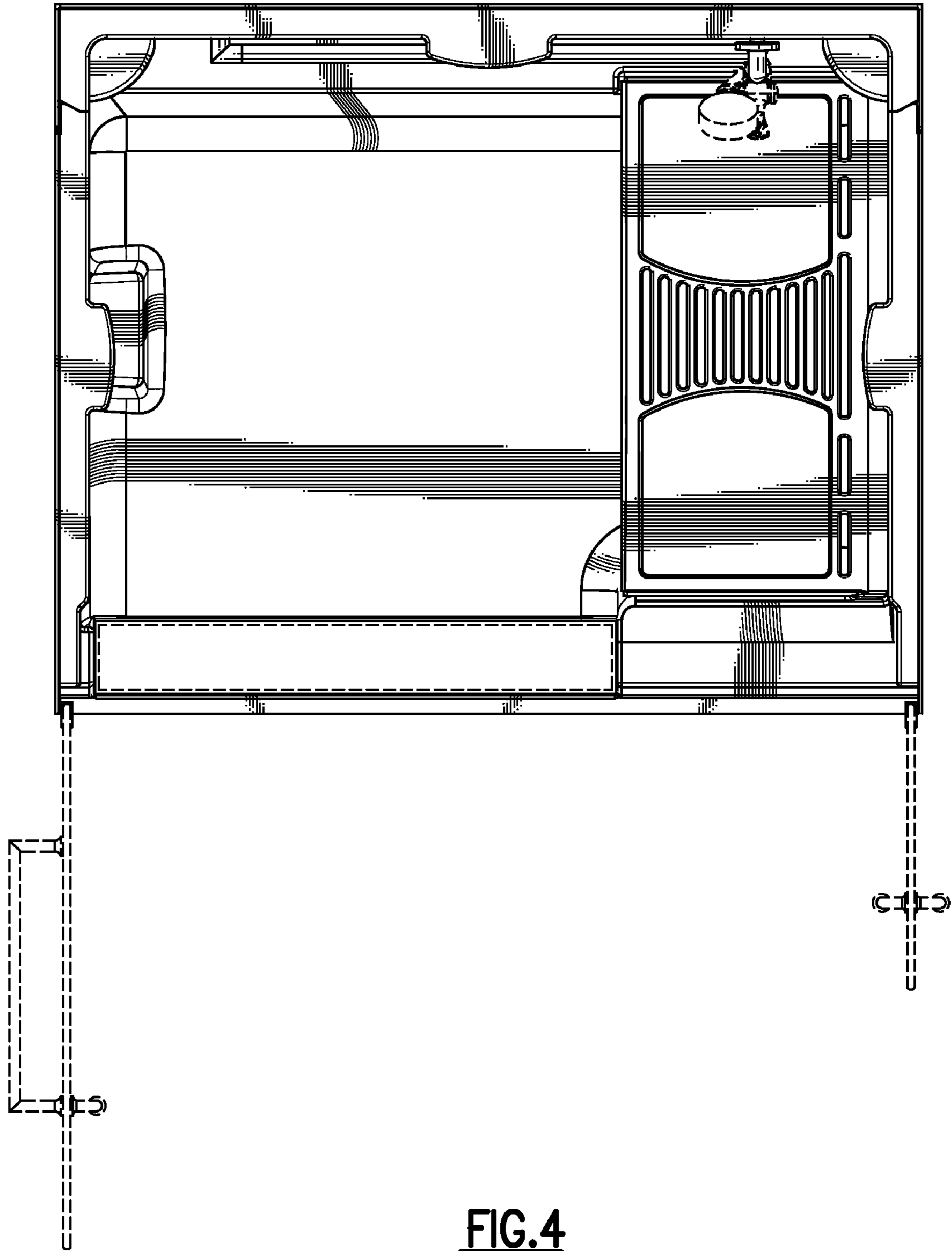


FIG.4