



US00D616510S

(12) **United States Design Patent**
Wen

(10) **Patent No.:** **US D616,510 S**
(45) **Date of Patent:** **** May 25, 2010**

(54) **BASKETBALL**

FOREIGN PATENT DOCUMENTS

(76) Inventor: **Xuejun Wen**, Room 210, Building 37,
Shaanxi Normal University, Xi'An,
Shanxi Province (CN)

GB DES. 2098234 * 1/2001

(**) Term: **14 Years**

OTHER PUBLICATIONS

(21) Appl. No.: **29/346,773**

Sportime® Fall 2003 SuperSoftouch® Global Ball® shown on upper right portion of p. 283.*

(22) Filed: **Nov. 5, 2009**

GLS Greg Larson Sports 2002 Full Line Catalog, Global ball pictured in center of p. 315.*

(30) **Foreign Application Priority Data**

Oriental Trading® Company, Inc. Spring 2005: p. 60—catalog item at right in second row.*

May 11, 2009 (CN) 2009 3 0022342.3

Ball shown on webpage: http://web.archive.org/web/20060505154431/http://cires.colorado.edu/~braup/gmt_gallery/soccerworld_test.png Display date: May 5, 2006.*

(51) **LOC (9) Cl.** **21-02**

Ball shown on webpage: http://web.archive.org/web/20060516234014/http://store.fieldmuseum.org/images/products/big/839_big.jpg Display date: May 16, 2006.*

(52) **U.S. Cl.** **D21/714**

* cited by examiner

(58) **Field of Classification Search** D21/707–714;
D9/649; D10/10; D19/61; D11/62, 110,
D11/157; 473/569–614; 446/220–226; 40/327;
434/131–148

Primary Examiner—Catherine Tuttle
(74) *Attorney, Agent, or Firm*—J.C. Patents

See application file for complete search history.

(57) **CLAIM**

(56) **References Cited**

The ornamental design for a basketball, as shown and described.

U.S. PATENT DOCUMENTS

DESCRIPTION

379,915	A *	3/1888	Story	434/147
1,523,188	A *	1/1925	Flood	434/147
D100,697	S *	8/1936	Himmel	D14/189
5,503,699	A *	4/1996	Ratner et al.	156/156
D407,127	S *	3/1999	Teifert	D21/714
D430,912	S *	9/2000	Hanna et al.	D21/714
6,517,471	B2 *	2/2003	Chen	482/148
D595,790	S *	7/2009	Falconer et al.	D21/714
2004/0132565	A1 *	7/2004	Levine et al.	473/569
2007/0060426	A1 *	3/2007	Maziarz et al.	473/605

FIG. 1 is a front view of a basketball showing the new design.

FIG. 2 is a rear view thereof.

FIG. 3 is a left side view thereof.

FIG. 4 is a right side view thereof.

FIG. 5 is a top view thereof; and,

FIG. 6 is a bottom view thereof.

1 Claim, 6 Drawing Sheets





Fig 1



Fig 2

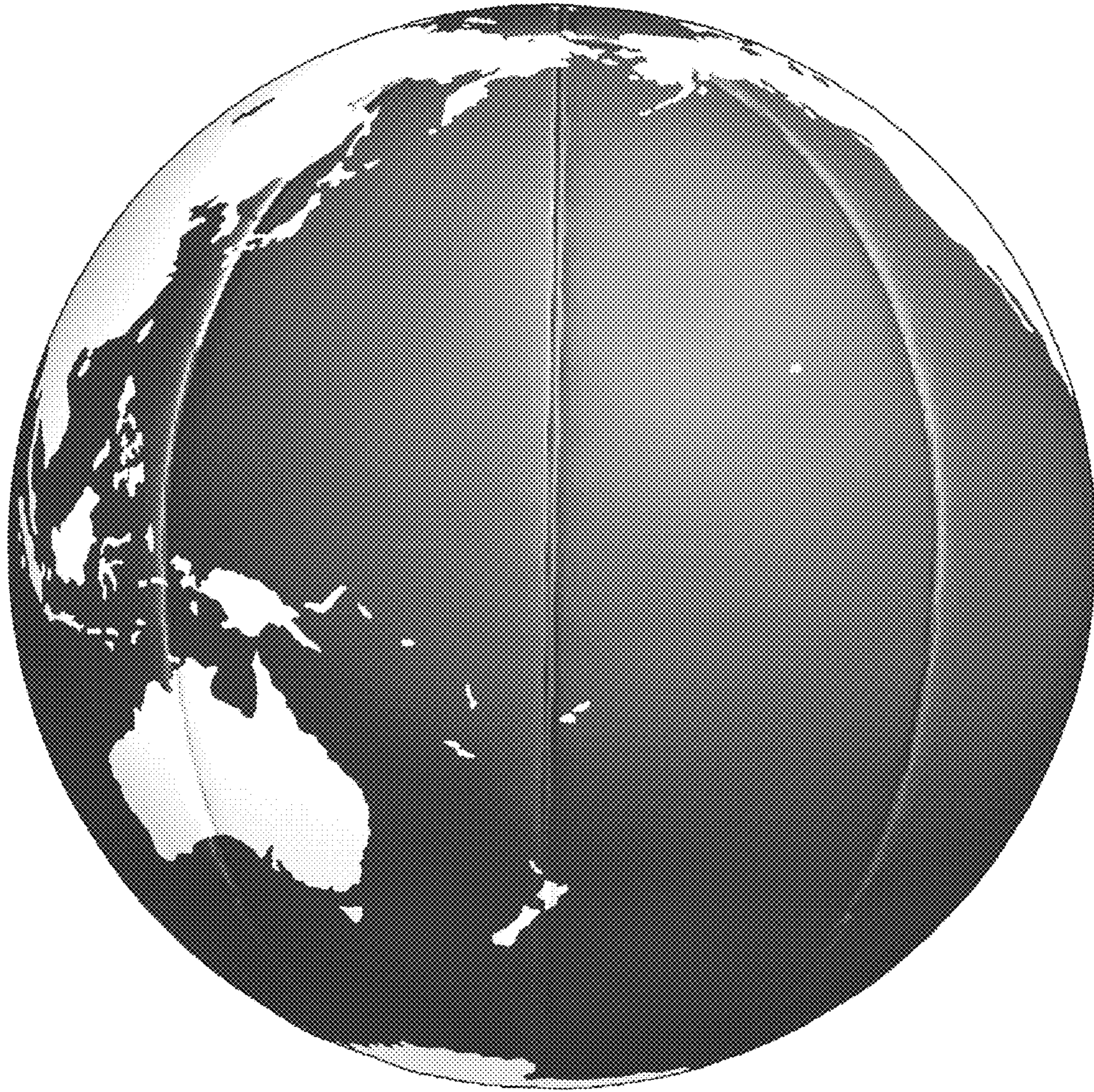


Fig 3

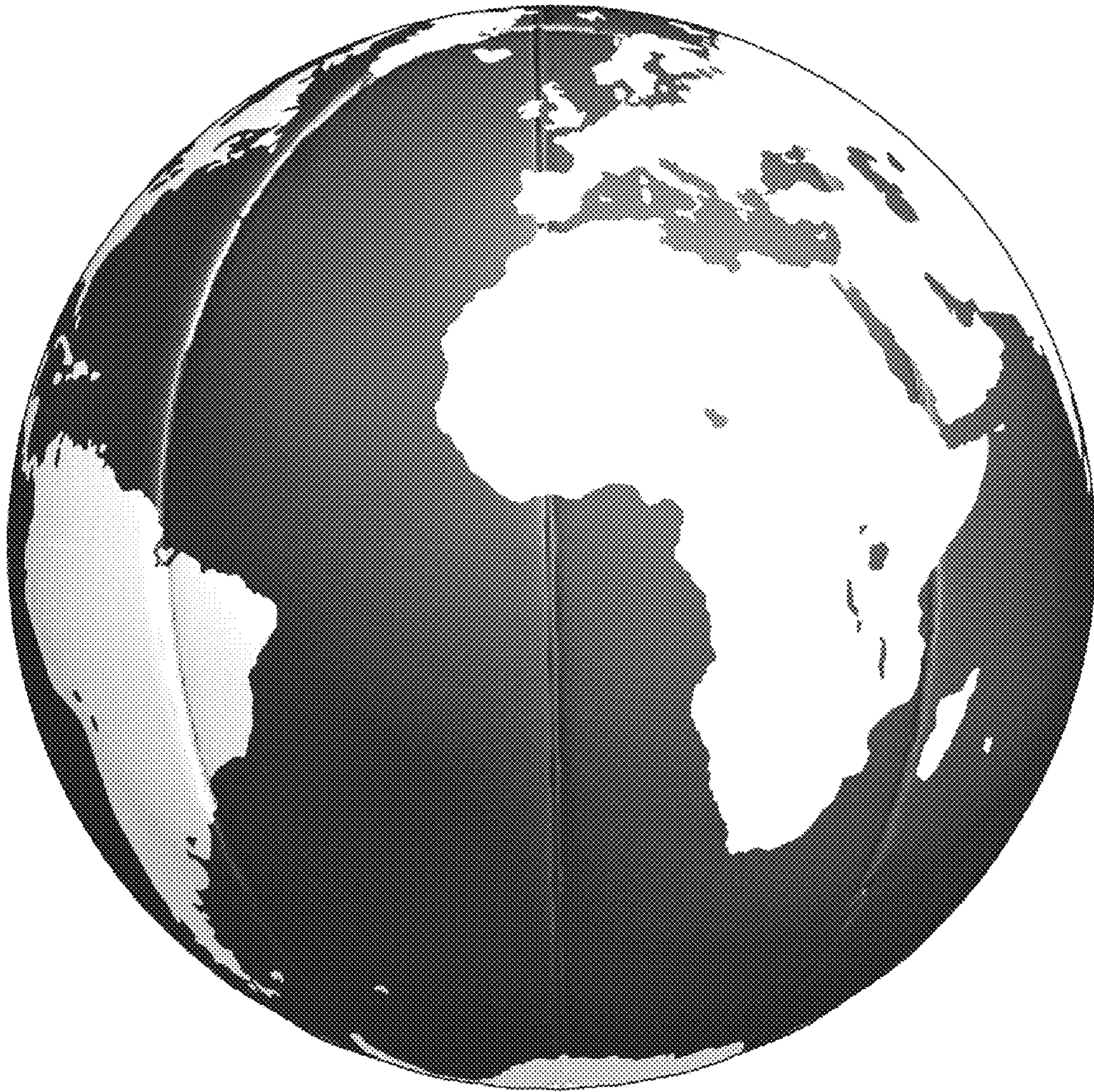


Fig 4

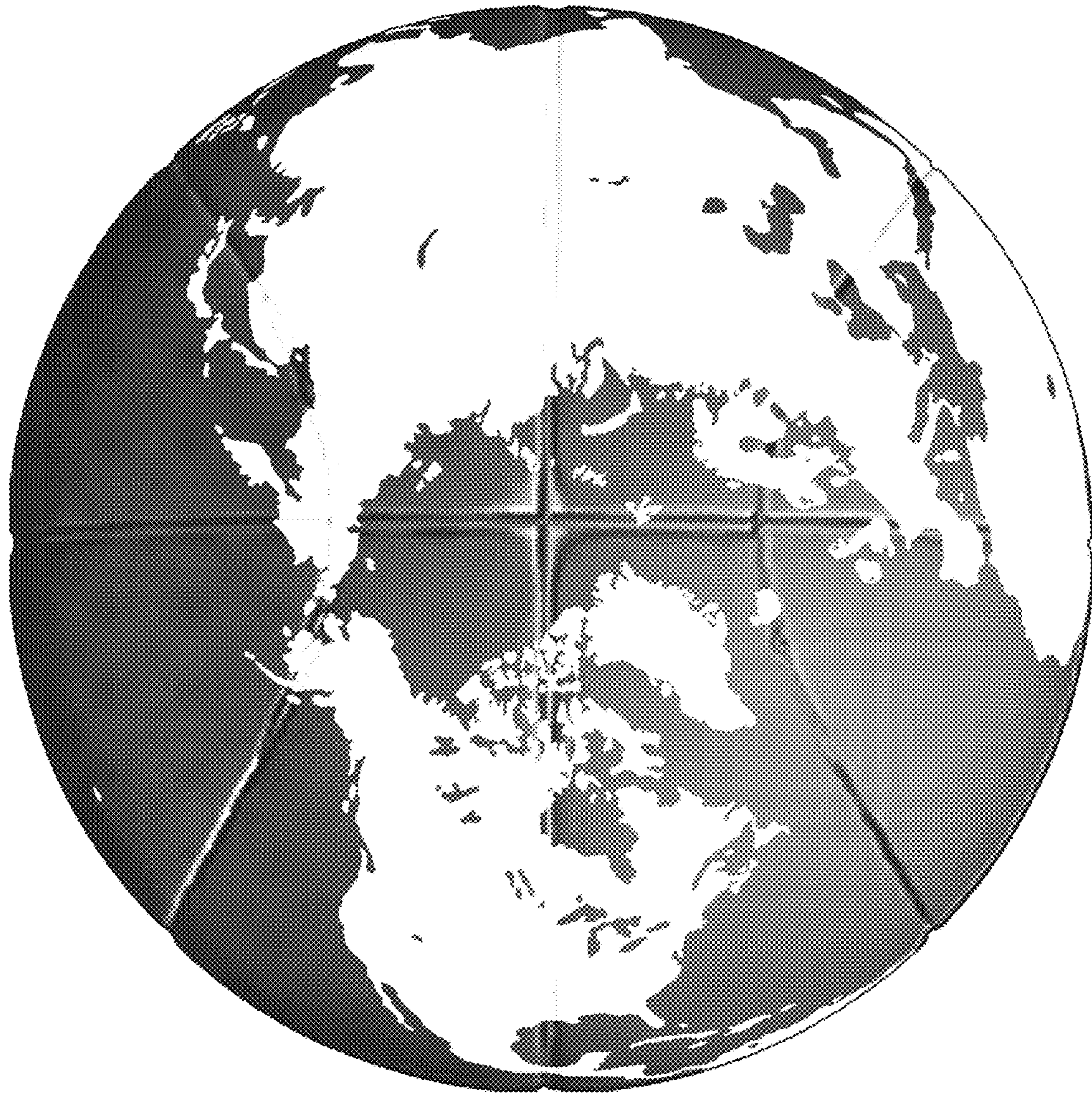


Fig 5




Fig 6