



US00D616509S

(12) **United States Design Patent**
Perez et al.

(10) **Patent No.:** **US D616,509 S**

(45) **Date of Patent:** **** May 25, 2010**

(54) **EXERCISE BAND**

(76) Inventors: **Jose Perez**, 1780 W. 3rd St., Brooklyn, NY (US) 11223; **Francisco Alfonseca**, 69-60 108th St., #708, Forest Hills, NY (US) 11375

(**) Term: **14 Years**

(21) Appl. No.: **29/315,037**

(22) Filed: **May 20, 2009**

(51) **LOC (9) Cl.** **21-02**

(52) **U.S. Cl.** **D21/692**; D21/662

(58) **Field of Classification Search** D21/662, D21/684, 679-681, 691-692, 694; 482/74, 482/121-124, 126, 139, 140, 146, 148, 193-194, 482/197; 601/134, 136

See application file for complete search history.

(56) **References Cited**

U.S. PATENT DOCUMENTS

1,998,226	A *	4/1935	Draheim	482/124
2,118,114	A *	5/1938	Schenk	482/126
2,224,103	A *	12/1940	Nilson	482/124
4,026,549	A *	5/1977	Gunn	482/124
4,090,706	A *	5/1978	Reda	482/122
4,109,905	A *	8/1978	Meier	482/55
4,690,401	A *	9/1987	Cho	482/122
4,852,874	A *	8/1989	Sleichter et al.	482/122
5,143,057	A *	9/1992	DePasquale	601/135
5,338,289	A *	8/1994	Cooker	602/19
5,614,300	A *	3/1997	Cicali et al.	482/122

5,921,903	A *	7/1999	Lawrence	482/140
5,945,060	A *	8/1999	Williams	264/564
6,712,779	B1 *	3/2004	Iverson	601/134
6,921,357	B2 *	7/2005	Basting	482/121
7,044,894	B1 *	5/2006	Smith	482/74
D566,797	S *	4/2008	Yewdall	D21/662
2004/0067827	A1 *	4/2004	Tustin	482/121
2006/0084556	A1 *	4/2006	Payne	482/121
2006/0160679	A1 *	7/2006	Kung	482/121
2007/0105696	A1 *	5/2007	Castel et al.	482/121
2008/0139369	A1 *	6/2008	Vigilia	482/124

* cited by examiner

Primary Examiner—Philip S Hyder

Assistant Examiner—Susan E Krakower

(74) *Attorney, Agent, or Firm*—Law Offices of J. D. Geraigery; Janine D. Geraigery

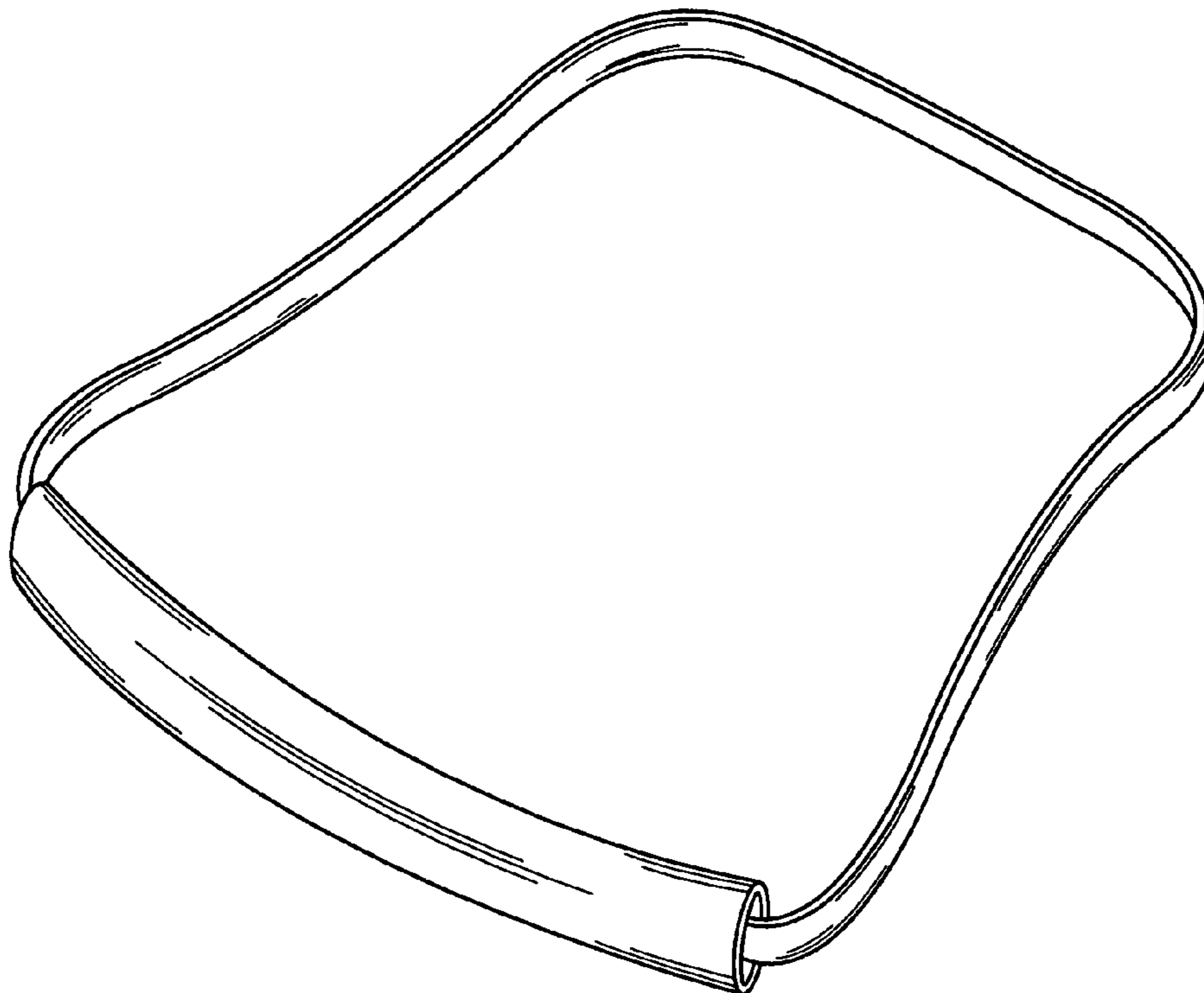
(57) **CLAIM**

The ornamental design for an exercise band, as shown and described.

DESCRIPTION

FIG. 1 is a perspective view of the exercise band;
FIG. 2 is a right side view thereof;
FIG. 3 is a left side view thereof;
FIG. 4 is a top view thereof, which is a mirror image of the bottom view thereof;
FIG. 5 is a front view thereof; and,
FIG. 6 is a back view thereof.

1 Claim, 2 Drawing Sheets



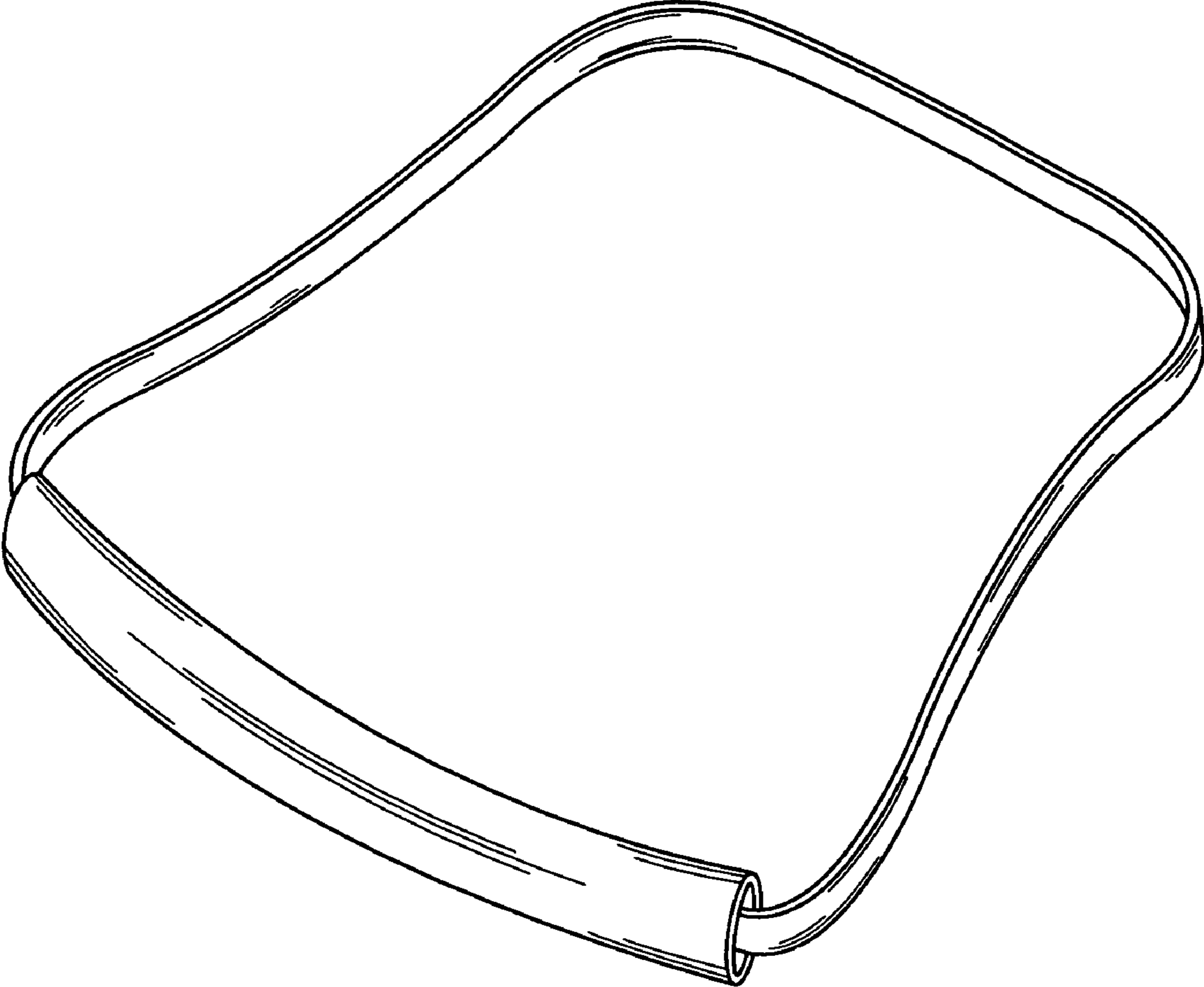


FIG. 1

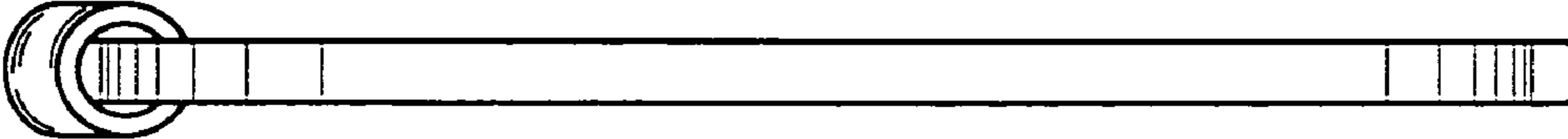


FIG. 2

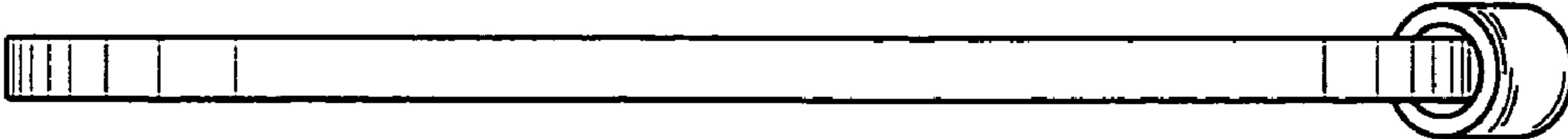


FIG. 3




FIG. 4



FIG. 5




FIG. 6