



US00D616503S

(12) **United States Design Patent**
Scatterday

(10) **Patent No.:** **US D616,503 S**

(45) **Date of Patent:** **** May 25, 2010**

(54) **ADVERTISING DISC**

(76) **Inventor:** **Mark A. Scatterday**, 6701 N. Scottsdale Rd., Scottsdale, AZ (US) 85250

(**) **Term:** **14 Years**

(21) **Appl. No.:** **29/324,502**

(22) **Filed:** **Sep. 12, 2008**

(51) **LOC (9) Cl.** **20-99**

(52) **U.S. Cl.** **D20/99; D20/28**

(58) **Field of Classification Search** D20/10, D20/19, 21-28, 40, 42, 43, 99; 40/27.5, 40/299.01, 300, 377, 309, 311, 315, 325, 40/331, 541, 584, 591, 606.01, 606.03, 607.11, 40/607.13, 642.02, 661.01, 661.12, 662, 40/663; D8/310, 349, 387; D10/104, 109, D10/116; D11/122, 130; 24/90.1, 94, 101 R, 24/105, 113 R; 47/40.5; 108/94; 221/2; 223/67, 120; 242/377, 380; 248/164, 346.01, 248/346.11, 346.5, 349.1, 618; 295/1; 362/287, 362/812; 431/253, 294, 296; 446/245; D21/386
See application file for complete search history.

(56) **References Cited**

U.S. PATENT DOCUMENTS

31,251	A *	1/1861	Marshall	431/294
582,065	A *	5/1897	Hyde	24/94
1,407,085	A *	2/1922	Rau	40/628
2,279,259	A *	4/1942	Ballou, Jr.	24/105
3,414,161	A *	12/1968	Doring	221/2

3,465,926	A *	9/1969	Schwartz et al.	223/67
3,992,792	A *	11/1976	Keller	40/377
4,340,625	A *	7/1982	Willingner	428/17
5,954,288	A *	9/1999	Shih	242/380
6,089,424	A *	7/2000	Colquhoun	223/120
D483,252	S *	12/2003	Williamson	D8/387
D505,880	S *	6/2005	Smidth	D11/130.1
6,929,209	B2 *	8/2005	Baumgarten	242/377
2005/0011981	A1 *	1/2005	Baumgarten	242/377
2009/0193714	A1 *	8/2009	Shatley	47/40.5

* cited by examiner

Primary Examiner—Janice E Seeger

Assistant Examiner—Mary Ann Calabrese

(74) *Attorney, Agent, or Firm*—Knobbe, Martens, Olson & Bear, LLP

(57) **CLAIM**

The ornamental design for an advertising disc, as shown and described.

DESCRIPTION

FIG. 1 is a top, back, and left side perspective of an embodiment of an advertising disc embodying my new design.

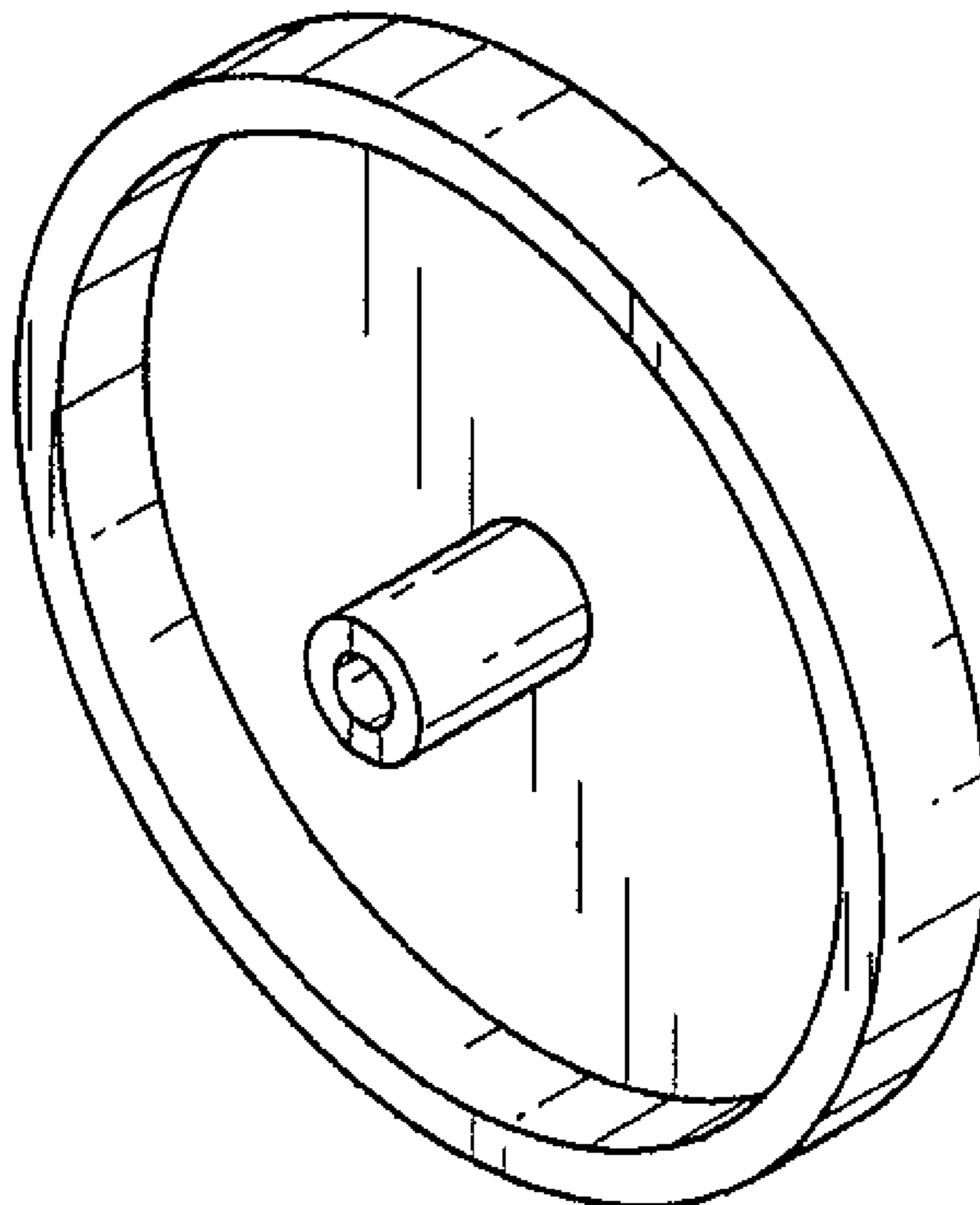
FIG. 2 is a back elevation view thereof.

FIG. 3 is a right side elevation view thereof; and,

FIG. 4 is a reduced scale top, front, and right side perspective thereof on a toy robot.

Portions shown in broken lines are for illustrative purposes only and form no part of the claimed design.

1 Claim, 2 Drawing Sheets



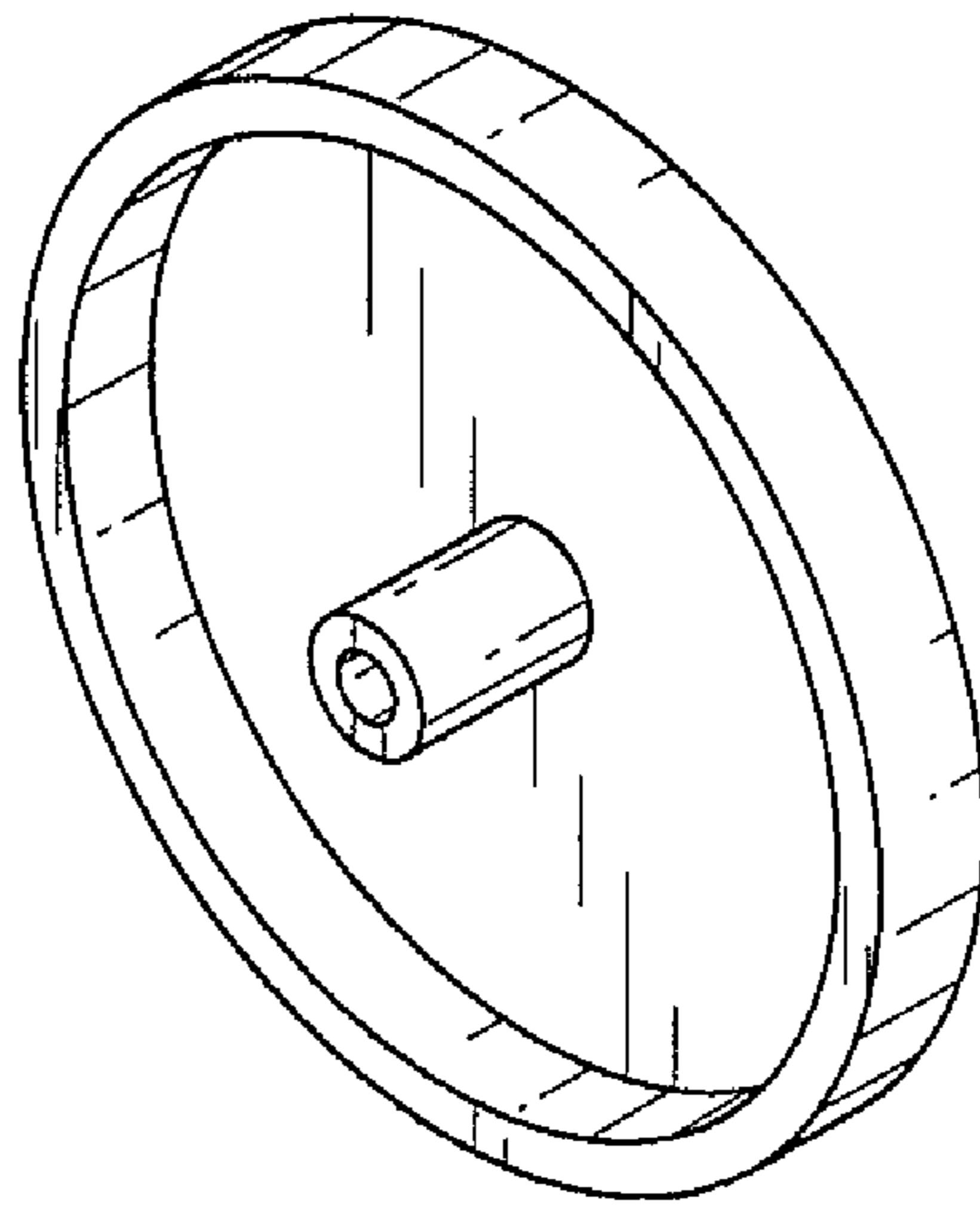


FIG. 1

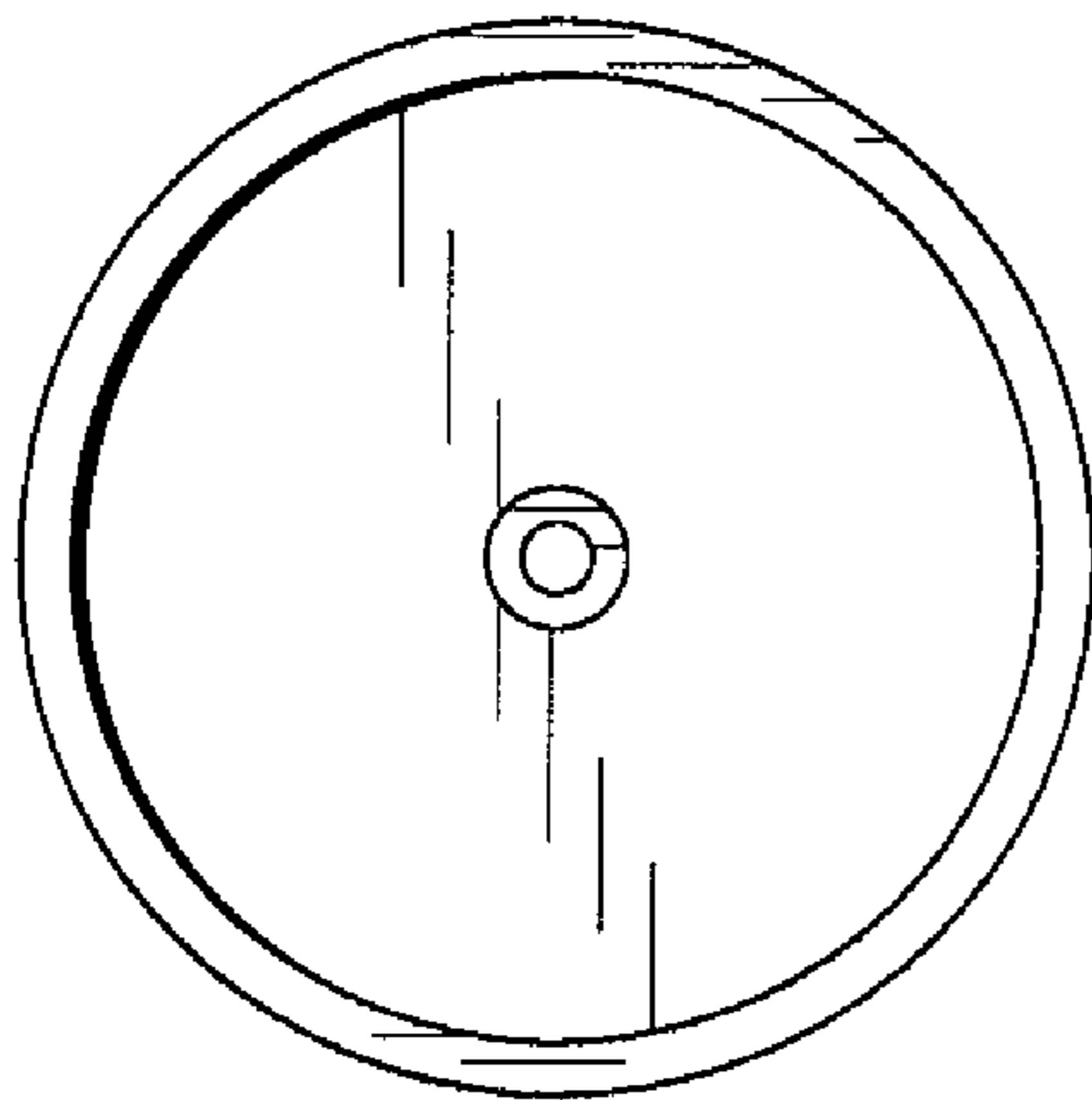


FIG. 2

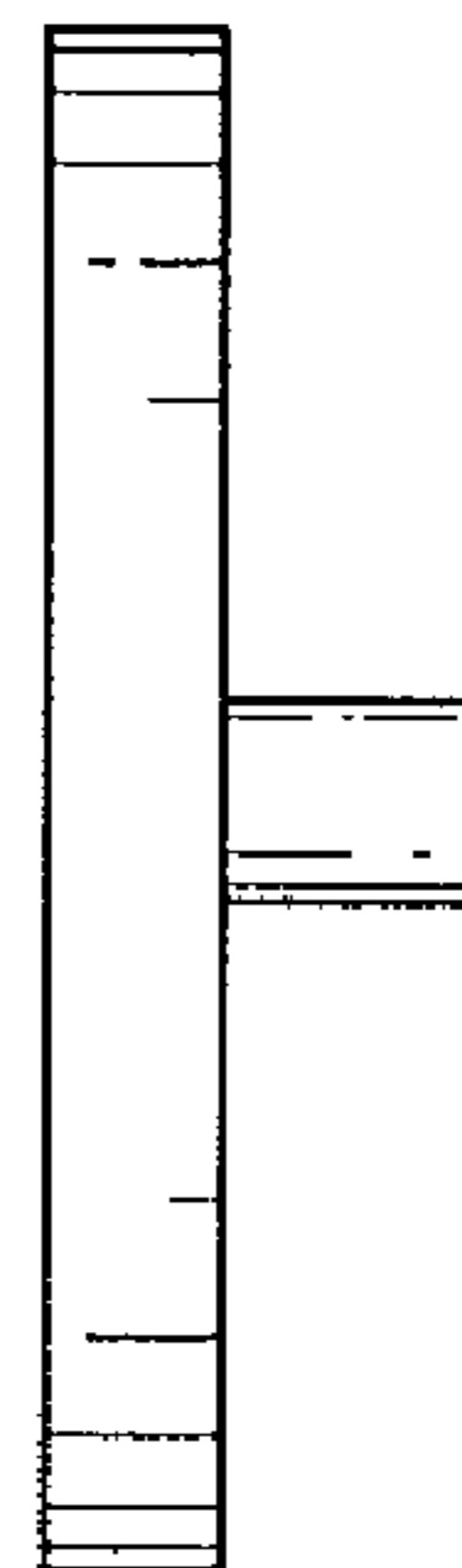


FIG. 3

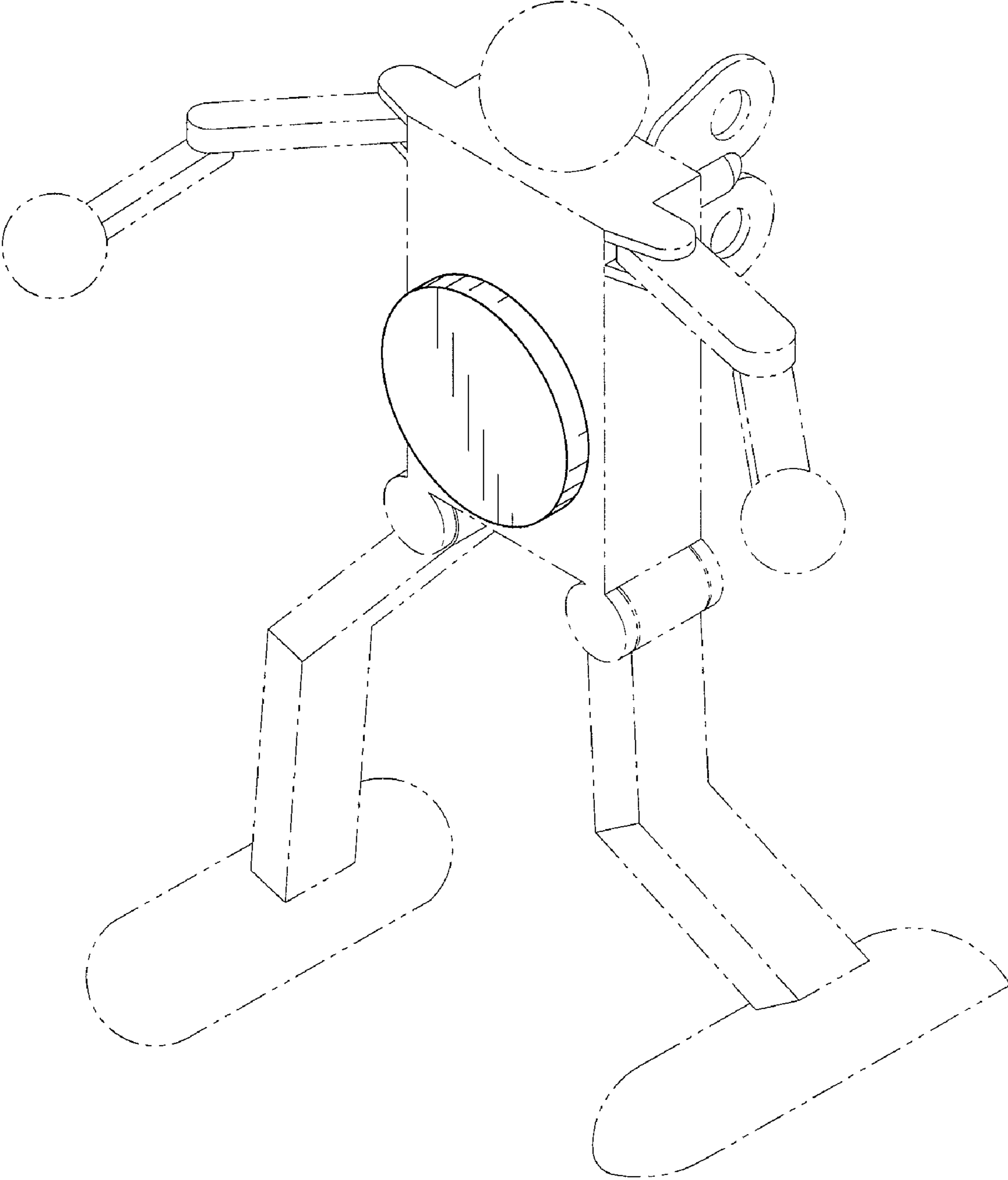


FIG. 4