



US00D616499S

(12) **United States Design Patent**
Liu

(10) **Patent No.:** **US D616,499 S**

(45) **Date of Patent:** **** May 25, 2010**

(54) **PEN**

(75) Inventor: **Luosen Liu**, Ningbo (CN)

(73) Assignee: **Beifa Group Co., Ltd.**, Ningbo (CN)

(**) Term: **14 Years**

(21) Appl. No.: **29/338,432**

(22) Filed: **Jun. 11, 2009**

(30) **Foreign Application Priority Data**

Dec. 13, 2008 (CN) 2008 3 0349502

(51) **LOC (9) Cl.** **19-06**

(52) **U.S. Cl.** **D19/50**

(58) **Field of Classification Search** D19/35,
D19/36, 41–51, 53–57; 24/10 R, 10 A, 11 CT,
24/11 CC, 11 F, 11 P, 11 PP, 11 R, 11 HC,
24/11 M, 12; 401/52, 99, 100, 104–109,
401/192, 195, 196

See application file for complete search history.

(56) **References Cited**

U.S. PATENT DOCUMENTS

- D354,514 S 1/1995 de Baillon
- D362,269 S * 9/1995 Hollington D19/51
- D385,917 S * 11/1997 Katami D19/57
- D404,426 S * 1/1999 Takanashi D19/43
- D427,238 S * 6/2000 Beneyto D19/43
- D461,501 S * 8/2002 Nishida D19/43
- D487,776 S * 3/2004 Keda D19/57
- D489,088 S * 4/2004 Arita et al. D19/43
- D559,313 S * 1/2008 Qiu et al. D19/48

- D572,308 S * 7/2008 Bhavnani D19/57
- D577,068 S * 9/2008 Soetewey D19/51
- D577,069 S * 9/2008 Bhavnani et al. D19/51
- D579,979 S * 11/2008 Bhavnani D19/51
- D584,356 S * 1/2009 Shimizu D19/57
- D591,348 S * 4/2009 Yu et al. D19/49
- D591,351 S 4/2009 Shi
- D601,196 S * 9/2009 Zhang D19/48
- D607,053 S * 12/2009 Siegel D19/48
- D608,392 S * 1/2010 Shibata D19/50
- D609,746 S * 2/2010 Ma D19/50
- D610,617 S 2/2010 Zhang

* cited by examiner

Primary Examiner—Elizabeth A Albert

(74) *Attorney, Agent, or Firm*—Christensen O'Connor
Johnson Kindness PLLC

(57) **CLAIM**

The ornamental design for a pen, as shown and described.

DESCRIPTION

FIG. 1 is an upper front right perspective view of a pen showing my new design;

FIG. 2 is a lower front right perspective view thereof;

FIG. 3 is a right side elevation view thereof;

FIG. 4 is an enlarged top plan view thereof;

FIG. 5 is a front elevation view thereof;

FIG. 6 is a left side elevation view thereof;

FIG. 7 is an enlarged bottom plan view thereof; and,

FIG. 8 is a rear elevation view thereof.

1 Claim, 3 Drawing Sheets

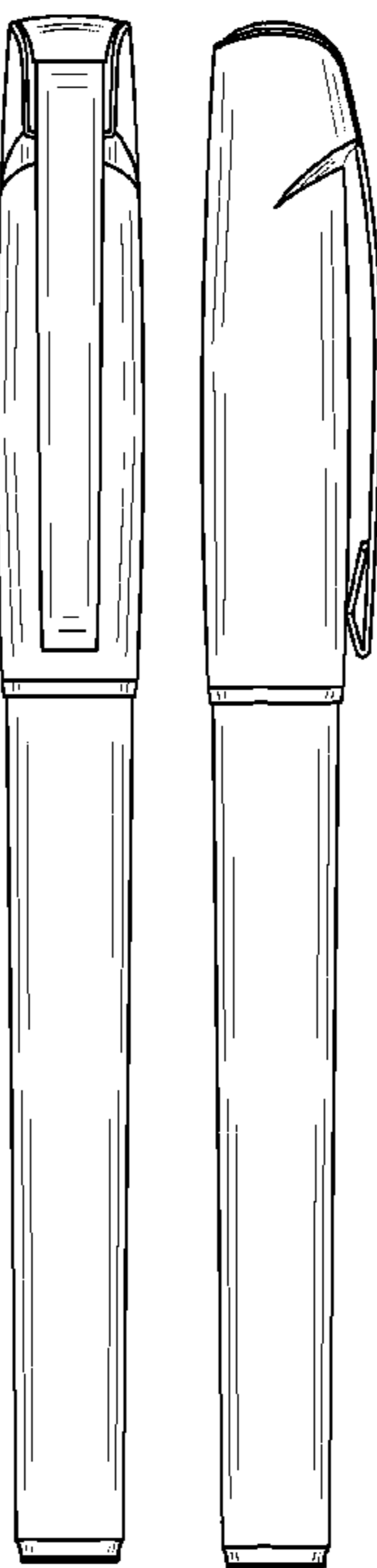


Fig.1.

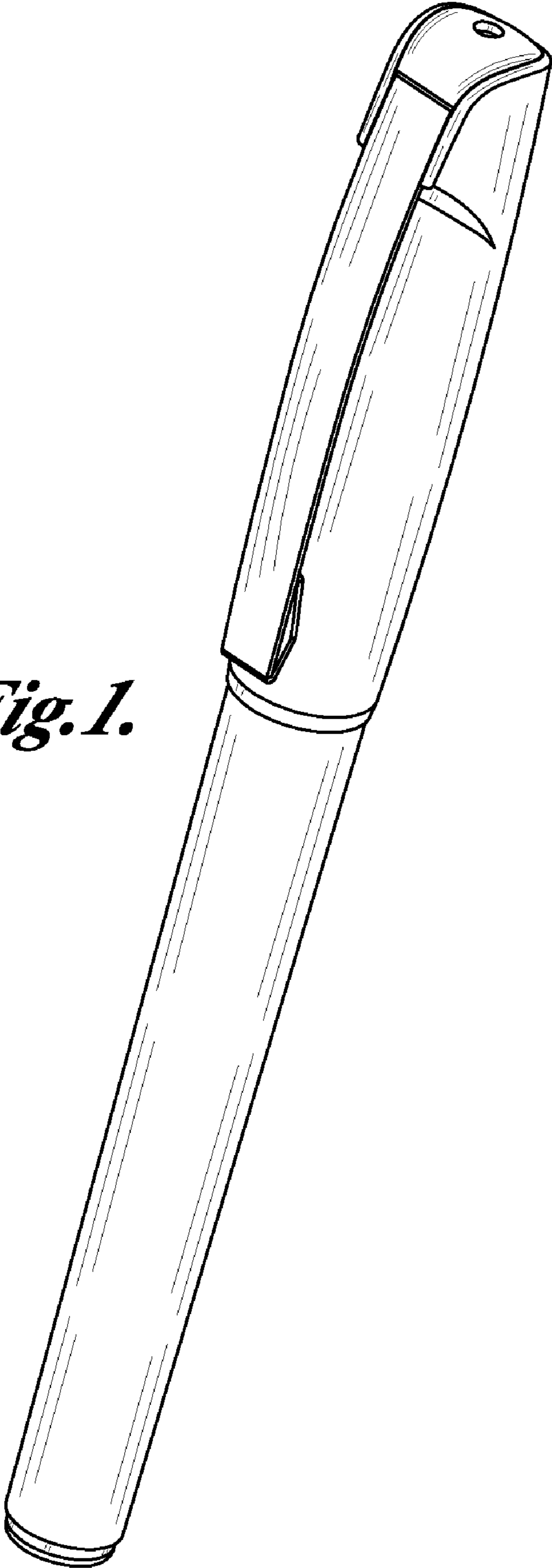
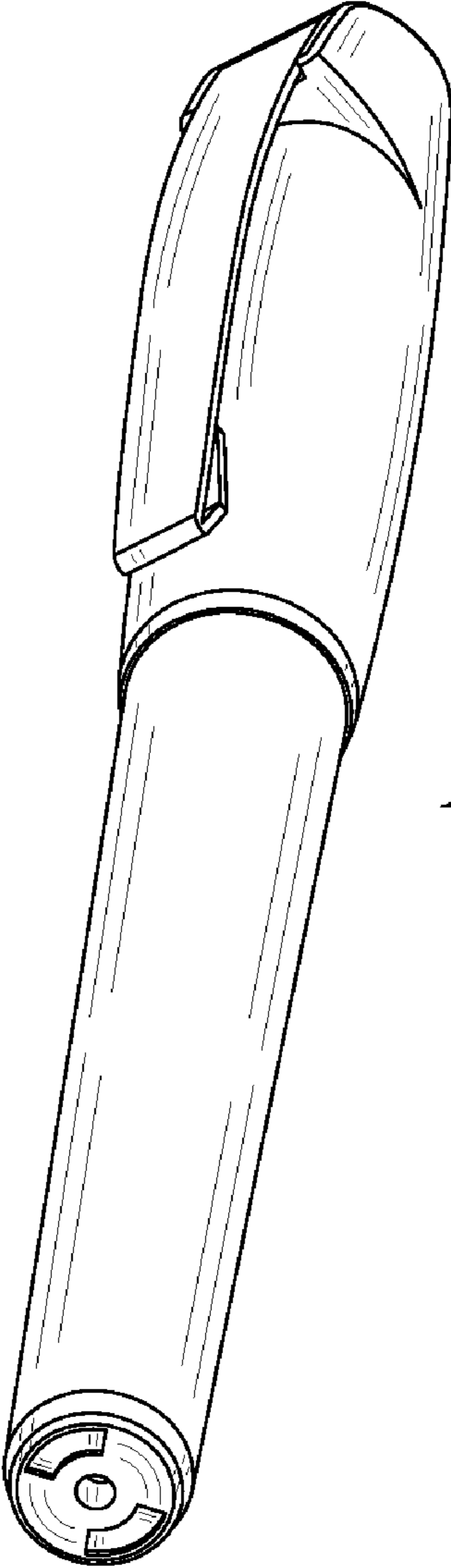


Fig.2.






Fig. 3.

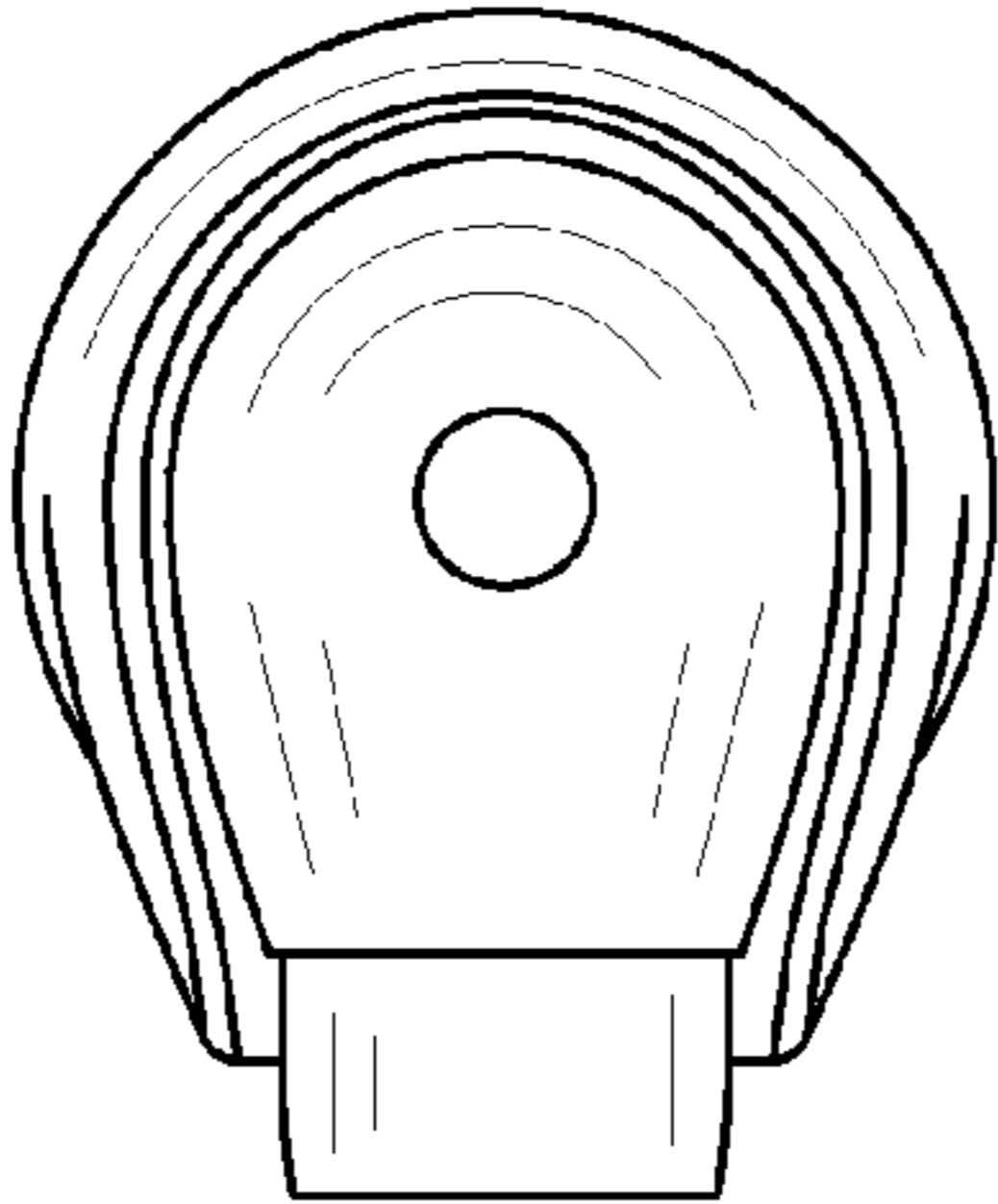


Fig. 4.

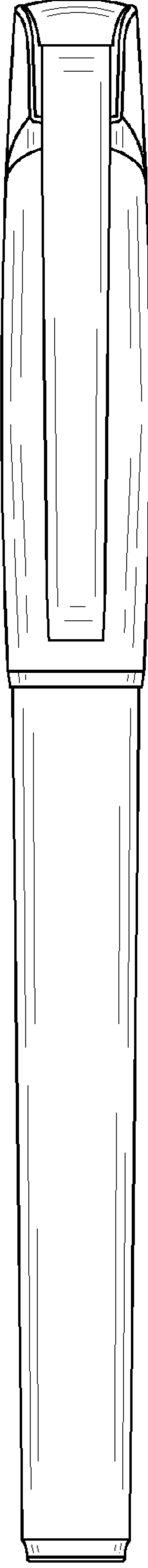


Fig. 5.

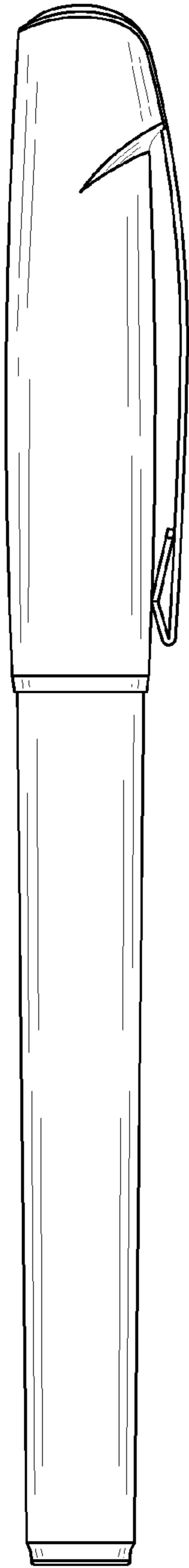


Fig. 6.

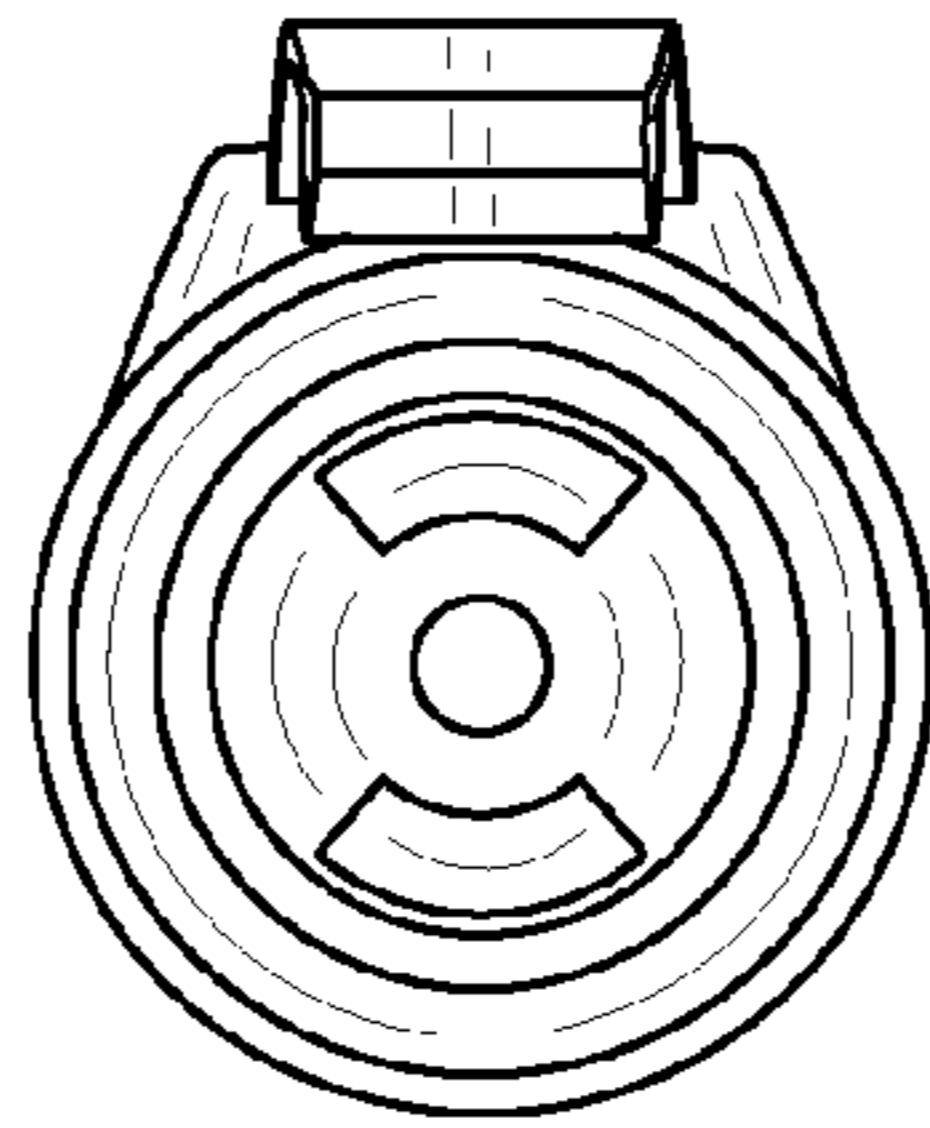


Fig. 7.

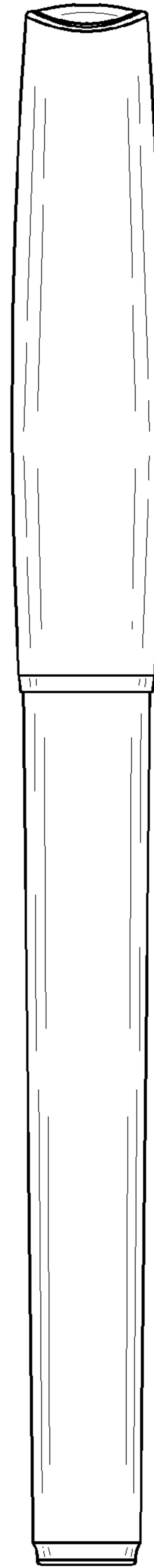


Fig. 8.